

# **CONEJO QUIVER**

**July 2021 Issue**



**The July Club Shoot is scheduled for Sunday July 25, 2021.  
The General Meeting will occur on that date at 11:30am per our normal schedule.  
Please wear an appropriate protective face covering while on the range and during  
the meeting if you haven't already received your COVID-19 vaccination.**

## FROM THE EDITOR

John Downey, Editor

Welcome back “CVA Archers” to the July Issue of the **Conejo Quiver Newsletter**.

Joining our ‘Irregulars’ this month, is club member Joe Tischler, who reports on his experience at the **California State Outdoor Tournament** in Sacramento. If you’ve never attended one of the larger state or national archery tournaments, you should find this interesting.

Kurt, Cathy, Bonnie, and Richard have their usual offerings, and Curtis has another of his informative articles, this time on cooking kits (“A Kit for Every Archer”).

We also have a couple of event flyers that should be of interest to you, as well as the results from last month’s club tournament, all club shoot scores to date.

Now is as good a time as any to get back out on the range and start flinging a few arrows. Hope to see you all out on the range.

Don’t forget, the Club Banquet and Awards Ceremony is only a few months away (Fourth Sunday in October). Make sure to jot it down on your calendar. Bonnie talks about this as well in her article.

John Downey  
Editor



## FROM THE DESK OF THE PRESIDENT

Kurt Hoberg

### CVA Range News

**Overall Range News:** Due to the hard work of our volunteers, in my opinion our range has never looked better. The lanes are clear, weeds are controlled, and all the bees are gone!

We will be shifting gears to hay bale replacements. We’ve ordered and banded over 100 bales, and the practice range bales have been replaced.

I’m also going to reach out to CBH to get our range inspected as required per our NFAA Charter.

**Field Range:** We will be replacing bales soon. Initial focus is the Public Session, which will be scheduled for a Saturday in July, then we will order more bales, band, and start replacing the field range. Watch your emails for updates and scheduling.

**Tournament Range:** The big news is that the leaking irrigation valves have been replaced. I want to thank Bill Bacheller, Marc Albanaza, and Kevin Cloepfil for taking care of this.

**CVA Lease Renewal:** Our lease with Ventura County comes up for renewal in January 2022. To date, I have had two meetings with Director of the Parks Department to wordsmith a new lease. I am negotiating a 10-year lease renewal, with a 5-year option to extend. I’ve reached out to schedule our next meeting and will provide additional updates as they become available.

**Public Session:** CVA has many certified instructors that have the opportunity to help on the range and work down their hour commitments to the club. Over the past several months, I’ve noticed that the same half dozen or so coaches (most Level 3s) are the ones carrying the program. I’ve been approached by these individuals as



they are starting to burn out but feel if they don't sign up that the club will suffer, and they are correct on both accounts.

I'm uncertain how to motivate our large number of Level 1 and Level 2 instructors to being more consistent and dedicated to helping at the Public Session...so I'm open to suggestions. If you have any ideas on what it might take to entice our certified staff to consistently assist during the Public Sessions, please let me know.

I've also been approached by many archers to restart the Club's weekly 300 round, which (pre-Covid) has been held on Saturdays at the 18m line on the Public Session range, starting at 11am sharp. Over the past few months, I've been watching arrival times of our coaches and instructors to relieve the 1<sup>st</sup> session staff at the Public Session; at this point I'm not highly encouraged. I'll be holding off on restarting the 300 round for the foreseeable future until we have enough coaches and instructors arriving at 10:30am to allow me to step off the line to dedicate my focus to delivering the shoot.

### **Tournament News**

Be sure to check the USA Archery schedule, the CBH newsletter, and social media for status of a scheduled shoot. Schedules seem to change frequently, and often at the last minute.

2021 CA State Outdoor – we had several CVA Club Members place, here are the standings:

- Ken Downey – 2<sup>nd</sup>, Recurve Senior Men
- Rachel Howerton – 3<sup>rd</sup>, Recurve Senior Women
- Rose Hoberg – 2<sup>nd</sup>, Recurve Master Women
- Kurt Hoberg – 1<sup>st</sup>, Recurve Master Men
- Phillip Mastinick – 2<sup>nd</sup>, Barebow Master Men. This was Phil's first tournament!

Please click the links below for more info if you are interested in shooting these tournaments:

- CA Archery is using the USA Archery WEB site to schedule tournaments. Browse to <https://www.usarchery.org/events/find-an-event> to find and schedule out the event of interest.
- CBH/SAA: <https://www.cbhsaa.net/EventCalendar>
- Huntsman Senior Games: <https://seniorgames.net/>

### **San Diego Senior Games Qualifier**

CVA hosts the Pasadena Senior Games Archery qualifying event on our Tournament range in June. The shoot is an American 900 round on Saturday, and a double 300 round on Sunday, specifically for those over 50 years of age.

The scores for the 900 round are used as qualifying scores for the National Senior Games Shoot, the next being held in Fort Lauderdale, FL, in May, 2022.

Pasadena has canceled their qualifier for 2021, however Rose and I have been approached by the San Diego Games Senior Games Director to host their qualifier at our range. While San Diego is a rather long drive, the shoot provides the opportunity for those in San Diego, as well as our area, to qualify for the 2022 National event.

The Board has voted to host the games on CVA's Tournament Range, dates of September 10<sup>th</sup>-12<sup>th</sup>. The 10<sup>th</sup> is a Friday and will be a setup day, the shoot is a two-day event over the weekend of the 11<sup>th</sup> and 12<sup>th</sup>.

This will be one of the very last opportunities to get volunteer hours in before the club year ends on September 19th, and there will be lots to do to help with the event. As the date gets closer, we will be sending emails to provide more details.

If you are interested in learning more about the Senior Games, browse to <https://nsga.com/>

### **USA Archery Level 1/2 Instructor Course**

USA Archery has changed the format for the L1/L2 course. The new delivery format is an online training that the student can schedule and take, followed by a one or two day practical (L1 vs. L2) that will be scheduled by a Certified L1/L2 Instructor.

Students that are interested in certification can take the online courses currently, they are offered and managed through USA Archery's WEB site at <https://www.usarchery.org/coaches/find-a-course>

Once you have completed the online course, you are eligible to take the practical portion of the course to complete your certification. I'll be delivering the practical aspects of the course, L1 and L2.

In order for me to deliver the practical, I needed to pass the L1/L2 Instructor Certification class, which I've done. I'm still working to find the time between my work and practice schedule to prepare and schedule the class, which will be a two-day practical on a Saturday and Sunday. I'll be sending an email to the link (as I need to offer the practical through the USA Archery WEB site) so you can enroll.

If you would like to be included in the class, send me an email at [president@cvarchers.com](mailto:president@cvarchers.com)

### **Range Security**

We have been having an increasing problem with the tournament range gate being left unlocked on Saturday's after JOAD, and also during the week. The main gate has been left open during the week as well.

We are in the process of finding out who has been lax in locking CVA's property. I want to stress that this is not to be taken lightly, I am of the opinion that any member that does not care enough about our organization, our investment in time and effort on our range, and the asset's that the club has purchased, to follow basic common sense to lock our range...that individual should no longer be part of our club and should consider shooting elsewhere.

When we determine who is not following club rules, I'll be contacting them to discuss next steps, which will be either remedial gate locking training, or possible removal from the club per the process stated in the club's bylaws. This is an ongoing, serious infraction of the club rules we've all signed and agreed to, so I am highly motivated to resolve this issue.

If you are leaving the range, lock the gate. If you are coming onto the range, lock the gate behind you. If you are confused if you should lock the gate – lock the gate.

All club members must do their part to secure our range.

See you on the range!

Your President,

Kurt

Remember, archery is easy. Shoot a 10, do it again!



**805.581.1671**

**2150 Agate Court • Simi Valley, CA 93065**



## FROM THE DESK OF THE VP

Cathy Linson

### Bees Update

I am happy to report that we have no current active bee hives on the range but I wanted to update you on changes in how bees will be handled going forward. As you know we have had 3 active hives located in well traveled areas of the range in the past few months and the expense to remove these has been \$1100. We are fortunate to have a new member, Arthur Robertson, who has been a bee keeper in the past and has agreed to take care of bees for the club moving forward.

Arthur has been updating himself on the most recent information in bee removal and has purchased a bee suit, approved by the board and paid for by the club. If you notice any swarms or any hives in well travelled areas please inform any board member. We will contact Arthur who will evaluate the situation. If there is a swarm, which does not move on after a couple of days, Arthur will catch these bees and relocate them for the club. Did you know that in order to relocate a swarm they need to be moved to a spot more than a mile from the location?

Any bees that have established a hive will be vacuumed out. The vacuuming process is pesticide free but does exterminate the bees. I just learned from Arthur that honey bees are not native to our area. These bees came from Europe and their presence here is not helpful to the environment. Native California plants need native California bees and our native bees do not generally build hives inside of trees. Native bees tend to be loners or may build their nests in the ground.

Bottom line is that with Arthur's help we will no longer have large expenses to remove hives, he is a working member and happy to



give to the club in this way. The cost to the club will be \$250 for the purchase of the bee suit and the club will reimburse Arthur for any additional necessary out of pocket expenditure that is required. Thank you Arthur and welcome to the club.

### Required and Volunteer Hours Coordinator Role(s)

I know the transition has been a bit confusing but we are well on our way. Noah Barlow is getting the hours recorded, Richard Silverio is doing a great job communicating about work parties and responding to emails. Dennis McKaig is coming online to help Noah with inputting hours. It was always a big job; I put over 200 hours each year into it. No one person was ever going to take it over.

#### *How to get questions answered*

I have heard that folks are asking questions about how to get questions answered. The best answer is Richard Silverio or myself. When you read an email from Richard and have questions just reply to the email. If Richard is not the best person to answer he will let you know and copy the right person so your question will be answered. You can also always send any questions to me and I will make sure they get answered.

#### *How to get hours recorded*

When you work at a work party on a Saturday, Kevin Cloepfil will send hours in for everyone who works, no need to sign in on any sheet just see Kevin. Bryan Tanger does the same for any work parties on the 3D range. If you go over to the range and work by yourself you can put your hours on the sign in sheet located on the back of the bulletin board near the stage or email those hours to [CVAMEMBERHOURS@gmail.com](mailto:CVAMEMBERHOURS@gmail.com). If you send an email with before and after pictures send it to [CVAMEMBERHOURS@gmail.com](mailto:CVAMEMBERHOURS@gmail.com).

Contact Richard Silverio by replying to the emails or at [richardsilverio@yahoo.com](mailto:richardsilverio@yahoo.com)

Contact Noah Barlow at [njbarlow03@yahoo.com](mailto:njbarlow03@yahoo.com)

[Email Hours to CVAMEMBERHOURS@gmail.com](mailto:EmailHours@CVAMEMBERHOURS@gmail.com)

Contact me, Cathy Linson, at [vicepresident@cvarchers.com](mailto:vicepresident@cvarchers.com) or [cmlinson@yahoo.com](mailto:cmlinson@yahoo.com) or 805-791-5102

See you at the range,  
Cathy Linson  
VP Conejo Valley Archers  
[vicepresident@cvarchers.com](mailto:vicepresident@cvarchers.com)  
805-791-5102



## FROM THE DESK OF OUR VOLUNTEER COORDINATOR (COMMUNICATIONS)

Richard C. Silverio

### I. Conejo Valley Archery's Annual Bales Replacement This Saturday

We have a work party this coming Saturday, 7/24. This will be our annual bales replacement. If you need hours, this is the perfect opportunity to get those hours. Since it is starting to get hot and we want to be done by 9:00 am (before Public Session Starts), we want to start a bit earlier this day. **Our work party will plan to meet at 5:00am at the public session parking lot.**

Upon arriving, please make sure to check-in with **Kevin Cloepfil** to sign-in. He records the work party volunteer hours and will be assigning the work to volunteers. For this work party, our main focus is replacing the old bales in our Public Session Range. Our goal is to be done by 9:00 am sharp just before the Public Sessions begins. **Please make sure to wear long sleeves shirt and bring work gloves. Masks are also recommended.** If you have any of these tools, please also bring string trimmers, flat head shovels, machetes and rakes. Anyone with pick-up trucks are also welcome to bring them to help transport these bales from the public session parking lot to the public session range.

***Remember there is roughly less than 2 months remaining to complete your required hours for the year. September 15, 2021 is the last day that hours count toward this club year.***

### II. Other Work Available

We are still looking for people **help out at the Public Sessions on Saturdays**. In order to work with the public, you must be a USAA member, pass the Safe Sport training and have a background check. Once you have you have met these prerequisites, we can give you the training you need to work the gate or the bin. Kurt Hoberg will be doing an instructor class soon for those that want to assist in that capacity. Please contact our Club VP Cathy Linson or any board member if you are interested.

For those working members who can not work on weekends, our 3D Range Captain Bryan Tanger is offering weekday work parties as an alternative. There is a **3D work party scheduled this coming Monday, 7/26 at 8:00 am at the 3D range**. Upon arriving, please make sure to **check-in with Bryan Tanger** and sign-in. **Please make sure to bring work gloves. If you have any of these tools, please also bring string trimmers, flat head shovels, machetes and rakes.**

Our **club historian** has retired and moved away from the area; we are looking for a replacement. Please let any board member know if you are interested in this position.

If working Saturdays is problematic for you and you need work you can do on your schedule, Please contact any board member. We have a project list and may be able to find something on that list that matches your skills and abilities.

### III. Recorded Hours

[Current Verified Volunteer Hours](#) is now published and is updated till the end of June 2021 for your viewing pleasure. Please review and let us know if there are any concerns with your recorded hours.

**Noah Barlow** is in charge of the hours tracking part of the volunteer coordinator role. To get credit for hours worked please make sure to see **Kevin Cloepfil** at work parties or **Bryan Tanger** for 3D work parties, sign in and out on the sheet located on the back of the bulletin board, or [email hours to Noah Barlow at njbarlow03@yahoo.com](mailto:njbarlow03@yahoo.com) with before and after pictures.

Please address any questions or concerns with our Club Vice President, **Cathy Linson** at [cmlinson@yahoo.com](mailto:cmlinson@yahoo.com) or by calling her at 805-791-5102, to **Noah Barlow** at [njbarlow03@yahoo.com](mailto:njbarlow03@yahoo.com) or to me at [richardsilverio@yahoo.com](mailto:richardsilverio@yahoo.com).

Thank you and see you at the range,

#### **Richard C. Silverio**

Volunteer Coordinator/USA Archery Level 1 Instructor  
Conejo Valley Archers  
[richardsilverio@yahoo.com](mailto:richardsilverio@yahoo.com)

## MEMBERSHIP CORNER

### Bonnie Marshall



I just wanted to follow-up on some common questions regarding membership. If you do have other questions that aren't mentioned here, please don't hesitate to reach out to me directly.

### FAQ 's

**Maintenance Fee Question:** I'm concerned that I am not going to get all my required hours in by September 15<sup>th</sup>. Can I change over to a Non-Working Membership now and avoid any restrictions on my renewal?

**Answer:** Yes! The deadline for changing over your membership type ends on **August 31**. I cannot accept any changes after that time, as time is needed for accounting and reconciliation of hours, fees and invoicing for the new club year renewals.

**Question:** I can't get to regular work parties as I work on Saturdays and need other ways to get my hours. I usually work the tournaments, but they were all cancelled this past club year. What can I do to get my hours?

**Answer:** Although we missed the Zombie Shoot last fall and the Spring Classic events this club year, we did have our Toy Shoot in December and the Traditional Shoot in May. There are no other tournaments left for this club year.

There are a multitude of other options to get hours including any onsite beautification work done outside of regular work parties. That is the purpose of the sign in sheets at the bulletin board, to show those hours spent. Remember to take before and after photos of

your work. If you are not sure what to work on, then you need to contact one of the Board Members to let you know what is needing to be done. Also, there are always special projects that are emailed out to the working members and Bonnie also always has a list of projects that you can reach out to her about. We have also started a Monday work party on the 3D Range areas for those that are not available during the weekends. You must be proactive in getting the hours done.

**Question:** I signed up the whole family but no one else is shooting anymore. 😞 Can I change my membership from Family to Single?

**Answer:** Yes! The membership fees cannot be pro-rated for the year for this, but the change can be made, and any required work hours will be adjusted for the remainder of the club year. The family members will be removed from the membership roster.

Please remember if you EVER have any questions to just reach out and ask!

See you on the range!

Bonnie

## CVA MEMBERSHIP ANNIVERSARIES

Conejo Valley Archers Member Anniversaries July 2021

- 14 Years – Bryan Tanger and family
- 12 Years – Rob Ramos
- 10 Years – Randy Jenkins
- 9 Years – Daniel Aldrich

First Anniversaries

- Ken Bond and family, James Licata and family

- Cory Lutz, Terry Marvin, John Somers, Johnathan Sylvester and Scott VanScoy

Congratulations to All and thank you for your continued support!

## ELECTION NOTICES

### Email Access for Voting

If you have a Family or Family Golden Ager Membership – Please make sure that we have TWO separate emails on file for your account, if you want to have your two allotted votes during the Club Elections.

Send an email to Bonnie Marshall at [bmarshall79@verizon.net](mailto:bmarshall79@verizon.net) and provide the second email address.

Please remember that some of you may have sent two emails previously, but then asked me to remove them again after voting, so be aware of the email coming to you this next week verifying if I need a second email from you if you.

### Nominations for Elections

If you, or have someone you would like to nominate for a Board position, please be aware that to have that person's name placed on the ballot, the nomination must be submitted and accepted by the close of the August General Meeting. Nominees must be a member in good standing (sworn in and dues paid) for one full year to be eligible. Online ballots go out the following two weeks later and are announced at the September General Meeting.

### Paper Ballot Requests

Please remember that we have moved into the next century and paper ballots are not the mode of elections any longer for our club. We do of course offer them to those not connected or still living in the Dark Ages. You must REQUEST a paper ballot with directions be sent to you.



Contact Bonnie at 805-379-8721 and leave a message that you need a paper ballot sent. Please make sure to be time attentive to your mailing or drop off.

If there are any other questions regarding elections, please just ask!

## **BANQUET 2021 – IS BEING PLANNED!**

Our End of the Year Club Awards and Recognition event is great fun for our members and their families. Awards and then full-service luncheon will be served.

I am looking for archery themed movie props, posters and such! Contact me if you have an “in”!

This will also be the last chance to do onsite membership renewals for the new club year.

Please save the date for Sunday October 24, 2021, at 11:00am at the pavilion in the park.

Thanks!

Bonnie





## California State Outdoor Archery Tournament 2021

Article and pictures by Joe Tischler



### Conejo Valley Archers We Are the Champions - Congratulations

This was my first tournament where I just went to watch. Unlike our home events this took a little preparation to get a motel, drive the eight-hour distance, worry about schedules, eating, and celebrating, then the long drive home. At the tournament web site there was information about lunches could only be purchased online before the event. The lunches were a fundraiser for the local Archery club consisting of boxes with sandwiches, chips, some salad, fruit and a drink. There were three choices of sandwiches to provide some selection. I chose to just eat a good breakfast at the motel and bring along some cherries and an apple for lunch. Four of us convened for Saturday night dinner with Mexican fare and margaritas. Just one for me thanks because I'm driving.

Kurt and Rose were well organized and exited the motel to arrive at the park's opening just after 6:00 am. The motel breakfast did not open until 7:00 so I stayed and took advantage of the complimentary meal. Discovery Park was only five minutes away to

the knowledgeable driver, but my GPS steered me in the wrong direction from the park's entrance. The Park is quite expansive. I finally stopped and asked a couple walking in the neighborhood for directions. OK! I still arrived before 7:45 and found a nice spectator spot behind Kurt near the Judge's canopy.



**Organized to the Max  
Kurt eying his shots.**



It is no mystery how Kurt does so well in his archery. His traveling archery suitcase says it all with a place for everything and everything in its place. Even his binoculars get neatly stashed in this scenario along with extra components should some element of his bow go awry.



It is quite an artful operation to observe him open up his case and in less than five minutes have his bow assembled, string, sights and stabilizers in place, and in his assembled bow placed in his portable stand ready to shoot. Instead of a spotting scope Kurt used his binoculars to examine his target in between shots making subtle corrections during an end of shots.

The venue at Discovery Park was a spectacular arrangement. The archer and spectator areas were partitioned under two rows of overarching maple trees, which provided shade all day long. The archer's area was for archers only so spectator, coaches and family members were prohibited.



### **Under the Spreading Maple Trees**

In this view towards the parking area, a scant white line delineated the honored walkway between the spectator and archer areas, which spanned the 51 lanes of targets. Segregation was the norm at the tournament with women on the western side then joined by the men's recurve. On the eastern side of the Director of Shooting tent were more men, then the men's compound-bow section bordered by the cadet class. The exception was the women's compound bows, which were implanted in the middle of the women's recurve. The mornings started out cool in the 70s with a light breeze. Later in the morning, the breeze picked up to be left rear quartering, which definitely effected the arrow's flight. Both spectators and archers had spotting scopes and it was a pleasure to see the respect for property and that there was no vandalism.

People brought their equipment in folding wagons from the grass parking lot down this parted walkway.

The entire range had timer displays at each end of the range and another two towards the middle spanning both sides of the Judges tent in the middle. These displays showed the time, chirp speakers, and shooting group. There were four paired shooting groups AB and CD. For the shorter distances on Sunday some archers chose to shoot smaller targets with up to four targets for a single range. Each archer had their own target on that multi-targeted single lane. This prevented the compound bow archers, who tend to shoot tighter groups, from shooting their arrows into their opponents.



**Lady Officials**

Two of the women judges manned the management pop-up canopy and I noticed one was wearing a hearing aid. I mentioned the gentleman spectator who transited the tournament walkway who had a cochlea implant on his right of his head. She knew the man and remarked how difficult it was to communicate during this masked Covid crisis. It was difficult because she could not see people's mouths to read their lips.



**Rose with Her Bow**



No whistles sounded at this tournament only the speaker's broadcast of bird chirps metered the event. Speakers and control displays spanned the field about twenty meters down range left and right of center and at the left and right of the field. The same number of chirps, two, one, and three, delineated the take-your-stance, start shooting, and cease fire and collect arrows as we use on our own ranges. At three chirps, several hundred archers meandered toward the targets in sluggish herds to tally their scores. Scores were kept on paper as well as electronic tablets. "Please don't drop the tablets on the ground!" was the prevailing request. The electronic results could be followed online by the spectators or anyone who desired to track the results. This eliminated any need for a score board as archers could monitor the scores as they were registered.

One gentleman was shooting his recurve with a clicker for his first time at the tournament and dreading the results. He had arrows going into the turf and over the target with disgust. Towards the end of the day, he consulted with one of his competitors, to discover he was missing that elementary anchor-point stability. Finally, he was getting good results as he focused on stabilizing his anchor under his jaw. Sometimes we all need a little help just to get by.



**The Finish Line Submitting Signed Score Cards.**

It's never over until you do the paperwork. Two methods of scoring were employed; electronic tablets and traditional paper cards. All of the archers had to submit their signed cards to the pop-ups at the food serving area behind the spectators at the end of the tournament.



**Rose Hoberg – "Friendly Champions"**







**Rachel's Crowning Moment**

The Howerton twins, Rachel and Jaclyn entered this their first tournament, and one sister got a third place. Wow!! Congratulations. This dynamic duo is going for their PhD in literature, one specializing in British World War II Propaganda. They are also looking for good job opportunities in technical fields outside their literature focus, including aerospace. These ladies are enthusiastic and industrious indeed. rare gems for whoever corral their talents.



**Ken Downey Men's Recurve Second Place**



**Kurt Hoberg's First Place**

Joe Tischler is also a member of the Wings Over Camarillo (WOC) Group. He mentioned that they are holding their 40<sup>th</sup> WOC Air and Car Show Event on August 21<sup>st</sup> and 22<sup>nd</sup>. See the full Flyer following his article.





This two-year-old youth was more interested in the grass than archery. Then that magic moment when she gave me a hello wave with her hand. Precious!



Too Cute to Pass Up







**Rest for the weary**

Some people just know how to curl up and catch some shut eye I could not resist taking this photograph as it reminded me of that desperate need for rest, we all crave at times. . Kurt has one of my diligent moments carefully examining the backside of my eyelids, during the exciting shooting interludes. At bring-your-child-to-work day my youngest son attended an afternoon meeting of twenty plus engineers with me. He curled up in his chair and slept through the entire meeting as everyone jealously glanced his way, wishing they could do the same. As with this young person, no one dared disturb her repast. There were other interesting spectators making this event a family affair with young and old ages having fun.

This pleasant woman had such a nice array of hair with a glowing sheen and highlights. I complimented her then asked and received her permission to take her picture.



**Luxurious Locks.**

After the tournament awards were presented, folks packed up their belongings and strolled to the grass parking lot. It was around 3:30 when the cars started rolling out en masse but there was no log jam in the traffic as the crowd exit was staggered in time. Going home was a lonely trip by myself with holiday traffic getting out of the Sacramento area, so I stopped by Pea Soup Andersen's for a pastrami on rye sandwich with their special red cabbage. Sated and alert I continued the journey smoothly until the Grape Vine where a fire on the East side of the freeway sprawled in a curtain along the mountain. Thanks to the rubber-neckers we could keep the speed well under 45 mph up past the Tejon ranch adding about 15 minutes delay overall. Traffic resumed normal flow once I passed Fort Tejon and the Flying J Travel Center and I finally arrived home around 10:30 pm. What a nice weekend 😊



Our intrepid reporter, Joe Tischler, taking a “well-deserved” break ....  
Picture Courtesy of Kurt Hoberg



40TH ANNUAL  
**WINGS OVER  
CAMARILLO**

AIR SHOW | CAR SHOW | STEM

Presented By  
**OXNARD  
AUTO CENTER**

"Honoring Our  
Healthcare Heroes"

**SATURDAY AND SUNDAY | AUGUST 21 & 22, 2021**  
**CAMARILLO AIRPORT**

**Classic Hot Rods,  
Trucks and Muscle Cars**

**AEROBATICS BY**  
Aaron Fitzgerald and  
his Red Bull Helicopter  
Judy Benzog and her Shearman  
John Collier and his Wardog  
Judy Phelps and Sammy Mason

**EXPERIMENTALS & UAV'S**  
Lightspeed Formation Team,  
Lancers, Glascars, Dragon Fly

**Get Up Close  
To The Action**

**CLASSIC CARS**  
Hot Rods, Trucks and Motorcycles  
Classic Car Parade

**EXCITING PYROTECHNICS PRESENTATION**  
Including B25 & PBJ Bombers  
Army Air Corps, Navy, Japanese,  
& British Fighters

**Aerial Acrobatics  
and "Barnstorming"**

**MILITARY AIRCRAFT**  
Juno Seaman's MIG-17,  
F4U, L-29 Delta, C-17 Globemaster,  
C-130J Hercules, E-2 Hawkeye, AH-1 &  
UH-1Y Helicopters, A10 Thunderbolt II

**FESTIVAL EXPERIENCE**  
Featuring craft beer and food trucks

**STEM Pavilion  
with Robot Competition**

**VIP CHALET**  
Premium Skybox and  
Corporate Seating Options

**STEM PAVILION** with Robotics Competition  
and Drone Cage, plus Kids' Zone

*Feel The Sounds, Speed and Freedom of Flight*

TICKETS MUST BE PURCHASED ONLINE. VISIT [WWW.WINGSOVERCAMARILLO.COM](http://WWW.WINGSOVERCAMARILLO.COM)

## Plan to attend the CVA October "Zombie" "Fun in the Sun" Shoot

### CONEJO VALLEY ARCHERS ANNUAL FUN IN THE SUN SHOOT **ZOMBIE MONSTER NOVELTY & 3-D SHOOT** SUNDAY OCTOBER 3, 2021



30 TARGET MARKED YARDAGE 3-D  
(Traditional Shooters – No shots over 50 yards)

#### SHOOTING STYLES

**SENIOR, ADULT, YOUNG  
ADULT, YOUTH, CUB**  
FS, FSL, BHFS, BHFSL,  
BH, BB, FITA Recurve

**TRAD CLASSES**  
(LB (Longbow), RB  
(Recurve) & SB (Selfbow))

**2 ARROWS**  
Marked Yardage  
10 – 8 – 5 SCORING

Available - One Doe Tag &  
2 Mulligans @ \$1 each

#### REGISTRATION 7:30 – 9:00 am



Adults	\$20
Couples	\$25
Family*	\$30
Seniors (60+)	\$15
Young Adults (15 - 17)	\$15
Youths (12 – 14)	\$10
Cubs (under 12)	\$ 5

(\*Includes Spouses and  
Dependent children under 18)

NON CBH/NFAA or USAA  
Pay \$5 more

*No Dogs are allowed on the Range.*

*If you park inside the "County Park" at any time you must pay a daily parking fee of \$4.00.  
Free day parking inside our fenced range.*

**DIRECTIONS:** TAKE THE 118 FREEWAY INTO SIMI VALLEY. EXIT AT TAPO CANYON.  
NORTH ON TAPO CANYON ROAD 3 MILES TO TAPO CANYON PARK, TURN LEFT INTO THE  
PARK. THE RANGE IS INSIDE THE PARK TO THE LEFT AS YOU ENTER.



Presented By  
**OXNARD  
AUTO CENTER**



## JOAD – Always On Point

July 2021

Greetings JOAD and CVA Members,

Summer is in full swing, and it is outdoor tournament and vacation time! Since the last Quiver update JOAD has only been in session a couple of times due to tournaments as well as some much-needed vacation for the kids and coaches.

At the end of June, Coach Ken and JOAD student, Jack Houghton, participated in the California Outdoor Championships in Sacramento. JOAD kids shot on Friday with Jack shooting in his new CUB recurve division and Coach Ken shot in the Senior Men recurve division. It was an extremely hot weekend for all archers, but the event was very well organized, and the shooting line was under shade trees. Jack shot well and placed 6<sup>th</sup> out of 25 archers and Ken did very well getting 2<sup>nd</sup> in his division! Way to go archers and thanks for representing CVA!

Our July 3<sup>rd</sup> JOAD sessions was a lively event. Some of our CVA archers may have heard explosive noises ringing through the canyons. To honor the 4<sup>th</sup> of July, Coach Ken and Geoff used the infamous MEGA BOOMS for the archers. For those of you not aware



of what the MEGA BOOM is, it is a valve that is placed on the end of a 2-liter soda bottle then fill, just to the breaking point, with compressed air. We place these MEGA BOOM bottles on the range and let the kids shoot! The results are explosive and loud! Coach Ken and Geoff bumped into Conner Blackwell later in the day and Conner noted that the booms could be heard well into the 3D range. The kids had fun and we will do it again soon!

There will be a few more dates that JOAD will not be in session due to vacations please watch for upcoming emails from Coach Ken. If you are not receiving emails, then please contact Coach Ken at a JOAD session to update your email and phone number.

The JOAD team would like to send get well wishes to Rhett K. We hope your arm heals soon and your back on the range!

Stay tuned for more updates and we look forward to seeing you at the range!

Ken and Geoff







Jack getting ready for the Outdoor Championships.



The MEGA BOOM. 2-liter bottle filled with compressed air. This is the "before" shot!



JOADs very own Coach Ken on the send tier of the podium! Great job Coach! - Photo courtesy of Joe Tischler



Here is the after! We ask that the kids use old arrows or outgrown arrows as the explosion causes destruction to the target face and the arrows.



## A KIT FOR EVERY ARCHER

*A column for the Conejo Quiver July 2021 by Curtis Hermann*

As archers, we are generally speaking, “kit oriented”, when it comes to being prepared to enjoy our sport. Kits help keep us organized, they make packing for a tournament or hunt easier with fewer forgotten items, and they make storage easier. Sometimes we don’t give them a lot of thought but they are the first place we look when we need a certain item to make an on sight repair during a crucial tournament or hunt.

Most of us carry a kit with us on our belt during an archery event, with out even thinking of it as a kit. The items are probably similar to this, a score card and pen, an arrow puller, perhaps a rag for wiping off a dirty or muddy arrow, a knife, a small first aid kit, a water bottle, a pair of binoculars, a phone with an archery “APP” and a calculator on it, a release, an arm guard, a bow square and a candy bar or other snack and a quiver full of arrows, all in one neat package held together with a belt, that is a kit!

A more expansive tool kit may be in your vehicle so that you can change out a nocking point or “D” Loop or adjust bow weight and make other minor repairs.

Those who take their archery equipment farther afield than just the local archery range will have more kits to deal with. A Survival kit, a larger First Aid Kit, a Field Dressing Kit, a Toiletry Kit, a Cooking Kit, a Sharpening Kit and a few more. I’ve covered most of these kits over the years in this column, with one exception, and that is the Cooking Kit. I’m not quite sure why I have not had a discussion on cooking kits before, but when I decided on the topic of kits, I thought why not highlight the idea of a cooking kit.



Cooking Kits are very special depending on the individual, his or her likes and needs, but if you are an archer in the field far from camp this is where size, weight and utility matter. Over the years I have created many personal cooking kits to help make life both easier and fun in the field. It is this “fun in the field” part that I wanted to emphasize today, because most often we choke down an energy bar and swallow a few gulps of electrolytes on the run and call it good, not the ultimate experience in my mind.

Taking a break, making a cup of coffee, hot chocolate or tea, warming up a little soup and unpacking a prepared sandwich can really add to the memories and enjoyment of a hunt or longer hike. This beats the heck out of an energy bar and a gulp of Gatorade. To do this, one must have a cooking kit to work with that packs small, works well and is easy to clean up.



The kit that I currently use is an updated version of the WWII military canteen, cup and stove in stainless steel and it all fits in the canteen belt case. As is true of several of the inventions used during WWII, this is one of those that have stood the test of time and still bares consideration for today’s outdoorsman.

It is a 39 oz. wide mouth canteen with a pot/cup of 25 oz. capacity, lid and stove that uses alcohol or Nesbit fuel cubes or wood as a fuel source. The pockets on the side of the case carry the lighter and Nesbit fuel cubes. Although it is a bit larger (and being made of stainless steel) it is a bit heavier than its military predecessor, it is also more stable and durable.

It can be worn on the belt or stuffed into a day pack, although I prefer it on the belt it does require a substantial belt due to the weight of 39 oz of water in the canteen, a pair of suspenders as extra support alleviates this issue.

Some utensils will be necessary that include a knife, fork (or spork) and spoon, mine again are copies of the original WWII tools, just a better upgrade, in fact, I put an edge on the knife that I am sure I could field dress and skin a deer with before touching up the blade, not bad for a table knife. Having a sharp knife makes it possible to dress small game and add them to the menu.

With a similar set up the outdoorsman will enjoy the adventure and time in the wilderness at a higher and more enjoyable level.

Aluminum or titanium pots or cups with modern butane stoves are also compact, light weight and do a really good job in the wilderness. The options are many and your culinary instincts will be your guide as to what items, how much you want to purchase, and what volume and weight you can live with.

The point is: the more time you take to stop and rest, refuel and enjoy your surroundings, the more memories you will make and the urge to return to the wild will remain strong. Just as it is at your home, the time spent around the table over good food is often the best of your memories.

Over the years our little group of archers have taken a break at the oak tree near target 10, or even on the tournament range, where we pulled out a stove, made coffee, breakfast or bear stew and just had a good long break enjoying each others company.

Of all the kits an archer creates to enjoy his sport, a cooking kit is probably the least thought about or discussed and yet it is the one kit that tends to bring the most satisfaction to spending the day outdoors alone or in the company of others.

When I go to REI, Cabella's or Bass-Pro, I tend to spend the most time in the camp cooking aisle looking over all the choices. I don't often purchase anything, I just like to see what is new and what possibilities it has for the archer in camp or on the trail.

So take out your cooking kit, look it over, make a list of what you like and what you need and bring it up to date, then go out and use it, you will be glad you did.

Stored in its lightweight nylon case is the canteen, stove, pot, lid and utensils, the lighter and fuel are in the side pockets.

Set up and ready to cook, pot with lid on stove, fuel below and lighter, canteen, utensils and carry bag. The lid lies in the bottom of the bag, the inverted stove fits over the cup bottom and the canteen



nests inside the pot making for one compact and convenient package.

The brand name is PATHFINDER stainless steel canteen cooking set, \$60.00 and can be found on Amazon. The utensils are separate and I think I found them at Walmart.

### **SOUP & SANDWICH**

A small can of Campbell's Original Chunky Chicken Soup or Progresso Chicken Soup (often referred to as liquid salt) is an easy warmup, tummy satisfying and electrolyte replacing addition to a calorie dense sandwich, a combination that will carry you several miles in the wilderness, especially in this hot and dry climate we tend to hunt or hike in.

My preferred sandwich is made with Ezekial 4.9 sprouted bread (no flour) that is slightly smaller in size from a normal bread slice but is also higher density nutrition. On this, I spread Smart Balance Chunky Peanut Butter. This Peanut Butter has added Omega 3 oil which is an added benefit. (If you like it even smoother, mix 1 teaspoon of Mayonnaise to the Peanut Butter). Add a slice or two of hard Cheddar Cheese or a layer of sliced banana, or some favored preserves for a PB&J delight, wrap in tin foil or waxed paper. The tin foil or wax paper make for an excellent eating surface, the tin foil can also be made into a cooking surface and the wax paper makes an excellent fire starter if needed.

And keep those arrows in the air,  
Curtis

### **TIP OF THE MONTH:**

**BY Robin Conrads of Traditional Bowhunter Magazine**

#### **KEEP YOUR COOLER, COOLER.**

To help foods stay frozen in your ice chest, freeze a brine solution in a reusable container and place it into the chest. A frozen brine solution is slower to melt than ice and will keep food frozen longer. Fill a clean milk jug with water, leaving about 1" of space for expansion. Add 1/4 cup of salt to the water, replace the cap and shake well. Mark the jug as "brine" or "non-drinkable water" so there isn't any confusion in camp. If you have a large cooler, make two jugs.

Freeze the brine solution, shaking it several times during the freezing process to redistribute the salt. Place the frozen jug into the bottom of the cooler and pack frozen meat and other frozen items around it. Add more ice and the other items that don't need to be frozen.

Keep the cooler in the shade and open it as little as possible. It might even be wise to have a second cooler for non-perishables, like canned or bottled beverages, so you aren't getting into the frozen food cooler as much. Remove the meat and let it thaw before the planned meal. If this works properly, the meat will not thaw in this cooler.

There is no need to make this solution every time you use the cooler. Just put the jug back into the freezer when you get home, and it will be ready for the next trip.

# Club Tournament News

John Downey - Club Tournament Chairman

We had another nice turnout this past month with 23 archers in all making the round and turning in score cards. We also had some new names at the top when all the scores were tallied.

At the top of the leaderboard for the month, was Justin Lerma, with a 567 handicapped score (479 scratch). Brian Carter was just one point back at 566 (517 scratch). Scott Leviant, CVA Club Secretary, snuck in for third with a 560 (502 scratch). Charles Neace had top scratch score, 518, but had to settle for fourth (555 HScore) for the month (tied with Jack Houghton, Youth, shooting FITA).

Jeff Owens, picked up Top Traditional Archer for the month shooting a scratch score of 274 (531 HScore).

Name	Division	Scratchscore	Style	Handicap	Handicapscore
Justin Lerma	A	479	FS	88	567
Brian Carter	A	517	BHFS	49	566
Scott Leviant	A	502	FS	58	560
Jack Houghton	Y	361	FITA	194	555
Charles Neace	A	518	FS	37	555
Rachel Howerton	A	341	BB	210	551
Rachel Howerton	A	404	FITA	141	545
Oscar Melendez	A	515	FS	28	543
Terry Marvin	A	488	FS	54	542
Norman Rice	GA	467	BHFS	74	541
Bill Bachelor	A	461	BHFS	77	538
Jeff Owens	A	274	TRAD	257	531
Jaclyn Howerton	A	259	BB	266	525
Sarah Dakin	A	353	BHFS	164	517
Curtis Hermann	GA	251	TRAD	250	501
Jaclyn Howerton	A	298	FITA	195	493

James Stankovich	GA	195	LB	295	490
Wendell Wright	GA	209	LB	274	483
Ramon Barajas (Guest)	A	465	BHFS	0	465
Tom Swindell	GA	192	TRAD	256	448
Marc Alabanzo	A	416	BHFS	0	416
Cassandra Silverio	C	124	BB	0	124
Richard Silverio	A	78	BB	0	78

**NOTE:** You have just 3 months left (July, August & September) to qualify for a club trophy. To qualify for a range record trophy, you must have shot 5 club tournaments.

## Club Championship Trophy (Best Five Handicapped Scores)

We've had a change this month in who is in the running for the Club Trophy. Terry Marvin has scratched his way to the top with a 5 Score Handicapped Average of 554.8. Last year's champion, Oscar Melendez has dropped to the number two spot just 0.4 points back. Charles Neace is still in the running as well based on his 553.2 average. Scott Leviant (545.8) and Kurt Hoberg (539.6) still have a chance to sneak in and take top honors as well. We also have a couple of folks that will pick up their 5 handicapped score next month. It is anybody's guess at this time. Stay tuned ...

NAME	AVG OF BEST 5 SCORES	STYLE
Terry Marvin	554.8	FS
Oscar Melendez	554.4	FS
Charles Neace	553.2	FS
Scott Leviant	545.8	FS
Kurt Hoberg	539.6	FITA



### Perpetual Trophy (Best Ten Scratch Scores)

Oscar is looking strong still to take this trophy home again come October. His lead is looking pretty hard to beat right now.

NAME	SCRATCH SCORE	AVG	STYLE
	TOTAL	SCORE	
Oscar Melendez	4204	525.5	FS
Charles Neace	4117	514.6	FS
Terry Marvin	3826	478.3	FS
Scott Leviant	3401	485.9	FS
Kurt Hoberg	3127	446.7	FITA

### Club Traditional Championship Trophy (Best Five Handicaped Scores)

We finally have enough scores to post some standings for this trophy. Curtis Hermann is currently at the top of the heap, having more scores than his shooting mates. This race will tighten up next month and the month after when everyone has seven scores (remember this trophy is based on 5 handicaped scores, so you need seven scores to have the two lowest drop off). This race will probably go down to the wire.

Name	AVG of Best 5 Scores	Style
Curtis Hermann	497.8	TRAD
Joe Cavaleri	397.6	LB
Jeff Owens	395.6	TRAD
James Stankovich	385.0	LB
Tom Swindell	383.8	TRAD

### Golden Ager Trophy (Best Three Handicaped Scores)

Norman Rice (and his doppelgänger) are looking strong to take this trophy home again.

Name	AVG of Best 3 handicaped Scores	Style
Norman Rice	544.3	BHFS
Norman Rice	541.3	FS
Curtis Hermann	500.7	TRAD



Francis Gifford, Actress

## ALL SCORES TO DATE

Name	Division	Scratchscore	Style	Handicap	Sex	Handicapscore	DateShot
Bill Bachelor	A	461	BHFS	77	M	538	6/27/2021
Brian Carter	A	517	BHFS	49	M	566	6/27/2021
Cassandra Silverio	C	124	BB	0	F	124	6/27/2021
Charles Neace	A	518	FS	37	M	555	6/27/2021
Curtis Hermann	GA	251	TRAD	250	M	501	6/27/2021
Jack Houghton	Y	361	FITA	194	M	555	6/27/2021
Jaclyn Howerton	A	298	FITA	195	F	493	6/27/2021
Jaclyn Howerton	A	259	BB	266	F	525	6/27/2021
James Stankovich	GA	195	LB	295	M	490	6/27/2021
Jeff Owens	A	274	TRAD	257	M	531	6/27/2021
Justin Lerma	A	479	FS	88	M	567	6/27/2021
Marc Alabanzo	A	416	BHFS	0	M	416	6/27/2021
Norman Rice	GA	467	BHFS	74	M	541	6/27/2021
Oscar Melendez	A	515	FS	28	M	543	6/27/2021
Rachel Howerton	A	404	FITA	141	F	545	6/27/2021
Rachel Howerton	A	341	BB	210	F	551	6/27/2021
Ramon Barajas (Guest)	A	465	BHFS	0	M	465	6/27/2021
Richard Silverio	A	78	BB	0	M	78	6/27/2021
Sarah Dakin	A	353	BHFS	164	F	517	6/27/2021
Scott Leviant	A	502	FS	58	M	560	6/27/2021
Terry Marvin	A	488	FS	54	M	542	6/27/2021
Tom Swindell	GA	192	TRAD	256	M	448	6/27/2021
Wendell Wright	GA	209	LB	274	M	483	6/27/2021
Brian Carter	A	488	BHFS	58	M	546	5/23/2021
Carlos Parada	GA	210	LB	265	M	475	5/23/2021
Cassandra Silverio	C	92	BB	0	F	92	5/23/2021
Charles Neace	A	509	FS	35	M	544	5/23/2021
Chef Robert Bogin	A	500	FS	0	M	500	5/23/2021
Curtis Hermann	GA	248	TRAD	250	M	498	5/23/2021
Jack Houghton	Y	310	FITA	223	M	533	5/23/2021
Jaclyn Howerton	A	305	FITA	190	F	495	5/23/2021
Jaclyn Howerton	A	217	BB	276	F	493	5/23/2021
Jeff Owens	A	241	TRAD	278	M	519	5/23/2021
Jim Collins	A	433	BHFS	94	M	527	5/23/2021
Joe Cavaleri	GA	81	LB	362	M	443	5/23/2021



Justin Lerma	A	437	FS	0	M	437	5/23/2021
Ken Downey	A	499	BHFS	52	M	551	5/23/2021
Kurt Hoberg	A	466	FITA	87	M	553	5/23/2021
Oscar Melendez	A	531	FS	25	M	556	5/23/2021
Rachel Howerton	A	368	FITA	161	F	529	5/23/2021
Rachel Howerton	A	285	BB	228	F	513	5/23/2021
Richard Silverio	A	90	BB	0	M	90	5/23/2021
Sarah Dakin	A	392	BHFS	168	F	560	5/23/2021
Scott Leviant	A	492	FS	61	M	553	5/23/2021
Terry Marvin	A	506	FS	55	M	561	5/23/2021
Tom Swindell	GA	252	TRAD	242	M	494	5/23/2021
Wendell Wright	GA	236	LB	285	M	521	5/23/2021
Brian Carter	A	494	BHFS	60	M	554	4/25/2021
Charles Neace	A	517	FS	34	M	551	4/25/2021
Connor Blackwell	A	471	FS	89	M	560	4/25/2021
Curtis Hermann	GA	244	TRAD	246	M	490	4/25/2021
Jaclyn Howerton	A	345	FITA	187	F	532	4/25/2021
Jaclyn Howerton	A	210	BB	276	F	486	4/25/2021
James Stankovich	GA	181	LB	278	M	459	4/25/2021
Jeff Blackwell	A	437	BHFS	84	M	521	4/25/2021
Jim Collins	A	452	BHFS	102	M	554	4/25/2021
Joe Cavaleri	GA	131	LB	360	M	491	4/25/2021
Kurt Hoberg	A	433	FITA	98	M	531	4/25/2021
Nathan Collins	Y	414	FS	132	M	546	4/25/2021
Norman Rice	GA	464	BHFS	73	M	537	4/25/2021
Oscar Melendez	A	529	FS	30	M	559	4/25/2021
Rachel Howerton	A	380	FITA	156	F	536	4/25/2021
Rachel Howerton	A	269	BB	227	F	496	4/25/2021
Scott Leviant	A	468	FS	69	M	537	4/25/2021
Terry Marvin	A	485	FS	78	M	563	4/25/2021
Tom Swindell	GA	277	TRAD	256	M	533	4/25/2021
Wendell Wright	GA	206	LB	0	M	206	4/25/2021
Aidan Del Bosque	Y	151	LB	0	M	151	3/28/2021
Brian Carter	A	483	BHFS	64	M	547	3/28/2021
Carlos Parada	GA	238	LB	269	M	507	3/28/2021
Carlos Parada	GA	469	FS	0	M	469	3/28/2021
Catherine Cavadini	A	51	LB	0	F	51	3/28/2021
Charles Neace	A	524	FS	38	M	562	3/28/2021

Chris Blackwell	YA	428	BHFS	100	M	528	3/28/2021
Connor Blackwell	A	419	FS	94	M	513	3/28/2021
Curtis Hermann	GA	251	TRAD	246	M	497	3/28/2021
Erik Hammerquist	A	455	BHFS	0	M	455	3/28/2021
Gary Howertron	A	159	TRAD	0	M	159	3/28/2021
Jack Houghton	Y	283	FITA	235	M	518	3/28/2021
Jaclyn Howerton	A	321	FITA	205	F	526	3/28/2021
Jaclyn Howerton	A	218	BB	285	F	503	3/28/2021
James Stankovich	GA	197	LB	256	M	453	3/28/2021
Jeff Blackwell	A	463	BHFS	77	M	540	3/28/2021
Jeff Owens	A	203	TRAD	274	M	477	3/28/2021
Jeff Owens	A	469	FS	62	M	531	3/28/2021
Jeffrey Del Bosque	A	285	LB	0	M	285	3/28/2021
Jim Collins	A	444	BHFS	108	M	552	3/28/2021
Joe Cavaleri	GA	109	LB	363	M	472	3/28/2021
Ken Downey	A	490	BHFS	52	M	542	3/28/2021
Kevin Knebel	A	120	LB	0	M	120	3/28/2021
Kurt Hoberg	A	454	FITA	90	M	544	3/28/2021
Mark Miller	A	515	FS	38	M	553	3/28/2021
Norman Rice	GA	461	FS	74	M	535	3/28/2021
Norman Rice	GA	475	BHFS	80	M	555	3/28/2021
Oscar Melendez	A	177	TRAD	0	M	177	3/28/2021
Oscar Melendez	A	529	FS	30	M	559	3/28/2021
Rachel Howerton	A	330	FITA	162	F	492	3/28/2021
Rachel Howerton	A	271	BB	228	F	499	3/28/2021
Sarah Dakin	A	320	BHFS	186	F	506	3/28/2021
Scott Leviant	A	492	FS	62	M	554	3/28/2021
Terry Marvin	A	483	FS	78	M	561	3/28/2021
Tom Swindell	GA	245	TRAD	0	M	245	3/28/2021
Wendell Wright	GA	172	LB	0	M	172	3/28/2021
Aidan Del Bosque	C	119	LB	0	M	119	2/28/2021
Carlos Parada	GA	240	LB	0	M	240	2/28/2021
Catherine Cavadini	A	74	LB	0	F	74	2/28/2021
Charles Neace	A	513	FS	41	M	554	2/28/2021
Charlie Houghton	C	127	FITA	332	M	459	2/28/2021
Chris Blackwell	YA	466	BHFS	100	M	566	2/28/2021
Connor Blackwell	A	459	FS	0	M	459	2/28/2021
Curtis Hermann	GA	261	TRAD	242	M	503	2/28/2021



Jack Houghton	Y	251	FITA	255	M	506	2/28/2021
Jaclyn Howerton	A	312	FITA	217	F	529	2/28/2021
Jaclyn Howerton	A	217	BB	291	F	508	2/28/2021
James Stankovich	GA	263	LB	0	M	263	2/28/2021
Jeff Blackwell	A	467	BHFS	86	M	553	2/28/2021
Jeffrey Del Bosque	A	299	LB	0	M	299	2/28/2021
Jim Collins	A	405	BHFS	106	M	511	2/28/2021
Joe Cavaleri	GA	90	LB	372	M	462	2/28/2021
Ken Downey	A	496	BHFS	52	M	548	2/28/2021
Kurt Hoberg	A	424	FITA	93	M	517	2/28/2021
Mark Miller	A	512	FS	40	M	552	2/28/2021
Nathan Collins	Y	400	FS	143	M	543	2/28/2021
Norman Rice	GA	488	FS	69	M	557	2/28/2021
Oscar Melendez	A	510	FS	28	M	538	2/28/2021
Rachel Howerton	A	386	FITA	0	F	386	2/28/2021
Rachel Howerton	A	290	BB	242	F	532	2/28/2021
Sarah Dakin	A	338	BHFS	182	F	520	2/28/2021
Scott Leviant	A	463	FS	62	M	525	2/28/2021
Terry Marvin	A	419	FS	81	M	500	2/28/2021
Tom Swindell	GA	207	SB	0	M	207	2/28/2021
Brian Carter	A	480	BHFS	0	M	480	1/24/2021
Carlos Parada	GA	194	LB	0	M	194	1/24/2021
Charles Neace	A	503	FS	38	M	541	1/24/2021
Chris Blackwell	YA	411	BHFS	113	M	524	1/24/2021
Connor Blackwell	A	449	FS	0	M	449	1/24/2021
Curtis Hermann	GA	247	TRAD	0	M	247	1/24/2021
Jack Houghton	Y	264	FITA	265	M	529	1/24/2021
Jaclyn Howerton	A	281	FITA	0	F	281	1/24/2021
Jaclyn Howerton	A	175	BB	0	F	175	1/24/2021
Jeff Blackwell	A	463	BHFS	89	M	552	1/24/2021
Jeff Owens	A	197	TRAD	0	M	197	1/24/2021
Jeff Owens	A	489	FS	0	M	489	1/24/2021
Jim Collins	A	426	BHFS	98	M	524	1/24/2021
Joe Cavaleri	GA	120	LB	0	M	120	1/24/2021
Ken Downey	A	500	BHFS	59	M	559	1/24/2021
Kurt Hoberg	A	465	FITA	88	M	553	1/24/2021
Mark Miller	A	510	FS	48	M	558	1/24/2021
Nathan Collins	Y	372	FS	0	M	372	1/24/2021

Norman Rice	GA	457	FS	75	M	532	1/24/2021
Norman Rice	GA	470	BHFS	0	M	470	1/24/2021
Oscar Melendez	A	531	FS	24	M	555	1/24/2021
Rachel Howerton	A	358	FITA	0	F	358	1/24/2021
Rachel Howerton	A	264	BB	261	F	525	1/24/2021
Robert Tsubota	A	418	BHFS	0	M	418	1/24/2021
Sarah Dakin	A	324	BHFS	192	F	516	1/24/2021
Scott Leviant	A	495	FS	0	M	495	1/24/2021
Terry Marvin	A	484	FS	63	M	547	1/24/2021
Tom Swindell	GA	199	TRAD	0	M	199	1/24/2021
Brian Carter	A	479	BHFS	0	M	479	12/27/2020
Charles Neace	A	512	FS	0	M	512	12/27/2020
Charlie Houghton	C	96	FITA	0	M	96	12/27/2020
Chris Blackwell	YA	430	BHFS	0	M	430	12/27/2020
Erik Hammerquist	A	463	BHFS	0	M	463	12/27/2020
Gary Howerton	A	120	BB	0	M	120	12/27/2020
Jack Houghton	Y	209	FITA	0	M	209	12/27/2020
Jaclyn Howerton	A	195	BB	0	F	195	12/27/2020
Jeff Blackwell	A	427	BHFS	0	M	427	12/27/2020
Jeff Owens	A	489	FS	0	M	489	12/27/2020
Jim Collins	A	450	BHFS	0	M	450	12/27/2020
Justin Lerma	A	434	FS	0	M	434	12/27/2020
Ken Downey	A	491	BHFS	0	M	491	12/27/2020
Kurt Hoberg	A	444	FITA	0	M	444	12/27/2020
Mark Miller	A	509	FS	0	M	509	12/27/2020
Nathan Collins	Y	373	FS	0	M	373	12/27/2020
Norman Rice	GA	479	FS	0	M	479	12/27/2020
Oscar Melendez	A	535	FS	0	M	535	12/27/2020
Rachel Howerton	A	217	BB	0	F	217	12/27/2020
Sarah Dakin	A	335	BHFS	0	F	335	12/27/2020
Scott Leviant	A	489	FS	0	M	489	12/27/2020
Terry Marvin	A	476	FS	0	M	476	12/27/2020
Tom Sheppard	GA	62	SB	0	M	62	12/27/2020
Carlos Parada	GA	196	TRAD	0	M	196	11/22/2020
Charles Neace	A	521	FS	0	M	521	11/22/2020
Charlie Houghton	C	212	FITA	0	M	212	11/22/2020
Chris Blackwell	YA	417	BHFS	0	M	417	11/22/2020
Curtis Hermann	GA	267	TRAD	0	M	267	11/22/2020

Jack Houghton	Y	214	FITA	0	M	214	11/22/2020
Jaclyn Howerton	A	276	FITA	0	F	276	11/22/2020
James Stankovich	GA	260	LB	0	M	260	11/22/2020
Jeff Blackwell	A	459	BHFS	0	M	459	11/22/2020
Jeff Owens	A	254	TRAD	0	M	254	11/22/2020
Jim Collins	A	435	BHFS	0	M	435	11/22/2020
Joe Cavaleri	GA	76	LB	0	M	76	11/22/2020
Ken Downey	A	467	BHFS	0	M	467	11/22/2020
Kurt Hoberg	A	441	FITA	0	M	441	11/22/2020
Mark Miller	A	481	FS	0	M	481	11/22/2020
Norman Rice	GA	464	FS	0	M	464	11/22/2020
Oscar Melendez	A	524	FS	0	M	524	11/22/2020
Rachel Howerton	A	222	BB	0	F	222	11/22/2020
Sarah Dakin	A	301	BHFS	0	F	301	11/22/2020
Terry Marvin	A	485	FS	0	M	485	11/22/2020
Tom Sheppard	GA	90	TRAD	0	M	90	11/22/2020





## ADOPT-A-TARGET (CVA Roving Range)

Most of our target lanes have been adopted. If interested in adopting one you can contact one of the Board Members.

Jbd

Target	Distance	Adopter
1	35 yrd. fan field 36 yrd fan hunter	Ben Shirley
2	30 yrd. field 32 yrd hunter	Ben Shirley
3	20 yrd. field 19 yd walk-up hunter	Tom Swindell
4	35 ft. walk-up field 11 yrd hunter	Luttrell Family
5	80 yrd. walk-up field 70 yrd. walk-up hunter	Norm Rice
6	25 yrd field 28 yrd. fan hunter	William Bachellar
7	55 yrd field 53 yrd walk-up hunter	Jim Collins
8	45 yrd walk-up field 44 yrd hunter	Jim Collins
9	15 yrd. field 15 yrd. walk-up hunter	Ron Riley
10	65 yrd. field 64 yrd. walk-up hunter	Brian Carter
11	40 yrd field 40 yrd. Hunter	Norm Rice
12	60 yrd field 58 yrd. walk-up	Jackie Rice
13	45 yrd field 23 yrd. walk-up hunter	Tom Roberts
14	50 yrd. field 48 yrd walk-up hunter	Mike Chase
15	45 yrd. walk-up field 44 yrd. hunter	JOAD Parents

16	50 yrd. field 48 yrd. hunter	Tom Sheppard and Wendell Wright
17	20 yrd field 19 yrd. walk-up hunter	JOAD Parents
18	80 yrd. walk-up field 70 yrd walk-up hunter	Jake Anderson w John Somers & Jonathan Sylvester
19	55 yrd. field 53 yrd. walk-up hunter	Marc Albanza
20	25 yrd. field 28 yrd. fan hunter	Howerton Family
21	35 yrd. fan field 36 yrd fan hunter	Howerton Family
22	30 yrd. field 32 yrd. fan hunter	Phil Bruno
23	35 ft. walk-up field 11 yrd. Hunter	Steve Mahoney
24	45 yrd. field 23 yrd. walk-up hunter	William Bachellar
25	65 yrd. field 64 yrd. walk-up hunter	Curtis Perry
26	60 yrd field 58 yrd. walk-up	Jeffrey Del Bosque & Catherine Cavadini
27	15 yrd. field 15 yrd. walk-up hunter	Jeff Blackwell
28	40 yrd. field 40 yrd. hunter	Thomas Cayia
	20 yd practice butts running pig	Thomas Cayia

## YOUR CVA OFFICERS

<b>BOD Member</b>	<b>Position</b>	<b>E-Mail</b>	<b>Phone</b>
Kurt Hoberg	President, Coach	<a href="mailto:president@cvarchers.com">president@cvarchers.com</a>	805-552-9934
Cathy Linson	Vice President	<a href="mailto:vicepresident@cvarchers.com">vicepresident@cvarchers.com</a>	805-791-5102
Scott Leviant	Secretary, Tournament Range Chairman, Coach	<a href="mailto:secretary@cvarchers.com">secretary@cvarchers.com</a>	213-590-6370
Genevieve Ivie	Treasurer, Instructor	<a href="mailto:treasurer@cvarchers.com">treasurer@cvarchers.com</a>	805-657-9742
Mike Keena	Board Member, Field Range Captain, 3D Range Captain	<a href="mailto:mkeena@cvarchers.com">mkeena@cvarchers.com</a>	805-527-4585
Kevin Cloepfil	Board Member		805-390-1059
Bill Davis	Board Member, Instructor		805-208-7002
David Jockisch	Board Member, Publicity Chair	<a href="mailto:davidjockisch@yahoo.com">davidjockisch@yahoo.com</a>	
Erik Hammerquist	Board Member	<a href="mailto:emammerquist@outlook.com">emammerquist@outlook.com</a>	818-515-4465
Brian Carter	Board Member, Instructor	<a href="mailto:readvisor@yahoo.com">readvisor@yahoo.com</a>	818-232-1580
Clark Pentico	Previous Club President	<a href="mailto:clarkp@cvarchers.com">clarkp@cvarchers.com</a>	805-630-1749
Ken Downey	JOAD Program - Lead Coach	<a href="mailto:ken.downey@cvarchers.com">ken.downey@cvarchers.com</a>	805-231-6135
John Downey	Newsletter Editor, Club Tournament Chair, Coach	<a href="mailto:editor@cvarchers.com">editor@cvarchers.com</a>	805-527-4894
Bonnie Marshall	Membership Chair, Coach		805-379-8721
Noah Barlow	Volunteer Hours Coordinator		
Richard C. Silverio	Volunteer Hours Coordinator, Instructor	<a href="mailto:richardcsilverio@yahoo.com">richardcsilverio@yahoo.com</a>	818-442-5182

# **CONEJO QUIVER**

**August 2021 Issue**



**The August Club Shoot and General Meeting was held on Sunday August 22, 2021. The next Club Shoot and General Meeting (at 11:30am) will occur per our normal schedule on September 26. Please wear an appropriate protective face covering while on the range and during the meeting if you haven't already received your COVID-19 vaccinations.**



## FROM THE EDITOR

John Downey, Editor

Welcome back to another issue of the Conejo Quiver. Sorry, but as you know doubt figured out on your own, this issue is a bit late making it to the “press”. It seems your illustrious Editor had a slight mishap backpacking in the Kings Canyon and broke his right collarbone two miles from the car (not recommended). This issue is a bit smaller than normal for the same reason (typing this issue without my right hand).

Most of our “Irregulars” are back with items of interest for you, and Curtis has another new article on “**Mental Management**” (Hmmm ... perhaps I should have read this before taking my backpacking trip, but I digress).


In addition to articles from Kurt, Bonnie, Cathy, and Richard, we have all the stats from July’s Monthly Club Tournament, and the current standings for the various club trophies.

Note: The Club Banquet and Awards Ceremony is less than two months away (Fourth Sunday in October). Make sure to jot it down on your calendar.

Hope you find this issue entertaining.

---

John Downey  
Editor



## FROM THE DESK OF THE PRESIDENT

Kurt Hoberg

### CVA Range News

**Overall Range News:** Our volunteers continue to keep our range maintained and looking amazing! We’ve replaced all 100 bales on the Public Session, and the Field Range will be addressed over the next few weeks. If everything goes to plan, the entire Field Range will also have its bales replaced in entirety by the end of the month. We also will be pasting targets this month, so be sure to watch your email for the date and time.

**CVA Lease Renewal:** Our lease with Ventura County comes up for renewal in January 2022. I met with the County this month, and we will be proceeding with a 5-year renewal with a 5-year extension. I was perusing a 10-year, 5-year extension, however our County Supervisor outlined the requirements for a 10-year, which includes a presentation to the Ventura County Board of Directors. He felt that our proposed upgrades were not strong enough support a 10-year renewal, which may result in *no* lease renewal, so it’s rather risky to push for a 10 year. The Parks Department can write 5-year leases with no County presentation, so we are moving forward with that option.

In the meantime, we can still work on our proposed improvements (clubhouse?) and provide the plans to the County to possibly extend the lease, so I’ll be working with the relevant club members and BOD to continue planning.

I’ve invited both our Parks Director, and the new Manager of the Parks department to our range for a tour, which should happen within the next 8 weeks. We should also have our final draft lease for review in that timeframe.



**NFAA Charter / Range Inspection:** I've scheduled our bi-yearly NFAA range inspection for August 21<sup>st</sup>, 9-ish AM in the morning. As our range is looking so good, this is the perfect time to get this done.

**Public Session:** CVA has many certified instructors that have the opportunity to help on the range and work down their hour commitments to the club. We desperately need volunteers to help at the Public Session.

On Saturday, August 14<sup>th</sup>, we had to cancel the morning session as the small group of Level 3 Coaches that have been supporting the program week after week had other obligations (tournaments, vacations, etc.). I find it disappointing that when the handful of volunteers that are at the session week after week are not available, the session has to close...especially when we have so many qualified volunteers that could step in. As stated last month, I'm at a loss on how to motivate volunteers to help. If you have feedback, please let me know...I'm open to all suggestions.

As a reminder, the Public Session does two vital things for the club. First, it is our way to support community outreach, which is part of our Charter. Second, it provides needed donations to keep the range maintained, purchase consumables (targets, hay-bales), fund capital equipment purchases (bows, arrows, light weed control equipment), and is a key component of our club's cash flow.

I've also been approached by many archers to restart the Club's weekly 300 round, which (pre-Covid) has been held on Saturdays at the 18m line on the Public Session range, starting at 11am sharp. Over the past few months, I've been watching arrival times of our coaches and instructors to relieve the 1<sup>st</sup> session staff at the Public Session; at this point I'm not highly encouraged. The relief volunteers have been tricking in at 11, 11:15am...too late for me to prepare for and run the round at 11am. Yes, the second session starts at 11am...I need the relief volunteers on the range ready to take over from me at 10:30am.

I'm becoming resigned to the fact that the 300 round may become a fond memory.

I'll be holding off on restarting the 300 round for the foreseeable future until we have enough coaches and instructors consistently arriving at 10:30am to allow me to step off the line to dedicate my focus to delivering the shoot. If there is a volunteer that would like to take over managing and running the round, please let me know.

### **Tournament News**

Be sure to check the USA Archery schedule, the CBH newsletter, and social media for status of a scheduled shoot. Schedules seem to change frequently, and often at the last minute.

Please click the links below for more info if you are interested in shooting these tournaments:

- CA Archery is using the USA Archery WEB site to schedule tournaments. Browse to <https://www.usarchery.org/events/find-an-event> to find and schedule out the event of interest.
- CBH/SAA: <https://www.cbhsaa.net/EventCalendar>
- Huntsman Senior Games: <https://seniorgames.net/>
- San Diego Senior Games (at CVA!): <https://www.sdseniorgames.org/san-diego-senior-games-sports/archery-at-the-san-diego-senior-games/>

### **CBH/SAA**

Many of you know George Papac, a top traditional shooter, Vice President of CBH, and log time driving force of Archery here in California. George passed away late July. If you are inclined to donate to the Big George Fund, here is the [link](#).

We've also lost another Archery Legend, NFAA and CBH life member Bob Jenson passed in early August. Bob was an excellent bowhunter and was also instrumental to the success of the CBH Big Game Club.

### **San Diego Senior Games Qualifier**

Registration is open for the SD Senior Games Qualifier – and the buzz is out! When I was shooting the CA Beach Cub in Long Beach, I had many people asking about it. I'm kicking myself for not bringing any flyers with me!

If you are over 50 years old, this shoot is for you – register [here](#).

The shoot is an American 900 round on Saturday, and a double 300 round on Sunday, specifically for those over 50 years of age.

The scores for the 900 round are used as qualifying scores for the National Senior Games Shoot, the next being held in Fort Lauderdale, FL, in May, 2022.

Pasadena has canceled their qualifier for 2021, however Rose and I were approached by the San Diego Games Senior Games Director to host their qualifier at our range. While San Diego is a rather long drive, the shoot provides the opportunity for those in San Diego, as well as our area, to qualify for the 2022 National event.

The Board has voted to host the games on CVA's Tournament Range, dates of September 10<sup>th</sup>-12<sup>th</sup>. The 10<sup>th</sup> is a Friday and will be a setup day, the shoot is a two-day event over the weekend of the 11<sup>th</sup> and 12<sup>th</sup>.

This will be one of the very last opportunities to get volunteer hours in before the club year ends on September 19th, and there will be lots to do to help with the event. As the date gets closer, we will be sending emails to provide more details.

If you are interested in learning more about the Senior Games, browse to <https://nsga.com/>

### **USA Archery Level 1/2 Instructor Course**

USA Archery has changed the format for the L1/L2 course. The new delivery format is an online training that the student can schedule and take, followed by a one or two day practical (L1 vs. L2) that will be scheduled by a Certified L1/L2 Instructor.

Students that are interested in certification can take the online courses currently, they are offered and managed through USA Archery's WEB site at <https://www.usarchery.org/coaches/find-a-course>

Once you have completed the online course, you are eligible to take the practical portion of the course to complete your certification. I'll be delivering the practical aspects of the course, L1 and L2.

In order for me to deliver the practical, I needed to pass the L1/L2 Instructor Certification class, which I've done. I'm still working to find the time between my work and practice schedule to prepare and schedule the class, which will be a two-day practical on a Saturday and Sunday. I'll be sending an email to the link (as I need to offer the practical through the USA Archery WEB site) so you can enroll.

If you would like to be included in the class, send me an email at [president@cvarchers.com](mailto:president@cvarchers.com)

### **Range Security**

We have been having an increasing problem with the tournament range gate being left unlocked on Saturdays after JOAD, and also during the week. The main gate has been left open during the week as well.

If you are leaving the range, lock the gate. If you are coming onto the range, lock the gate behind you. If you are confused if you should lock the gate – lock the gate.

All club members must do their part to secure our range.

See you on the range!

Your President,

Kurt

Remember, archery is easy. Shoot a 10, do it again!



## FROM THE DESK OF THE VP

Cathy Linson

### Volunteers Needed for the Public Session

I know Richard Silverio has this included in his article but I wanted to take a moment and ask for volunteers to help at the Public Session. We had to close the first half of the Public Session a few weeks ago due to lack of volunteers and every week for the past few months I find myself wondering if we are going to have enough staff.

The Public Session makes approximately \$20,000 each year for the club. We were blessed for many years with Dave Dragan, Richard Carpenter, John Downey and Bonnie Marshall plus some additional helpers spending every Saturday at the range working with the public. The COVID changed many things and it was a change that needed to happen. No one should be asked to work every Saturday from 8:30am until 1:30pm for free. The club gets so much benefit from the money that the Public Session brings in and we need to support it as a club.

I know many of you are thinking that you are not a credentialed Instructor or coach and so what can you do. I am not an instructor or coach and I have helped out for the past 6 years. All you need is a USA Archery Membership; Safe Sport Training which you can take online in about an hour; a background check which takes a few minutes and a few dollars; some on the job training; and a willingness to help. Contact me if you are interested and I can answer any questions and help get you started.

**End of Club Year and Opportunities to Get Your Required Hours  
Fast Approaches**



It is hard to believe that fall of 2021 and the end of another club year is almost upon us. Working Members have until 9/15 to complete their Required Hours for the year. We will update and publish the hours sheet next week, please take some time to review it and let us know if you have an issue which can be resolved before 9/15. Then after 9/15 the plan is to get the updated hours sheet published by 9/21 leaving a little over a week to resolve any remaining issues before we begin renewals on 10/2.

The current sheet, updated through the end of July is posted [here](#). The same link will get you to the updated version next week, Richard will send out an email.

If you are unable to work your required hours please contact me. If you do so before the end of August you can switch to a non-working membership by paying this year's maintenance fee and remain a member in good standing.

See you at the range,  
Cathy Linson  
VP Conejo Valley Archers  
vicepresident@cvarchers.com  
805-791-5102



**805.581.1671**

**2150 Agate Court • Simi Valley, CA 93065**

## FROM THE DESK OF OUR VOLUNTEER COORDINATOR (COMMUNICATIONS)

Richard C. Silverio

Hello fellow members!

**Remember there is roughly less than 1 month remaining to complete your required hours for the year. September 15, 2021 is the last day that hours count toward this club year.**

### Work Available

**NEW:** The adopters of field range lanes 20 and 21 are letting go of their lanes. Lane 20 and Lane 21 are up for adoption and we need someone to adopt, step up and take care of those lanes. Please jump in if you are able.

We are still looking for people to help out at the Public Sessions on Saturdays. In order to work with the public, you must be a USAA member, pass the Safe Sport training and have a background check. Once you have you have met these prerequisites, we can give you the training you need to work the gate or the bin. Kurt Hoberg will be doing an instructor class soon for those that want to assist in that capacity. Please contact our Club VP Cathy Linson or any board member if you are interested.

Our club historian has retired and moved away from the area, we are looking for a replacement. Please let any board member know if you are interested in this position.

If working Saturdays is problematic for you and you need work you can do it on your own schedule. Please contact any board member. We have a project list and may be able to find something on that list that matches your skills and abilities.

### Recorded Hours

Dennis McKaig has recently joined the volunteer coordinator team. To get credit for hours worked please make sure to see Kevin Cloepfil at work parties, sign in and out on the sheet located on the back of the bulletin board, or email hours to Dennis McKaig at [cvamemberhours@gmail.com](mailto:cvamemberhours@gmail.com) with before and after pictures.

Please address any questions or concerns with our Club Vice President, Cathy Linson at [cmlinson@yahoo.com](mailto:cmlinson@yahoo.com) or by calling her at 805-791-5102, to Noah Barlow at [njbarlow03@yahoo.com](mailto:njbarlow03@yahoo.com) or to me at [richardcsilverio@yahoo.com](mailto:richardcsilverio@yahoo.com).

### ***BANQUET 2021 – IS BEING PLANNED!***

Our End of the Year Club Awards and Recognition event is great fun for our members and their families. Awards and then full-service luncheon will be served.

I am looking for archery themed movie props, posters and such! Contact me if you have an "in"!

This will also be the last chance to do onsite membership renewals for the new club year.

Please save the date for Sunday October 24, 2021, at 11:00am at the pavilion in the park.

Thanks!  
Bonnie

## MEMBERSHIP CORNER

Bonnie Marshall

### CVA MEMBERSHIP ANNIVERSARIES

August 2021

9 Years – Jeff Holwager

7 Years – Erik Hammerquist, Curtis Parry

6 Years – Ron Riley and family, Sarah Dakin

3 Years – Tom Fitzgerald and family, Nathan Rose and family, Brian Carter and family

1 Year – Gary Howerton, Kevin Padilla

Congratulations to all and thank you for your continued support of our club.

Welcome to new members Daniel Esters and Dan Tao!

### ***ELECTIONS INFORMATION***

Final Nominations - To have a name placed on the ballot, final nominations were required by end of business at the August General Membership Meeting on August 22, 2021. Write in votes are always accepted during voting.

All voting will again be done through our online service 'Simply Voting'. The site is extremely easy to use for voting and reporting. This is all done via email, so make sure that we have your updated email!

Family/Family Golden Ager memberships, do get two votes, so make sure that we have a second email for that purpose. \*\*Please immediately respond to this email with a second email if appropriate.\*\*



Directions with a personal voting link, will be sent out in the next two weeks. Online voting and mail in ballots must be processed by 6pm on Saturday September 25, 2021. Voting takes about one minute to complete and you get an email verification of your vote.

Paper ballots can be hand delivered by the start of the General Membership Meeting on Sunday September 26, 2021 11:30am. If you want to vote with a paper ballot you must reply immediately to this email to request this.

Tenure in Office. The officers of this Club shall be elected each year and shall take office the first meeting in October. Officers shall hold office for one year and until their successors are elected and installed in office. Directors shall be elected for staggered two (2) year terms; three (3) in each even numbered year (to be served during the ensuing odd numbered year), and three (3) in each odd numbered year (to be served during the ensuing even numbered year).

The treasurer is an appointed position.

The approved slate for the 2021-2022 Board Elections, is as follows:

#### **Officers**

President – Kurt Hoberg

Vice President – Cathy Linson

Secretary – Scott Leviant

#### **Directors**

Richard Carpenter

Brian Carter

Erik Hammerquist

David Jockisch

Richard Silverio

Thank you for participating in your club elections.



## Conejo "Mystery Archer" on the Month



## Plan to attend the CVA October "Zombie" "Fun in the Sun" Shoot

### CONEJO VALLEY ARCHERS ANNUAL FUN IN THE SUN SHOOT ZOMBIE MONSTER NOVELTY & 3-D SHOOT SUNDAY OCTOBER 3, 2021



30 TARGET MARKED YARDAGE 3-D  
(Traditional Shooters – No shots over 50 yards)

#### SHOOTING STYLES

SENIOR, ADULT, YOUNG  
ADULT, YOUTH, CUB  
FS, FSL, BHFS, BHFSL,  
BH, BB, FITA Recurve

TRAD CLASSES  
(LB (Longbow), RB  
(Recurve) & SB (Selfbow))

2 ARROWS  
Marked Yardage  
10 – 8 – 5 SCORING

Available - One Doe Tag &  
2 Mulligans @ \$1 each

#### REGISTRATION 7:30 – 9:00 am



Adults	\$20
Couples	\$25
Family*	\$30
Seniors (60+)	\$15
Young Adults (15 - 17)	\$15
Youths (12 - 14)	\$10
Cubs (under 12)	\$ 5

(\*Includes Spouses and  
Dependent children under 18)

NON CBH/NFAA or USAA  
Pay \$5 more

*No Dogs are allowed on the Range.*

*If you park inside the "County Park" at any time you must pay a daily parking fee of \$4.00.  
Free day parking inside our fenced range.*

**DIRECTIONS:** TAKE THE 118 FREEWAY INTO SIMI VALLEY. EXIT AT TAPO CANYON.  
NORTH ON TAPO CANYON ROAD 3 MILES TO TAPO CANYON PARK, TURN LEFT INTO THE  
PARK. THE RANGE IS INSIDE THE PARK TO THE LEFT AS YOU ENTER.

## Mental Management During the Shot Process

*A column for the "Conejo Quiver" by Curtis Hermann August 2012*

A while back, I wrote about our small group of mostly traditional archers altering our practice sessions into three distinct rounds, field round, 3D round and roving. Weekly we alternate between Field Round and 3D Round and then on the third week we do a casual day of roving. The purpose of this arrangement was to add variety to our practice sessions and to avoid monotony that can open the door to target panic.



I'm happy to report that this has indeed improved our enjoyment, reduced the tendency to fall into target panic and in several cases helped to improve the shooting scores.

Monotony of shooting the same round over and over is not the root cause of target panic, but shooting the same-o-same-o practice round over and over without change is the most common scenario that allows or sets up a perfect environment for target panic to begin, and in my mind, will also make it harder to reverse.

Once target panic has set in, it is nearly impossible to eliminate while you are focused on scoring in a competitive situation with others on the shooting line. Even if it is just a practice round, if others are with you a sense of competition is in the air.

Keeping the practice fresh, the adrenaline up and the challenge exciting is certainly a help in keeping target panic away, but it is not the only answer.

Before we can prevent target panic from sitting in - we have to ask ourselves, what is target panic? Why does it happen? How does it get started and once you have it and how do you reverse it and get back to normal? Let me attempt to answer these questions.

### 1. **What is "Target Panic".**

Target panic, when you have it, seems like an anxiety attack, in the sense that as your sight pin or bow hand gets close to the gold, your release hand automatically releases the string or triggers the release aid without your control, the harder you try the harder it gets. You just can't get to anchor or the center of the target without releasing!

### 2. **"Why does it happen?"**

When you first learned archery, you learned to make a series of conscious decisions, like, anchor, aim, release, follow through and as you made one decision and accomplished it, you then made the next decision and accomplished that, and so on, until the shot was completed. This worked because the conscious mind can only focus on one problem at a time.

As time and thousands of shots were taken, you got better. During this time your conscious mind realized you were spending more time focused on holding the pin on the gold. Since the conscious mind can only do one thing at a time (like aiming), it trained the subconscious mind to release and to follow through while you maintained focus on the gold, because the subconscious mind can do more than one thing at a time.

In time, the subconscious learned that when a certain intensity of focus or aiming was reached, that was its cue to release the string. So, the end result is that the sooner you aim and the sooner you increase the intensity of the aim, the sooner the subconscious releases the string, and if that happens before you are ready, you now have target panic.

### 3. How does it get started?

This one ties into the beginning of this column and the monotony of static practice.

- a. You become aware that your practice sessions have not been going as well as you expected, in fact, your average score may have gone down a little. It is at this point that I think we make a mental decision - that if I just try a little harder, I will pull myself out of this slump.
- b. It's a natural human instinct to believe that if I just use "will and determination," I can overcome this issue. In actuality you are just introducing more stress and anxiety. Almost any coach with "mental management" training will recognize what you are doing and try to alter your efforts into a more relaxed approach.

### 4. How do I stop it, reverse it and get back to normal?

We stop it by learning just where in the process of shooting something has changed. We have learned that the subconscious mind releases the string when intensity of aiming is reached and that is now happening just before or at the split-second anchor has been attained, regardless of the position of the bow hand. Simply put "we are aiming too soon," but how much to soon?

When you begin archery, you consciously practice (almost religiously) each of the "nine steps to the ten ring," in order, until you have mastered each step. If you review these steps (**see side bar**) you will see that the first opportunity for the aiming process to start is in step #4.

*Step 4. Pre-draw, raise the bow arm towards the target, without raising the shoulder. Look at the target through the sight ring and line up the bowstring with the center of the target.*

This is the first moment your eyes see and begin to focus on the gold ten ring, the bulls-eye or the point of aim with the intention of

#### Side Bar:

Most members of CVA have been taught the "Nine Steps to the Ten Ring" at the public session or during JOAD training. Let's review the steps of shooting.

1. Stance, one foot on each side of the shooting line shoulder width apart, stand straight and tall, head up and shoulders relaxed.
2. Nock, place arrow on the arrow rest, snap nock on the bowstring under the nock locator.
3. Set, place the bow hand on the grip, relaxed and then set the first groove of your first 3 fingers around the bowstring as a hook, keep the back of the hand relaxed.
4. Pre-draw, raise the bow arm towards the target, without raising the shoulder. Look at the target through the sight ring and line up the bow.....
5. Draw, Draw the bow back, continue looking at the target through the sight, maintain a continuous drawing motion throughout the shot.
6. Anchor, Draw the string to your anchor, continue to draw the bow smoothly without stopping.
7. Aim, focus your eyes and your concentration on the center of the target, continue your smooth gradual draw.
8. Release, simply release all of the tension in your fingers and drawing hand, all at once, while you continue to draw the bow without stopping. Continue your focus on the center of the target.
9. Follow through, drawing hand continues back beside neck with fingers relaxed, ending up near shoulder. Bow arm continues extension towards the target. Continue your focus on the center of the target. Maintain your follow through until the arrow hits the target.

I have shortened some of the descriptions above for brevity but the heart and soul of it is still there and if these nine steps are always practiced you will continue to improve as an archer.

Curtis



putting an arrow into it. This is also the moment that I think a change in your system has started to take place. Even though the time for aiming is not supposed to take place until step #7, I think you have begun the aiming process, with intent (or will and determination) and the intensity of aiming has started. Certainly, some place during step #4 or #5 your intensity of aiming has reached its peak and the subconscious releases the string at or before step #6 (anchor).

So obviously the answer is to go back to your training and delay the aiming process until after anchor has been reached.

Easy to say, not so easy to do ...

Most coaches believe that the best way to re-train your brain to realize that you cannot release the string until (1) anchor has been achieved, and (2) aiming is achieved, is to start with “blind bale” shooting (using a blank bale with no target face or aiming point on it).

#### **BLIND BALE SHOOTING:**

Standing 15’ to 20’ back from a blank bale (that you cannot miss) and go through the “Nine Steps to the Ten Ring.” Close your eyes at the beginning of step #4 (pre-draw) and keep them closed through anchor, hold, release and follow through. This is a good system, but it does take time and a “stick to it” attitude helps a lot.

Eventually you will get really comfortable at anchoring, pausing a second or two, releasing and following through. You can then, after reaching anchor, open your eyes seeing the blank bale (without intense focus) for a second or two and then release.

Once you are comfortable that there is no feeling of anxiety or impulse to release the string before anchor or for the next second or

two, then you can introduce a target face on the bale and include the aiming of step #7.

If any sign of the impulse to release before anchor starts to creep back in, go back to the blind bale exercise.

Rescheduling the moment that you begin the aiming process with intent takes time, all bad habits are hard to break, this is no exception. Stick with it and create a new good habit and archery will be fun again.

Archery has many ways to enjoy the sport, give some new ways a chance, they may help you avoid target panic and you may find a thrilling new way of keeping those arrows in the air.  
till next month,  
Curtis



*Not all shots go as planned in the “Traditional Way” of archery.*

## THIS MONTH'S TIP:

### LEARNING TO USE A NEW RELEASE AID

Learning to use a new release aid is always a bit touchy and it is best if you do it without a bow in hand, particularly if your bow is a high poundage draw weight hunting bow. It is even more important if you are switching from a wrist strap - index finger trigger to a hand-held thumb release where you rotate your hand so that the back of the hand rests alongside of your jaw.



Curtis with his "string bow."

The easiest way to practice with a new release aid is with a "string bow." A string bow is just a simple string loop that is exactly the

distance of your draw length. I like to use a 58" boot lace, it is strong, nearly perfect in length for my 29" draw length (when tied into a loop) and about the same diameter as my bowstring. Simply tie the ends together in a two-strand overhand knot. This knot will become the "bow" where you will insert your thumb through the loop and rest the knot in the palm of your bow hand. Attach your new release aid to the other end of the loop and pretend you are shooting your bow. This exercise will help you become comfortable with both your new release and your new anchor point and you can practice with as many shots as you need to become comfortable and secure in your release.

Curtis



#### Competition Schedule

Check-in opens 1 hour before competition start.

#### SATURDAY - September 11

900 Round

9:45am Competition begins

#### SUNDAY - September 12

Double 300 Round

9:45 Competition begins

#### Competition Details

Events will be conducted in accordance with the following rules, modified by the NSGA (available at NSGA.com). **Recurve** - NAA

**Barebow Recurve** - USA Archery & NFA Barebow Recurve

**Compound Archery Styles** - NFAA

#### American 900 Round

- In Yards- 30 arrows at each distance of 60, 50 and 40 yards.
- 122cm 10 Ring FITA Face; NAA and NFAA Target Rules Apply
- There will be a lunch break after the second distance is shot.

#### Double 300 Round

- 40cm target (one spot or three spot)
- 60 arrows at 20 yards

**Recommended Dress Code** - White, Navy, or Khaki bottom; any color top. Please provide your own bow, arrows, shade and seating.

Registration starts July 15, 2021 Register at - [www.SDSeniorGames.org](http://www.SDSeniorGames.org)

For More Information - [SDSeniorGames.org](http://SDSeniorGames.org)  
Commissioner Kurt & Rose Hoberg (805)501-5666 or [vettenet@hotmail.com](mailto:vettenet@hotmail.com)



# CAL STATE SENIOR GAMES

HOSTED BY **SAN DIEGO** Senior Games



## Archery

SEPTEMBER 11 & 12, 2021

#### Venue:

Conejo Valley Archers  
Tournament Range 5100 Bennett  
Road

Simi Valley, CA 93063

Entry fee is \$35 per person

Event fee is \$10 per event

Deadline - September 3, 2021

#### Includes:

- Medals for 1st, 2nd & 3rd place in each age division
- T-Shirt

Sadly, I won't be attending - Editor

# Club Tournament News

John Downey - Club Tournament Chairman

We had another nice shoot in July, with a lot of nice scores turned in. Oscar Melendez is back in at the top based on his 564 handicapped score (539 scratch). Charles Neace had the second highest scratch score but had to settle for a tie for fifth with Norman Rice. Ain't handicaps a kick.

Name	Division	Scratch Score	Style	Handicap	Handicap Score
Oscar Melendez	A	539	FS	26	565
Justin Lerma	A	490	FS	74	564
Nathan Collins	Y	449	FS	111	560
Jeff Owens	A	336	TRAD	222	558
Charles Neace	A	516	FS	37	553
Norman Rice	GA	482	BHFS	71	553
Scott Leviant	A	501	FS	50	551
Jim Collins	A	457	BHFS	90	547
Terry Marvin	A	492	FS	52	544
Brian Carter	A	485	BHFS	51	536
Kurt Hoberg	A	444	FITA	90	534
James Stankovich	GA	245	LB	282	527
Tom Swindell	GA	248	TRAD	264	512
John Ritterbeck	A	502	FS	0	502
Curtis Hermann	GA	248	TRAD	249	497
Wendell Wright	GA	228	LB	269	497
Richard Silverio	A	111	BB	374	485
Joe Cavaleri	GA	122	LB	359	481
Cassandra Silverio	C	121	BB	358	479

**NOTE:** At the time I'm writing this you have just 1 month left (September) to qualify for a club trophy. To qualify for a range record trophy, you must have shot 5 club tournaments.

## Club Championship Trophy (Best Five Handicapped Scores)

We've had a few changes this month in the standings for this trophy. Oscar & Terry have swapped positions from last month and Brian has snuck in for 5th.

NAME	AVG OF BEST 5 SCORES	STYLE
Oscar Melendez	558.8	FS
Terry Marvin	555.2	FS
Charles Neace	555.0	FS
Scott Leviant	551.0	FS
Brian Carter	549.8	BHFS

## Perpetual Trophy (Best Ten Scratch Scores)

Oscar is still looking strong still to take this trophy home again come October. His lead is looking pretty hard to beat right now.

NAME	SCRATCH TOTAL	AVG SCORE	STYLE
Oscar Melendez	4743	527.0	FS
Charles Neace	4633	514.8	FS
Terry Marvin	4318	479.8	FS
Scott Leviant	3902	487.8	FS
Kurt Hoberg	3571	446.4	FITA



## Club Traditional Championship Trophy (Best Five Handicaped Scores)

Now that we have enough scores to post some standings for this trophy, things are starting to look really interesting. This race will probably go down to the wire. As more scores come in, the range of scores is getting tighter. With two more months of scores, this will change some.

Name	AVG of Best 5 Scores	Style
Curtis Hermann	499.2	TRAD
Joe Cavaleri	469.8	LB
Jeff Owens	467.8	TRAD
Tom Swindell	446.4	TRAD
James Stankovich	438.4	LB

## Golden Ager Trophy (Best Three Handicaped Scores)

Norman Rice (and his evil doppelgänger) are looking strong to take this trophy home again.

Name	AVG of Best 3 Scores	Style
Norman Rice	549.7	BHFS
Norman Rice	541.3	FS
Tom Swindell	513.0	TRAD

## To the CVA Membership,

We are very sad to report the passing of past club member Cory Riggs. Cory is the oldest son of Cher and Dan Riggs and brother to Tyler who are all members.

The CVA membership approved the donation of a grove of 50 trees to be planted in one of the National Forests in his memory.

Please read the attached link to see his obituary and to send any condolences. The family is asking that they do not receive any phone calls. Cory's memorial service will be held last Saturday in Texas.



Cory with his daughter Elizabeth, wife Laura, Mom Cher and brother Tyler. Cory's son Zander is not in the photo.

<https://www.allenfuneral.com/obituary/cory-riggs>

## ALL SCORES TO DATE

Name	Division	Scratch Score	Style	Handicap	Handicap Score	Date Shot
Bill Bachelor	A	461	BHFS	0	461	6/27/2021
Brian Carter	A	485	BHFS	51	536	7/25/2021
Brian Carter	A	517	BHFS	49	566	6/27/2021
Brian Carter	A	488	BHFS	58	546	5/23/2021
Brian Carter	A	494	BHFS	60	554	4/25/2021
Brian Carter	A	483	BHFS	64	547	3/28/2021
Brian Carter	A	480	BHFS	0	480	1/24/2021
Brian Carter	A	479	BHFS	0	479	12/27/2020
Carlos Parada	GA	210	LB	265	475	5/23/2021
Carlos Parada	GA	238	LB	269	507	3/28/2021
Carlos Parada	GA	469	FS	0	469	3/28/2021
Carlos Parada	GA	240	LB	0	240	2/28/2021
Carlos Parada	GA	194	LB	0	194	1/24/2021
Carlos Parada	GA	196	TRAD	0	196	11/22/2020
Cassandra Silverio	C	121	BB	358	479	7/25/2021
Cassandra Silverio	C	124	BB	0	124	6/27/2021
Cassandra Silverio	C	92	BB	0	92	5/23/2021
Charles Neace	A	516	FS	37	553	7/25/2021
Charles Neace	A	518	FS	37	555	6/27/2021
Charles Neace	A	509	FS	35	544	5/23/2021
Charles Neace	A	517	FS	34	551	4/25/2021
Charles Neace	A	524	FS	38	562	3/28/2021
Charles Neace	A	513	FS	41	554	2/28/2021
Charles Neace	A	503	FS	38	541	1/24/2021
Charles Neace	A	512	FS	0	512	12/27/2020
Charles Neace	A	521	FS	0	521	11/22/2020
Charlie Houghton	C	127	FITA	332	459	2/28/2021
Charlie Houghton	C	96	FITA	0	96	12/27/2020
Charlie Houghton	C	212	FITA	0	212	11/22/2020
Chef Robert Bogin	A	500	FS	0	500	5/23/2021

Chris Blackwell	YA	428	BHFS	100	528	3/28/2021
Chris Blackwell	YA	466	BHFS	100	566	2/28/2021
Chris Blackwell	YA	411	BHFS	113	524	1/24/2021
Chris Blackwell	YA	430	BHFS	0	430	12/27/2020
Chris Blackwell	YA	417	BHFS	0	417	11/22/2020
Connor Blackwell	A	471	FS	89	560	4/25/2021
Connor Blackwell	A	419	FS	94	513	3/28/2021
Connor Blackwell	A	459	FS	0	459	2/28/2021
Connor Blackwell	A	449	FS	0	449	1/24/2021
Curtis Hermann	GA	248	TRAD	249	497	7/25/2021
Curtis Hermann	GA	251	TRAD	250	501	6/27/2021
Curtis Hermann	GA	248	TRAD	250	498	5/23/2021
Curtis Hermann	GA	244	TRAD	246	490	4/25/2021
Curtis Hermann	GA	251	TRAD	246	497	3/28/2021
Curtis Hermann	GA	261	TRAD	242	503	2/28/2021
Curtis Hermann	GA	247	TRAD	0	247	1/24/2021
Curtis Hermann	GA	267	TRAD	0	267	11/22/2020
Erik Hammerquist	A	455	BHFS	0	455	3/28/2021
Erik Hammerquist	A	463	BHFS	0	463	12/27/2020
Gary Howerton	A	120	BB	0	120	12/27/2020
Gary Howertron	A	159	TRAD	0	159	3/28/2021
Jack Houghton	Y	361	FITA	194	555	6/27/2021
Jack Houghton	Y	310	FITA	223	533	5/23/2021
Jack Houghton	Y	283	FITA	235	518	3/28/2021
Jack Houghton	Y	251	FITA	255	506	2/28/2021
Jack Houghton	Y	264	FITA	265	529	1/24/2021
Jack Houghton	Y	209	FITA	0	209	12/27/2020
Jack Houghton	Y	214	FITA	0	214	11/22/2020
Jaclyn Howerton	A	259	BB	266	525	6/27/2021
Jaclyn Howerton	A	298	FITA	195	493	6/27/2021
Jaclyn Howerton	A	305	FITA	190	495	5/23/2021
Jaclyn Howerton	A	217	BB	276	493	5/23/2021



Jaclyn Howerton	A	345	FITA	187	532	4/25/2021
Jaclyn Howerton	A	210	BB	276	486	4/25/2021
Jaclyn Howerton	A	321	FITA	205	526	3/28/2021
Jaclyn Howerton	A	218	BB	285	503	3/28/2021
Jaclyn Howerton	A	312	FITA	217	529	2/28/2021
Jaclyn Howerton	A	217	BB	291	508	2/28/2021
Jaclyn Howerton	A	281	FITA	0	281	1/24/2021
Jaclyn Howerton	A	175	BB	0	175	1/24/2021
Jaclyn Howerton	A	195	BB	0	195	12/27/2020
Jaclyn Howerton	A	276	FITA	0	276	11/22/2020
James Stankovich	GA	245	LB	282	527	7/25/2021
James Stankovich	GA	195	LB	295	490	6/27/2021
James Stankovich	GA	181	LB	278	459	4/25/2021
James Stankovich	GA	197	LB	256	453	3/28/2021
James Stankovich	GA	263	LB	0	263	2/28/2021
James Stankovich	GA	260	LB	0	260	11/22/2020
Jeff Blackwell	A	437	BHFS	84	521	4/25/2021
Jeff Blackwell	A	463	BHFS	77	540	3/28/2021
Jeff Blackwell	A	467	BHFS	86	553	2/28/2021
Jeff Blackwell	A	463	BHFS	89	552	1/24/2021
Jeff Blackwell	A	427	BHFS	0	427	12/27/2020
Jeff Blackwell	A	459	BHFS	0	459	11/22/2020
Jeff Owens	A	336	TRAD	222	558	7/25/2021
Jeff Owens	A	274	TRAD	257	531	6/27/2021
Jeff Owens	A	241	TRAD	278	519	5/23/2021
Jeff Owens	A	469	FS	62	531	3/28/2021
Jeff Owens	A	203	TRAD	274	477	3/28/2021
Jeff Owens	A	489	FS	0	489	1/24/2021
Jeff Owens	A	197	TRAD	0	197	1/24/2021
Jeff Owens	A	489	FS	0	489	12/27/2020
Jeff Owens	A	254	TRAD	0	254	11/22/2020
Jim Collins	A	457	BHFS	90	547	7/25/2021

Jim Collins	A	433	BHFS	94	527	5/23/2021
Jim Collins	A	452	BHFS	102	554	4/25/2021
Jim Collins	A	444	BHFS	108	552	3/28/2021
Jim Collins	A	405	BHFS	106	511	2/28/2021
Jim Collins	A	426	BHFS	98	524	1/24/2021
Jim Collins	A	450	BHFS	0	450	12/27/2020
Jim Collins	A	435	BHFS	0	435	11/22/2020
Joe Cavaleri	GA	122	LB	359	481	7/25/2021
Joe Cavaleri	GA	81	LB	362	443	5/23/2021
Joe Cavaleri	GA	131	LB	360	491	4/25/2021
Joe Cavaleri	GA	109	LB	363	472	3/28/2021
Joe Cavaleri	GA	90	LB	372	462	2/28/2021
Joe Cavaleri	GA	120	LB	0	120	1/24/2021
Joe Cavaleri	GA	76	LB	0	76	11/22/2020
John Ritterbeck	A	502	FS	0	502	7/25/2021
Justin Lerma	A	490	FS	74	564	7/25/2021
Justin Lerma	A	479	FS	88	567	6/27/2021
Justin Lerma	A	437	FS	0	437	5/23/2021
Justin Lerma	A	434	FS	0	434	12/27/2020
Ken Downey	A	499	BHFS	52	551	5/23/2021
Ken Downey	A	490	BHFS	52	542	3/28/2021
Ken Downey	A	496	BHFS	52	548	2/28/2021
Ken Downey	A	500	BHFS	59	559	1/24/2021
Ken Downey	A	491	BHFS	0	491	12/27/2020
Ken Downey	A	467	BHFS	0	467	11/22/2020
Kevin Knebel	A	120	LB	0	120	3/28/2021
Kurt Hoberg	A	444	FITA	90	534	7/25/2021
Kurt Hoberg	A	466	FITA	87	553	5/23/2021
Kurt Hoberg	A	433	FITA	98	531	4/25/2021
Kurt Hoberg	A	454	FITA	90	544	3/28/2021
Kurt Hoberg	A	424	FITA	93	517	2/28/2021
Kurt Hoberg	A	465	FITA	88	553	1/24/2021

Kurt Hoberg	A	444	FITA	0	444	12/27/2020
Kurt Hoberg	A	441	FITA	0	441	11/22/2020
Marc Alabanzo	A	416	BHFS	0	416	6/27/2021
Mark Miller	A	515	FS	38	553	3/28/2021
Mark Miller	A	512	FS	40	552	2/28/2021
Mark Miller	A	510	FS	48	558	1/24/2021
Mark Miller	A	509	FS	0	509	12/27/2020
Mark Miller	A	481	FS	0	481	11/22/2020
Nathan Collins	Y	449	FS	111	560	7/25/2021
Nathan Collins	Y	414	FS	132	546	4/25/2021
Nathan Collins	Y	400	FS	143	543	2/28/2021
Nathan Collins	Y	372	FS	0	372	1/24/2021
Nathan Collins	Y	373	FS	0	373	12/27/2020
Norman Rice	GA	482	BHFS	71	553	7/25/2021
Norman Rice	GA	467	BHFS	74	541	6/27/2021
Norman Rice	GA	464	BHFS	73	537	4/25/2021
Norman Rice	GA	475	BHFS	80	555	3/28/2021
Norman Rice	GA	461	FS	74	535	3/28/2021
Norman Rice	GA	488	FS	69	557	2/28/2021
Norman Rice	GA	457	FS	75	532	1/24/2021
Norman Rice	GA	470	BHFS	0	470	1/24/2021
Norman Rice	GA	479	FS	0	479	12/27/2020
Norman Rice	GA	464	FS	0	464	11/22/2020
Oscar Melendez	A	539	FS	26	565	7/25/2021
Oscar Melendez	A	515	FS	28	543	6/27/2021
Oscar Melendez	A	531	FS	25	556	5/23/2021
Oscar Melendez	A	529	FS	30	559	4/25/2021
Oscar Melendez	A	529	FS	30	559	3/28/2021
Oscar Melendez	A	177	TRAD	0	177	3/28/2021
Oscar Melendez	A	510	FS	28	538	2/28/2021
Oscar Melendez	A	531	FS	24	555	1/24/2021
Oscar Melendez	A	535	FS	0	535	12/27/2020



Oscar Melendez	A	524	FS	0	524	11/22/2020
Rachel Howerton	A	341	BB	210	551	6/27/2021
Rachel Howerton	A	404	FITA	141	545	6/27/2021
Rachel Howerton	A	368	FITA	161	529	5/23/2021
Rachel Howerton	A	285	BB	228	513	5/23/2021
Rachel Howerton	A	380	FITA	156	536	4/25/2021
Rachel Howerton	A	269	BB	227	496	4/25/2021
Rachel Howerton	A	271	BB	228	499	3/28/2021
Rachel Howerton	A	330	FITA	162	492	3/28/2021
Rachel Howerton	A	290	BB	242	532	2/28/2021
Rachel Howerton	A	386	FITA	0	386	2/28/2021
Rachel Howerton	A	264	BB	261	525	1/24/2021
Rachel Howerton	A	358	FITA	0	358	1/24/2021
Rachel Howerton	A	217	BB	0	217	12/27/2020
Rachel Howerton	A	222	BB	0	222	11/22/2020
Ramon Barajas	A	442	BHFS	0	442	7/25/2021
Ramon Barajas	A	465	BHFS	0	465	6/27/2021
Richard Silverio	A	111	BB	374	485	7/25/2021
Richard Silverio	A	78	BB	0	78	6/27/2021
Richard Silverio	A	90	BB	0	90	5/23/2021
Robert Tsubota	A	418	BHFS	0	418	1/24/2021
Sarah Dakin	A	353	BHFS	164	517	6/27/2021
Sarah Dakin	A	392	BHFS	168	560	5/23/2021
Sarah Dakin	A	320	BHFS	186	506	3/28/2021
Sarah Dakin	A	338	BHFS	182	520	2/28/2021
Sarah Dakin	A	324	BHFS	192	516	1/24/2021
Sarah Dakin	A	335	BHFS	0	335	12/27/2020
Sarah Dakin	A	301	BHFS	0	301	11/22/2020
Scott Leviant	A	501	FS	50	551	7/25/2021
Scott Leviant	A	502	FS	58	560	6/27/2021
Scott Leviant	A	492	FS	61	553	5/23/2021
Scott Leviant	A	468	FS	69	537	4/25/2021

Scott Leviant	A	492	FS	62	554	3/28/2021
Scott Leviant	A	463	FS	62	525	2/28/2021
Scott Leviant	A	495	FS	0	495	1/24/2021
Scott Leviant	A	489	FS	0	489	12/27/2020
Terry Marvin	A	492	FS	52	544	7/25/2021
Terry Marvin	A	488	FS	54	542	6/27/2021
Terry Marvin	A	506	FS	55	561	5/23/2021
Terry Marvin	A	485	FS	78	563	4/25/2021
Terry Marvin	A	483	FS	78	561	3/28/2021
Terry Marvin	A	419	FS	81	500	2/28/2021
Terry Marvin	A	484	FS	63	547	1/24/2021
Terry Marvin	A	476	FS	0	476	12/27/2020
Terry Marvin	A	485	FS	0	485	11/22/2020
Tom Sheppard	GA	62	SB	0	62	12/27/2020
Tom Sheppard	GA	90	TRAD	0	90	11/22/2020
Tom Swindell	GA	248	TRAD	264	512	7/25/2021
Tom Swindell	GA	192	TRAD	256	448	6/27/2021
Tom Swindell	GA	252	TRAD	242	494	5/23/2021
Tom Swindell	GA	277	TRAD	256	533	4/25/2021
Tom Swindell	GA	245	TRAD	0	245	3/28/2021
Tom Swindell	GA	207	SB	0	207	2/28/2021
Tom Swindell	GA	199	TRAD	0	199	1/24/2021
Wendell Wright	GA	228	LB	269	497	7/25/2021
Wendell Wright	GA	209	LB	274	483	6/27/2021
Wendell Wright	GA	236	LB	285	521	5/23/2021
Wendell Wright	GA	206	LB	0	206	4/25/2021
Wendell Wright	GA	172	LB	0	172	3/28/2021

## ADOPT-A-TARGET (CVA Roving Range)

Most of our target lanes have been adopted. If interested in adopting one you can contact one of the Board Members.

Jbd

Target	Distance	Adopter
1	35 yrd. fan field 36 yrd fan hunter	Ben Shirley
2	30 yrd. field 32 yrd hunter	Ben Shirley
3	20 yrd. field 19 yd walk-up hunter	Tom Swindell
4	35 ft. walk-up field 11 yrd hunter	Luttrell Family
5	80 yrd. walk-up field 70 yrd. walk-up hunter	Norm Rice
6	25 yrd field 28 yrd. fan hunter	William Bachellar
7	55 yrd field 53 yrd walk-up hunter	Jim Collins
8	45 yrd walk-up field 44 yrd hunter	Jim Collins
9	15 yrd. field 15 yrd. walk-up hunter	Ron Riley
10	65 yrd. field 64 yrd. walk-up hunter	Brian Carter
11	40 yrd field 40 yrd. Hunter	Norm Rice
12	60 yrd field 58 yrd. walk-up	Jackie Rice
13	45 yrd field 23 yrd. walk-up hunter	Tom Roberts
14	50 yrd. field 48 yrd walk-up hunter	Mike Chase
15	45 yrd. walk-up field 44 yrd. hunter	JOAD Parents

16	50 yrd. field 48 yrd. hunter	Tom Sheppard and Wendell Wright
17	20 yrd field 19 yrd. walk-up hunter	JOAD Parents
18	80 yrd. walk-up field 70 yrd walk-up hunter	Jake Anderson w John Somers & Jonathan Sylvester
19	55 yrd. field 53 yrd. walk-up hunter	Marc Albanza
20	25 yrd. field 28 yrd. fan hunter	Ruthie Haskins
21	35 yrd. fan field 36 yrd fan hunter	
22	30 yrd. field 32 yrd. fan hunter	Phil Bruno
23	35 ft. walk-up field 11 yrd. Hunter	Steve Mahoney
24	45 yrd. field 23 yrd. walk-up hunter	William Bachellar
25	65 yrd. field 64 yrd. walk-up hunter	Curtis Perry
26	60 yrd field 58 yrd. walk-up	Jeffrey Del Bosque & Catherine Cavadini
27	15 yrd. field 15 yrd. walk-up hunter	Jeff Blackwell
28	40 yrd. field 40 yrd. hunter	Thomas Cayia
	20 yd practice butts running pig	Thomas Cayia



## YOUR CVA OFFICERS

<b>BOD Member</b>	<b>Position</b>	<b>E-Mail</b>	<b>Phone</b>
Kurt Hoberg	President, Coach	<a href="mailto:president@cvarchers.com">president@cvarchers.com</a>	805-552-9934
Cathy Linson	Vice President	<a href="mailto:vicepresident@cvarchers.com">vicepresident@cvarchers.com</a>	805-791-5102
Scott Leviant	Secretary, Tournament Range Chairman, Coach	<a href="mailto:secretary@cvarchers.com">secretary@cvarchers.com</a>	213-590-6370
Genevieve Ivie	Treasurer, Instructor	<a href="mailto:treasurer@cvarchers.com">treasurer@cvarchers.com</a>	805-657-9742
Mike Keena	Board Member, Field Range Captain, 3D Range Captain	<a href="mailto:mkeena@cvarchers.com">mkeena@cvarchers.com</a>	805-527-4585
Kevin Cloepfil	Board Member		805-390-1059
Bill Davis	Board Member, Instructor		805-208-7002
David Jockisch	Board Member, Publicity Chair	<a href="mailto:davidjockisch@yahoo.com">davidjockisch@yahoo.com</a>	
Erik Hammerquist	Board Member	<a href="mailto:emammerquist@outlook.com">emammerquist@outlook.com</a>	818-515-4465
Brian Carter	Board Member, Instructor	<a href="mailto:reiadvisor@yahoo.com">reiadvisor@yahoo.com</a>	818-232-1580
Clark Pentico	Previous Club President	<a href="mailto:clarkp@cvarchers.com">clarkp@cvarchers.com</a>	805-630-1749
Ken Downey	JOAD Program - Lead Coach	<a href="mailto:ken.downey@cvarchers.com">ken.downey@cvarchers.com</a>	805-231-6135
John Downey	Newsletter Editor, Club Tournament Chair, Coach	<a href="mailto:editor@cvarchers.com">editor@cvarchers.com</a>	805-527-4894
Bonnie Marshall	Membership Chair, Coach		805-379-8721
Noah Barlow	Volunteer Hours Coordinator		
Richard C. Silverio	Volunteer Hours Coordinator, Instructor	<a href="mailto:richardcsilverio@yahoo.com">richardcsilverio@yahoo.com</a>	818-442-5182

# **CONEJO QUIVER**

**September 2021 Issue**



**The next Club Shoot and General Meeting (at 11:30am) will occur per our normal schedule on September 26. Please wear an appropriate protective face covering while on the range and during the meeting if you haven't already received your COVID-19 vaccinations.**

## FROM THE EDITOR

John Downey, Editor

Welcome everyone to the September issue of the *Conejo Quiver*. Most of our “irregulars” are back with items of interest for you.

Of special interest this month, is the “Bios” for the folks running for the Club Board. Check the Bios out and remember to vote. You should have received an email with instructions on how to electronically vote already. It is quick and painless (took me about three minutes to vote). More information on this inside.

Curtis has another great article for you this month, “**FOCUS AND INTENT IMPROVES SCORE, DISTRACTION RESULTS IN A POOR SCORE**”. Any of us who has ever found their mind drifting off to “La-la land” when shooting will find something to think about.


The October Zombie Fun Shoot is right around the corner on October 3<sup>rd</sup>, 2021. You want to mark your calendars for this (see flyer inside).

We also have the annual CVA club banquet and awards ceremony at the end of October (info on this as well inside). President Kurt will be setting up some special targets for you shoot that morning. You’ll definitely want to make plans to shoot and attend the afternoon banquet and awards ceremony.

### NOTE:

The end of the CVA club year is rapidly approaching, and we be changing locks soon (see Bonnie’s article on it so you can swap out your key).

John Downey  
Editor



## FROM THE DESK OF THE PRESIDENT

Kurt Hoberg

### CVA Range News

**Overall Range News:** All bales have been replaced on the range, so those field shooters should be enjoying the nice tight bales, hopefully the bales last a while!

**CVA Lease Renewal:** The county will be putting together a draft of the lease document for CVA’s review. I’ll be reaching out to them this month to move that process forward, so we sign in ample time before our early 2022 lease expiration.

**NFAA Charter / Range Inspection:** Late August we had our inspector out, and of course with the range looking as good as it does, we passed with flying colors. We are still a five-star rated NFAA field range. All the hard work our volunteers have put into the range paid off, thanks everyone!

**Public Session:** Last month I wrote about my concerns about the Public Session and the coaching / instructor staff that we need to offer the program. I’m happy to state that CVA has stepped up! We’ve been able to continue to offer the Public Session, which is very popular, as our instructors have been volunteering and helping. I offer my heartfelt thanks!

I’ve also been chatting with a couple of CVA members that would like to help me in restarting the 11am Saturday 300 round. After my competition season ends in October, I’m going to kick off the shoot again and train up some ‘deputies’ to help.

### Tournament News

Be sure to check the USA Archery schedule, the CBH newsletter, and social media for status of a scheduled shoot. Schedules seem to change frequently, and often at the last minute.



Please click the links below for more info if you are interested in shooting these tournaments:

- CA Archery is using the USA Archery WEB site to schedule tournaments. Browse to <https://www.usarchery.org/events/find-an-event> to find and schedule out the event of interest.
- CBH/SAA: <https://www.cbhsaa.net/EventCalendar>
- Huntsman Senior Games: <https://seniorgames.net/>.

### **San Diego Senior Games Qualifier**

As luck would have it, I fell sick the week before the Games were scheduled to occur at CVA. As I'm the tournament director for this shoot, I honestly thought the event would have to be canceled. In an effort to keep things on track, I reached out into our club asking for help and volunteers.

Of course, CVA stepped up! I want to thank the following individuals for jumping in to volunteer in my absence. If I missed you, I apologize, thank you to you too!

- Ken Downey – striping the range and DOS on Saturday
- Scott Leviant – DOS on Sunday
- Brian Carter – gopher! He came to my house and picked up the tournament electronics
- Kevin Cloepfil – all around get it done guy!
- Mike Keena – field setup and teardown
- Bonnie Marshall – registration, awards, and keeping everyone informed and on task

If you are interested in learning more about the National Senior Games, browse to <https://nsga.com/>

### **USA Archery Level 1/2 Instructor Course**

USA Archery has changed the format for the L1/L2 course. The new delivery format is an online training that the student can schedule

and take, followed by a one or two day practical (L1 vs. L2) that will be scheduled by a Certified L1/L2 Instructor.

Students that are interested in certification can take the online courses currently, they are offered and managed through USA Archery's WEB site at <https://www.usarchery.org/coaches/find-a-course>

Once you have completed the online course, you are eligible to take the practical portion of the course to complete your certification. I'll be delivering the practical aspects of the course, L1 and L2.

As my tournament schedule nears the end for the year, I'm considering a November timeframe for the practical. I'll keep all of you informed as the date gets closer and will update with the scheduling when ready.

If you would like to be included in the class, send me an email at [president@cvarchers.com](mailto:president@cvarchers.com)

### **Range Security**

If you are leaving the range, lock the gate. If you are coming onto the range, lock the gate behind you. If you are unsure if you should lock the gate – lock the gate.

All club members must do their part to secure our range.

See you on the range!

Your President,

Kurt

Remember, archery is easy. Shoot a 10, do it again!



## FROM THE DESK OF THE VP

Cathy Linson



### WORK HOURS COORDINATION TEAM

It took some effort but we have a great team in place to communicate work available and track hours worked for the club. Richard Silverio has done a great job sending out emails, helping people get their questions answered and managing the sign-up system. Behind the scenes, Noah Barlow and Dennis McKaig are logging hours so we can get the information posted in a timely manner. Also, behind the scenes, Kevin Cloepfil has directed many members to work that needed to be accomplished and could be done on their own schedule. The result was that everyone who wanted to put in hours for the club were able to do so and much work was accomplished. Thank you all for your efforts this year. If any member has suggestions about how we can improve please talk to or email any of the team members, now that we have things lined out, we can start working to improve.

### HOURS WORKED

I wanted to take a moment and thank everyone for all the hours worked this year, we had less weed abatement because we had less rain and were able to catch up on some routine maintenance items that tend to be forgotten. Super bloom year, 2018-19 Club Year, still takes the prize for most hours worked with 6846 but as a club we put in a total of 6591 hours. This year Kurt and Rose Hoberg put in the most hours for a family membership with 421 hours followed by Cathy and Shen Linson at 349 hours. Mike Keena ad the most hours for a single membership with 343 hours, no surprise for the range captain. Our Lead Coach for the JOAD program, Ken Downey, also a single membership had 254 hours. I would be remiss if I did not mention that a new single member, Arthur Robertson, managed to get 96 hours in 4 short months.

As I look at the hours worked for the year, I see some patterns. First many of the folks supporting the public session are putting in way too many hours because they have to not because they always want to. That was a major factor in the number of hours for the Hobergs and the Linsons as well as a number of others, we need to continue to work to spread that load by training additional people to help. Second, the increase in required hours was definitely the right choice for the club. We had well attended work parties on all ranges; in past years it has been the same 10 people at every work party while this year we had both many repeat attenders but also new faces. We also have more people asking for things to do outside the work parties. All in all, a great year with the range ending up in better shape than ever.

We only have until the end of September to make sure the hours we have recorded for each membership are correct. Please look at the table below and let us know if you have any questions or concerns about the number of hours we have for you.

Membership	Sum of Hours	Required Hours	Hours Remaining
Alabanza, M.	3.75	0	0
Alvarez, R.	2.5	24	21.5
Bacheller, W.	42.5	24	0
Bailey, J.	58.5	32	0
Barajas, R.	31.25	24	0
Barlow, N.	48.5	48	0
Beauvoir, D.	24.25	24	0
Bellante, M.		24	24
Bennett, J.	37.5	24	0
Blackwell, J.	56	48	0
Bombardier, B.	167.5	0	0
Bond, K.	50.25	48	0
Bowler, A.	16.5	16	0

Braddock, R.	1	14	13
Bruno, P.	39.5	24	0
Buschow, E.		48	48
Carpenter, R.	53.5	48	0
Carter, B.	86	48	0
Cash, R.	48	48	0
Cavaleri, J.	12	12	0
Cayia, T.	14.25	12	0
Chase, M.	24	12	0
Chen, B.	28.25	0	0
Cloepfil, K.	154.5	24	0
Cloepfil, R.	42.75	24	0
Collins, K.	53.5	48	0
Dakin, S.	14	24	10
Davis, B.	41.5	30	0
Delbosque, J.	75	48	0
Deshpande, S.	24.25	24	0
Downey, J.	195.25	0	0
Downey, K.	255	24	0
Erickson, E.		24	24
Evans, L.	24	24	0
Feldt, B.	12	12	0
Fielding, J.	10	8	0
Fitzgerald, T.	6	0	0
Freeson, R.	3	32	29
Garand, W.	32.5	16	0
Garces, L.	8.25	8	0
George, R.	2.5	16	13.5
Getzen, G.	28.25	24	0
Greene, M.		24	24

Guthrie, E.	14.75	12	0
Halstead, J.	48	48	0
Hammerquist, E.	47	24	0
Haskins, R.	16	16	0
Herbst, A.	14.5	24	9.5
Hermann, C.	108	12	0
Hersh, D.	69.5	48	0
Hoberg, K.	420.75	48	0
Houghton, G.	254.75	24	0
Howerton, G.	25	24	0
Howerton, J.	48	24	0
Howerton, R.	43.5	24	0
Ivie, G.	189.5	48	0
Jenkins, R.	4	12	8
Jockisch, D.	81.55	48	0
Jones, L.		24	24
Keena, M.	342.5	12	0
Keena, S.	24	24	0
Kenney, R.	24	24	0
Knebel, K.	130.75	24	0
Krovitz, D.	10.75	48	37.25
LaFontaine, G.	52	48	0
Leviant, S.	131	48	0
Linson, C.	349	48	0
Litwin, E.	4	12	8
Luttrell, R.	58.75	32	0
Lutz, C.		24	24
MacDonald, N.	36.25	24	0
Mahoney, S.	35	24	0
Maitre, M.		14	14

Marshall, B.	204.75	24	0
Mason, R.	18	12	0
Mathis, S.	6	20	14
McClellan, R.	27	24	0
McKaig, D.	19.5	12	0
Meiers, M.	4	4	0
Monroe, J.	34.75	24	0
Monroe, T.	24.75	24	0
Muntz, C.		12	12
Nadalet, D.		20	20
Newcomer, B.	117.5	24	0
Normond, N.	30	24	0
Orzel, N.	24	24	0
Padilla, K.		24	24
Parry, C.	24.5	24	0
Perry, C.	48	48	0
Price, S.		24	24
Ramos, R.	48	24	0
Randazzo, D.	48	48	0
Rice, N.	12.5	12	0
Rich, M.	36	20	0
Richter, B.	49	48	0
Riggs, C.	48.5	48	0
Riley, R.	51.5	48	0
Ritterbeck, J.	6	6	0
Roberts, T.	17.75	12	0
Robertson, A.	96.25	4	0
Rodriguez, J.	12	12	0
Rohrer, B.	35	16	0
Rose, N.	48	48	0

Ruano, J.	25.25	24	0
Schrempf, D.	20.3	16	0
Sharma, G.	29.5	24	0
Sheppard, T.	111.5	12	0
Shirley, B.	14	12	0
Silverio, R.	117.25	48	0
Smith, G.	26	24	0
Sperling, P.	13	12	0
Staiti, J.	41.5	24	0
Steinwender, M.	8.5	4	0
Swindell, T.	23.5	12	0
Tanger, B.	217.25	48	0
Thurber, C.	17	12	0
Tischler, J.	50	12	0
Tsubota, R.	26.5	24	0
Urbina, R.	24	24	0
Vallejo, O.	54	48	0
VanScoy, S.	13.5	0	0
Varnes, K.	54.5	48	0
Warren, D.	30.5	12	0
Wright, W.	98.5	24	0
Wykoff, M.	14.5	12	0
Yanofsky, J.	28	28	0
Zimmerman, R.	33.25	24	0
Grand Total	6590.85	3144	425.75

See you at the range,  
Cathy Linson  
805-791-5102  
vicepresident@cvarchers.com

## MEMBERSHIP CORNER

Bonnie Marshall

### September 2021 Anniversaries

28 years - Justin Huish

23 years - John Downey

23 years - Ken Downey

17 years - Brandon Newcomer

16 years - Kurt and Rose Hoberg

8 years - William Davis and family, Richard Mason

5 years - Genevieve Ivie

5 years - Matt Ivie

5 years - Jim Collins and family

3 years - Adam Tischler, Heidi Vass and family

2 years - Dennis McKaig

1 year - Robert Turner

Congratulations to many of our long timers and we hope to see all our newer members in so many years too!



Voting takes less than a minute. There are two links in the email. The first one has a password and user ID that you have to input. The second link is a direct link to your personalized ballot. I recommend you just use that second link as it is much easier and secured also. After you vote you will get an email confirmation that your vote was received.

That's it!

- Online voting closes at 6pm on Saturday September 25, 2021.
- Mail-In ballots must be received at the post office by Thursday September 24, 2021.
- Hand delivered ballots must be turned in by the start of the General Membership Meeting on Sunday September 26, 2021, at 11:30am.

If you want to vote with a paper ballot you must reply immediately to this email to request this.

The officers of this Club shall be elected each year in September and shall take office the first meeting in October. Officers shall hold office for one year and until their successors are elected and installed in office. Directors shall be elected for staggered two (2) year terms; three (3) in each even numbered year (to be served during the ensuing odd numbered year), and three (3) in each odd numbered year (to be served during the ensuing even numbered year).

The treasurer is an appointed position.

The following individuals have accepted a nomination to run for the 2021-2022 Board Elections, as follows:

#### Officers

- President – Kurt Hoberg
- Vice President – Cathy Linson
- Secretary – Scott Leviant

## ELECTIONS!!! Time to vote NOW!

All voting will again be done through our online service 'Simply Voting'. The site is extremely easy to use for voting and reporting. This is all done via email so make sure that we have your updated email! If you are a family type membership, you get two votes, but I must have two separate emails to send to.

All personalized ballot links have been sent out. If you have not received an email ballot, then there is an issue with your email, and you must contact Bonnie Marshall IMMEDIATELY to rectify the issue.



## Directors

- Richard Carpenter
- Brian Carter
- Erik Hammerquist
- David Jockisch
- Richard Silverio

\*\*Please do not write in any of the following, as they have one year left on their two-year Board term:

Bill Davis, Kevin Cloepfil, and Mike Keena.

Participate and VOTE!

Bonnie  
bmarshall79@gmail.com

# LOCKS CHANGING/MEMEBERSHIP RENEWALS

**\*\*\*\*October\*\*\*\***

Along with membership renewals, there will be the changing of the locks. The CVA gate locks will be changed out on Friday October 1st. The range will be closed at noon. All members must be offsite.

Membership renewals and key exchanges will commence the next day on the range at the kitchen.

Options for membership renewals/key exchanges are:

## 1. MAIL IN OPTION\* – include:

- A signed waiver for each archer on the membership

- A signed Membership Agreement
- A copy of your driver's license for SGA and FGA memberships
- A copy of Fall class registration for Student Memberships or any full-time student up to age 24, staying on a Family Membership
- Note any contact or address changes
- Tape your old key to and index card ( add \$5 to your renewal if you have lost your key)
- A signed renewal check
- Mail all items to:

**Conejo Valley Archers PO Box 3982, Thousand Oaks, CA 91359**

\*You still will have to pick up your key at the range but can use the "Fast Pass" lane and just pick up your key!

## 2. EXCHANGE at the RANGE

Please see the schedule below for all dates that the exchanges will be done **AT THE RANGE.**

All exchanges on Saturdays will be from **9:00 am to 1pm ONLY.**

I **CLOSE** at 1pm. Make sure to have all listed items above, ready for renewal. Cash, check, credit cards accepted.

**\*\*Processing will be done at the office/kitchen bin on:**

- Saturday October 2
- Sunday October 3 – after registration at the Zombie Shoot!
- Saturday October 9
- Saturday October 16
- Saturday October 23
- Sunday October 24 – End of Year Banquet/General Meeting
- Saturday October 30 - Halloween Shoot and BBQ at Public Session

\*\*After this date I cannot accept renewals at the range and memberships must be mailed in or completed after any General

Meeting, or after registration at any club tournament. Keys can only be picked up at the range.

**WE DO NOT MAIL OUT KEYS!**

### 3. Call in payment – Easiest Option!!!

Call Bonnie at 805-427-5399 to pay by Credit Card (Please call before 10pm)

Bring all required items as per #1 above to the range to pick up your key

Use the “Fast Pass Lane” for this also!

Membership Renewal Fees

**Family** - spouses and minor children up to age 18 years and full-time students with proof of class registration up to age 24 = \$160

Maintenance Fee = \$600 or 48 hours

**Single** – includes one adult age 18 years and over = \$130

Maintenance Fee = \$300 or 24 hours

**Student** – includes any full-time student over 18 years, with proof of fall class registration

Maintenance Fee = \$300 or 24 hours

**Senior Golden Ager (SGA)** – includes one adult 65 years or older with copy of driver’s license

Maintenance Fee = \$180 or 12 hours

**Family Golden Ager (FGA)** = spouses with one being aged 65 years or older with copy of driver’s license

Maintenance Fee = \$360 or 24 hours

We have strived to make renewing as easy and convenient as possible with 7 opportunities at the range and mailing in. We hope that everyone will renew as soon as possible. Remember your renewals are part of the club budgeting and having all members renew in a timely manner helps us to plan for this new club year.

Thanks for supporting our club!!

Bonnie Marshall  
Membership Chair

[bmarshall79@gmail.com](mailto:bmarshall79@gmail.com)

## Interesting Old Woodblock Print



# CANDIDATE BIO'S

## Kurt Hoberg

### Candidate for President of Conejo Valley Archers

Dear CVA Members,

As a member of CVA and its current President, I'm running for my eighth term in office. For those of you that might not know me, I'd like to take a moment to introduce myself.

My family has lived in Moorpark since 2003 and we've been CVA Club Members since 2006. I've been shooting archery for 15+ years and my primary style is Olympic style recurve (I also dabble in traditional and barebow styles) and complete in many USA Archery and CBH sanctioned events. Pre-COVID (when we could hold tournaments!), I shot well enough to be ranked first in State in the Masters Division and have won many State and National events. I'm a USA Archery Certified Level 3 Coach and assist during our weekly Saturday Open Public Sessions. I also serve as a Board member of the State Archers of California, the USA Archery affiliated body that manages sanctioned California State Tournaments. I'm an archery enthusiast – if it shoots arrows, I'm interested.

We have had many exciting updates and changes to the range while I've been the President of the club. To list some major events, our Public Session range is a key part of our clubs' offering to the public and has expanded from its inception from a handful of archers shooting at couple of stacked haybales, to the Public Session range and program we all know today. Our Field Range continues to impress with its challenging shots and was certified as a NFAA 5-Star Range in 2019. We have a formal Junior Olympic Archery Development (J.O.A.D) program, held each Saturday on our 40 lane Tournament range, where youth archers are coached in the sport. The club offers one of the few full-time, permanent 3D Ranges in California, which never fails to garner praise from club members and guests alike. Based on the conversations I've had with other club leaders both domestically and worldwide, our facility is unique in the diversity of ranges we offer our club members, including our Club's ability to fund and keep the range operational to such a high level. When I describe what we have,

show our WEB site, maps, programs, and pictures, I've seen other club leaders actually turn green with envy!

Which begs the question – why should you vote for me? My continued focus has always been CVA's members, listening to your feedback so we can continue to improve the range. I was a CVA Board member for four years before being voted in as the Vice President, then President, and know the processes to move member's ideas through our club's leadership. I've personally drafted several club policies and worked with the Board of Directors to ratify them. I have worked closely with Ventura County, who we lease our property through, to keep the lines of communication open and am actively working on our Club's lease renewal. My tournament shooting has provided the opportunity for me to represent CVA with the leaders of other clubs in our area, other states, and the world. To my surprise, my tournament shooting has evolved to me be asked to run for, then being elected to the Board of Directors of the State Archers of California.

In short, I'm passionate about the sport and will bring that passion to CVA's next exciting year.

See you on the range!

Kurt Hoberg

## Cathy Linson

### Running for Vice President

How many years a member: 7 years

How many years shooting: I shot as a kid and these past 7 years have enjoyed supporting my daughter's shooting

Previous/active positions held: I have been Vice President for the past year and was previously a Board Member and Required and Volunteer



Hours Coordinator for 3 years. As the Hours Coordinator I tracked all hours worked, organized sign ups so that all positions would be filled at tournaments and other events and communicated with members.

Archery experience/who are you: I have helped out at the Public Session for 6 years; wrote the Lane Clearing Protocols for the Field Range to help new adopters know what is expected; participated in many work parties; worked many tournaments; managed the tracking of coaches and instructor's certifications; and organized homeschool archery classes.

What can you bring to the CVA Board in the position you are running for: Organization and systems development to streamline processes; strong communication skills and willingness to take on tasks to help decrease the work load of the president.

## **David Jockisch** Candidate for the Board



It is hard to believe that it has been another 2 years. COVID has definitely made the years melt away. With another election cycle here, I am excited to throw my hat in the ring again, for the second time, representing your voice on the Board to provide oversight and direction to this club that we love.

I started the club in June of 2017, having spent the previous six months determining if this was a past time that my daughter Jaiden and I could do together, and if this was the type of community that was appropriate for my family, specifically my daughter.

As a non-member family, my daughter and I took part in the Saturday Public Sessions, the work parties, and volunteering at the Police Fire Games. These times proved to be invaluable to us, in that we were generously welcomed into this community, where we learned the sport of archery, my daughter was gifted archery equipment, I was able to hone a skill that I enjoyed as a kid, and we grew to truly love this club and all that it entails: the sport, the range, and most importantly the people.

Many of you know me from my emails promoting the club archery events as the Publicity Chair, or you may have seen me at the work parties doing odd jobs from haybales to digging out culverts or making pancake breakfasts. Some of you may have seen my daughter at the work parties either driving the Polaris or riding on the trailer.

I don't know if platforms are expected, but my intention and goal is to leave the club better than I found it, that it is solvent and will continue into the future, and to make this club a welcoming place for all to come and learn the sport of archery: Like it was for me.

My name is David Jockisch and I am humbly asking for your vote to continue to work for and give back to this club.

## **Richard Carpenter** Candidate for the Board

Background:

I retired from 44 years in the Information Technology industry and have been a club member since 2004. I have held roles in the club of board member; Tournament chair; Editor; Vice President; and President. I have been coaching archery at the public program since 2006. Before that I coached competitive skating.

Hobbies:

Motorcycle riding; archery; skating; backpacking; and cycling.



The reason I want to be on the board is to continue to help the club grow and prosper. As with many clubs we face challenges with growing and keeping the club membership, getting projects completed, keeping and growing our tournaments. Promoting our club within the broader archery community.

Some of the things I would like to see come to fruition is a way for us to have covered archery when weather is bad, retractable shade for shooting at public session. Creating a league shooting program. Help get some kind of intermural competitions with the clubs of SoCal going.

Now that I am retired, I have more time to devote to these and other kinds of archery related activities.

I feel I bring a wealth of knowledge and experience to the role of board member.

Richard Carpenter

## **Brian Carter**

### **Candidate for the Board**

Dear CVA members,

As I approach my three-year anniversary with CVA, I am grateful for having found my new passion, archery, and such an amazing club where I get to experience this sport alongside so many great people. My journey over the past three years quite honestly took me by surprise. I first came to the range with my youngest daughter as she was interested in learning to shoot. We took a private class with Bill Davis and I was immediately hooked. In addition to shooting my compound bow, I recently took up recurve so I could compete in the most recent Traditional Challenge.

Since joining the club, I have competed in several tournaments, adopted a lane, obtained my Level 2 Instructor Certification, and participated in numerous work parties far exceeding the minimum required hours. Every time I step onto the range, I feel so privileged to have a place where I can escape the stress of life and enjoy the outdoors doing what I love.

Why should you vote for me? My reason for maintaining my seat on the board is simple. I want to contribute in any way I can to ensure that the club continues to thrive. There are three critical success factors that I believe are essential to a healthy club:

- 1) Financial stability (fundraising events, membership retention and growth, etc.)
- 2) Range maintenance (a well-kept range increases opportunities and adds value for club members)
- 3) Member engagement (serving within the club, advocates and promoters outside)
- 4) Balanced representation of all shooting styles.

My goal is to work with the board and identify areas of opportunity to improve in each of the above areas. We have something special at CVA and as stewards of the range we all need to do our part to ensure that the club is around for years to come.

Sincerely,

Brian  
Carter



**805.581.1671**

**2150 Agate Court • Simi Valley, CA 93065**

## Richard Silverio

### Candidate for the Board

**How Many Years as a member:**

4 Years

**Current/Previous Positions Held:**

I am currently the Volunteer Coordinator in charge of Communications and a Level 1 USA Archery instructor and I have been assisting running the line during our Saturday Public Sessions. I am currently working on getting my level 2 USA Archery instructor certification and hoping to do more for our club. Along with my daughters, Cassandra and Chloe, we also do a lot of volunteer work including range beautification, maintenance and cleaning up at our facility covering our 28-target field range, 3D range and public session area. We also help out, doing volunteer work from time to time on events/tournaments that take place at Conejo Valley Archers.

**Archery Experience:** I started to do archery on March 3, 2018 after my cousin invited me to try it out for the first time at his home range at Racho Park Archers. Since that club was quite far from where I live, my cousin introduced and took me to Conejo Valley Archers a few weeks later in one of the public sessions as a non-club member. After a couple of visits during Public Session, I decided that archery is a sport that I wanted to get into and to join the club as a full pledge member, officially became a member by September of that year. Being a new archer at that time, I was told to not invest too much money on equipment, just to make sure that I love the sport first. I did not listen to that advice, and I purchased my first



recurve and decided to put a little bit of cash into my equipment - I got me a Gillo G2 with 22 lbs. SF limbs and decided to shoot barebow. I stuck to barebow since then and I have been shooting almost every week in our club mostly on weekends until this very day. I currently own and shoot a Hoyt Xceed with 38 lbs. Hoyt Velos limb and a Hoyt Nexus riser with 24 lbs. Hoyt Integra limbs to work and try to perfect the NTS steps of shooting. Some professional archers who inspire me are legendary barebow champion John Demmer III (a.k.a. JD3) and 2X Olympic Medalist Jake Kaminski.

About 2 years ago, I wanted to give back to archery and decided to take the course to become a certified Level 1 USA Archery Instructor, so that I can help those who want to get into the sport to have fun, learn the basics and be safe doing so & hopefully inspire them to become archers and love the sport the same way I did 4 years ago. I am currently working on getting my Level 2 USA Archery Instructor Certification and I am confident that by election time, I will be a certified Level 2 USA Archery Instructor and give more on the range as a certified USA Archery Instructor.

I also got both of my daughters interested with the sport of archery. My eldest daughter, Cassandra, who is 10 years has been shooting now for over 2 years and has won first place back-to-back with her first two tournaments. While my youngest daughter Chloe, who is almost 8 is relatively new and won second place on her first 3D tournament. Like myself they had 0 experience of the sport and I was just the one training them & helping them develop their skills. As an instructor it was a good feeling teaching my kids the sport, helping them develop, making sure they shoot safely and becoming very committed with archery. This inspired me to

*want to do the same for other children out there as well and anyone interested to learn archery. I feel that I have been successful in this area inspiring others and I wanted to do more to not only help people develop their archery skills, get them to shoot safely and get them into archery but to also make our club a fun place to shoot at and for people to come back not only for a single public session but to come back continuously, possibly becoming full pledge members of our growing club.*

***What I Can Do If Elected:*** *I consider myself still new to the sport and to our club. If elected as one of CVA's board members, I would like to represent those archers who are first timers or new to our club and come up with bright ideas so that people would like to return to our club. Being in charge of Communication Part of the Volunteer Coordinator role, I met a lot of members and heard some ideas that they have for our club. I would like to work on getting some of these ideas integrated into our club to make member happy and want to stay in our club for a long time. Like other members who I spoke to and sharing the same sentiments, my goal is to make our range the best place to shoot in SoCal. I am a very passionate person and I am a hard worker. I love working with children and also new archers and I love hearing ideas from them on how can even make our club even better. Please consider voting for me as one of the board members to represent you. In return, I promise to work hard, represent you, and to make members' voices and ideas heard to make our archery club the club to be in!*

Richard

## **'It's pretty wild': Idaho hunter finds remains of man missing for 53 years**

From the Idaho Statesman - Wed, September 22, 2021

**By Nate Eaton, Brittni Johnson**  
**(Article submitted by Jodene Downey)**

A bow hunter looking for a shortcut on Sept. 17 stumbled upon the remains of a man missing for 53 years. Raymond Jones, a 39-year-old from Salmon, had been missing since 1968. He was bow hunting for mountain goats in the east fork of Hayden Creek in Lemhi County when he was last seen on Sept. 7, 1968.

"There were some other hunters in camp but he was by himself when he disappeared," Lemhi County Sheriff Steve Penner [tells EastIdahoNews.com](https://www.eastidaho.com/news/2021/09/22/missing-man-found/).

The day after Jones vanished, then-Sheriff Bill Baker was called to the camp and an official search was launched Sept. 9, 1968. The Recorder-Herald reports that aircraft were used in the search, but it was ultimately called off due to severe snowy weather. At one point, the search was briefly reopened after footprints were found, according to the Idaho State Journal. But the case was abandoned again.

On Friday, around 4 p.m., the Lemhi County Sheriff's Office received a call from a hunter in the same area where Jones disappeared.

"The hunter was seeking a shortcut from one hunting area to another when he found human remains and then contacted the sheriff's office," Penner says. "Due to the lack of remaining daylight and ruggedness of the terrain, recovery efforts began on the morning of the 18th."

Sheriff's deputies found part of Jones' wallet and inside was identification with his name on it.

"It's pretty wild, ain't it? You have another bowhunter looking for a shortcut who stumbled upon a bowhunter from 53 years ago," Penner says.

Jones' wife is still alive and his family members have been contacted. If he was still alive today, Jones would be 92 years old.

# **Conejo Valley Archers 2021 Year End Awards Ceremony & Banquet Sunday October 24<sup>th</sup>, 2021**

**Come to celebrate the top shooters of  
the club and connect with members!**

**Perpetual Trophy Award**

**George Levin Award**

**Belt Buckle Awards**

**Divisional Awards**

**President's Award**

**Volunteer Raffle Awards**

**BBQ Luncheon – catered by**

**Smokin' Steve's Pit BBQ**

**Free to members and their families.**

**Please wear a mask if you are not vaccinated.**

**Extra chairs may be needed.**

**See you at the ceremony.**

## **Halloween Party and BBQ**

**We are just a bunch of partying fools in October!**

**As you have seen our Awards Banquet is on  
October 24th at the Park Pavilion but dang if we  
have leftovers we HAVE to finish, so we have to  
have another party!**

**The party and BBQ well be held at the Public  
Session Range on Saturday October 30th on  
Halloween Eve! We will be serving up any  
leftovers from the banquet, PLUS, this will be an  
opportunity for our members and Public Session  
attendees to try small portions of member  
harvested meat items to taste.**

**Members are invited to share what they have  
harvested this year and whip up a batch of their  
favorite dish. We have previously had, Venison  
and Elk Stew, Bear meat, Quail tenders, Tuna filets  
and pork sausages. If you have had a great hunting  
season and need to clear out some of that freezer  
space, then this is the time to whip up your  
favorite dish to share!**



**We will also have side dishes of potatoes, salads and desserts.**

**A Sign-Up email will be sent out for anyone interested in bringing food.**

**And of course, you need to dress up in your best Halloween Costume!!**

**Awards for Best Costumes and whatever else we can come up with!**

**We've had some great ones in years past!**

**Join us for another opportunity to join your fellow members for a great time of food, fun and friends.**

**See you on the range**



## **JOAD - Always On Point**

Sept 2021 –



Greetings JOAD and CVA Members,

A BIG apology to our CVA family for missing the August Quiver. Between vacations and sponsored events, it has been a sporadic JOAD for the last few weeks! We are pleased to announce that vacations, for the most part, are done and our regular Saturday sessions are back on track. When JOAD has been in session, the trainings have been fantastic, and the kids are shooting amazingly well! Every week, Ken and I are impressed with the quality and ability of our JOAD archers. It is great to see the kids participating and working on the form goals that are assigned to them.

Recently, the Pasadena Senior Games held an event on the Tournament Range. Thank you all to the members that helped prepare the range for a wonderful shoot. We even had our very own Ken Downey as the Director of the Shoot for the Saturday session. It was a very entertaining and an enjoyable competition. Because of the Senior Games, the range was striped and the timers and PA system remained in the red bin the following week. To prep for the upcoming State Indoor Championship in Tulare, CA, Ken and I did a mock tournament for the kids. For some, this was their first experience with tournament style and for others it was old news. For everyone though, it was a great experience and kids shot well.

The DOS was even serenaded with a live rendition of Disney's "Let it Go," by our high schoolers. Ken was overwhelmed and emotional, although we are no longer allowed to play "Let it Go".

*If your JOAD child has interest in attending upcoming tournaments, please contact Ken Downey prior to enrolling.*



Our Student Spotlight for this month has created a surprise switch! Read on to see what occurred! This month CVA JOAD would like to introduce you to, Nic Yasutake, a 15 ½ year old Camarillo resident who has become a double threat in the archery world. When Geoff interviewed Nic, he was one of a handful of compound archers and he has now discovered recurves! Nic started his love of archery when he went on vacation with his family in Utah. He had an opportunity to try a compound and discovered that he enjoyed archery and wanted to learn more. He joined CVA JOAD over a year

ago and he is quite accurate with his compound. One of the more entertaining sessions that the older JOAD kids do, is a competition between the recurves and the compounds. It usually comes down to a fight between Nic and a couple of our experienced recurve archers.

Nic told me that his archery is always developing, and he is currently working on a few items with his form including building his back strength. I asked Nic what he enjoys about archery and JOAD and he stated, "I like the people and Ken, he's quite funny." As mentioned earlier, Nic **HAD** a desire to try recurves at some point and when I interviewed Nic for this article he was still shooting a compound. However, in the few weeks since the interview, Nic has tried recurve bows and is now working on building his recurve abilities! In the short time he has shot recurve bows, Nic has shown tremendous aptitude and ability with the new discipline. He has yet to attend a tournament, but the question is....what will he shoot? Guaranteed, watch out for Nic as an up-and-coming archer!

**\*\*ATTENTION JOAD PARENTS\*\*** We need your help! To assist in your volunteer hours, Ken and I are looking for volunteers to help clean and organize the Red Bin. If you have interest and in need of hours, please contact me or Ken and we can discuss tasks that need to occur.

See you at JOAD,  
Ken and Geoff





Ken is working with Charlie K on string alignment and pausing before release



Indoor season is in sight...enjoy shooting large target faces and greater distance, for now.

## Plan to attend the CVA October "Zombie" "Fun in the Sun" Shoot

### CONEJO VALLEY ARCHERS ANNUAL FUN IN THE SUN SHOOT ZOMBIE MONSTER NOVELTY & 3-D SHOOT SUNDAY OCTOBER 3, 2021



30 TARGET MARKED YARDAGE 3-D  
(Traditional Shooters – No shots over 50 yards)

#### SHOOTING STYLES

SENIOR, ADULT, YOUNG  
ADULT, YOUTH, CUB  
FS, FSL, BHFS, BHFSL,  
BH, BB, FITA Recurve

TRAD CLASSES  
(LB (Longbow), RB  
(Recurve) & SB (Selfbow))

2 ARROWS  
Marked Yardage  
10 – 8 – 5 SCORING

Available - One Doe Tag &  
2 Mulligans @ \$1 each

#### REGISTRATION 7:30 – 9:00 am



Adults	\$20
Couples	\$25
Family*	\$30
Seniors (60+)	\$15
Young Adults (15 - 17)	\$15
Youths (12 - 14)	\$10
Cubs (under 12)	\$ 5

(\*Includes Spouses and  
Dependent children under 18)

NON CBH/NFAA or USAA  
Pay \$5 more

*No Dogs are allowed on the Range.*

*If you park inside the "County Park" at any time you must pay a daily parking fee of \$4.00.  
Free day parking inside our fenced range.*

**DIRECTIONS:** TAKE THE 118 FREEWAY INTO SIMI VALLEY. EXIT AT TAPO CANYON.  
NORTH ON TAPO CANYON ROAD 3 MILES TO TAPO CANYON PARK, TURN LEFT INTO THE  
PARK. THE RANGE IS INSIDE THE PARK TO THE LEFT AS YOU ENTER.

## FOCUS AND INTENT IMPROVES SCORE, DISTRACTION RESULTS IN A POOR SCORE

*A column for the "Conejo Quiver" by  
Curtis Hermann, September 2021*

*Getting your head into the game of archery is  
easy, keeping your head in the game is a whole  
lot tougher!*

This is an issue every archer struggles with, even those who seem to always have their head in the game will occasionally mentally drift off into la-la land and miss an easy shot. Some of us, (more than others), spend an inordinate amount of time distracted during the shot. I confess to being one of those who struggle with this syndrome and must continually work hard to improve.

If you are at full draw and one of these thoughts "did I shut the garage door?" "what was I supposed to pick up on the way home?" "which doctor did my wife have an appointment with today?" enters your mind, well don't expect to hit the **X-ring** upon that release.

One of my most serious bad habits is aiming at the target in front of me while still rerunning the results of the last target in my head. **This does not improve my score.**

I have tried just ignoring those around me and just staying focused on my shooting. I got so good at this, that one time I made it all the way to target number six before I began to relax with the guys, by target number ten I had totally lost all my seriousness and was back to my normal distracted social shooting style. Good old American strong will and determination was an absolute failure as a cure for distracted shooting.

For the August scoring day our group decided to shoot targets 1 through 7 and 22 through 28 on Monday and 8 through 14 and 15 through 21 on Friday for a total of 28. This plan was devised to avoid



the brutal August heat by finishing early each morning, this part of the plan worked.

On Monday I shot a 164 for the first 14, a very good score for a traditional archer. So, on Friday I was very excited to do the same! That did not happen, I ended up with an 85, my poorest score ever for 14 targets! The difference was on Monday I was relaxed and focused, on Friday I was unable to get my head into the game and was distracted at every target.

This is not solely a mental problem; a good night's sleep and a well-balanced breakfast can go a long way toward your ability to stay relaxed and focused during the shot. One cannot always guarantee a good night's sleep and I have forever tried to figure out the perfect breakfast to provide me with that relaxed and focused day with sustained energy that is so essential for consistent scoring. If I have had a great day scoring, I will remember what I had for breakfast and repeat it again on the next archery day, --- doesn't always work! So, the truth is I have never found a "perfect breakfast that will guarantee a great score every time.

So, between a good night's rest and a good breakfast, I have learned that a good night's rest is the more important of the two, but if you have both combined, a good scoring day is more likely to be had.

Over the years, CVA has provided me with a multitude of champion archers to observe and see how they handle themselves during a tournament. What I have come away with is that you must stay in the shot until the arrow strikes the target. Once you step away from the shooting line you can relax, be social, be distracted, its ok! It is not only ok, but necessary for the best recovery after shooting. Actually, even a little relaxation between shots is ok, even good, but you must focus totally on the process once the arrow meets the string. This takes constant practice and I will not lie to you, it is definitely easier for some archers.

There must be a transition when you step up to the shooting line, here you must block out those around you, intentionally stay focused, stay in the shot for the 6-7 seconds (traditional archer) or 10-12 seconds for the compound archer of each shot, until the arrow





*30-yard shot showing my 3 white arrows (not distracted) and 3 white arrows to the right that were definitely the result of being distracted*

has struck the target. This is a simple and effective method that works every time. Easy to say but not so easy to do!

This is where the discipline comes into the equation, to perfect this method does take constant practice and determination and a constant awareness of when you are about to let distraction creep into your shooting process. Some archers use a mantra, such as thinking the words- draw, anchor, settle, aim, aim, aim... Others may use a favorite song lyric that has meaning to them. I always felt that if one silently sang the old Bing Crosby tune “You've got to ac-cent-tchu-ate the positive, E-lim-i-nate the negative, Latch on to the affirmative, Don't mess with Mr. In-Between” before shooting begins, this could be helpful in achieving the right state of mind for shooting.

Experimenting with mantra's or just creating a positive shot routine that is practiced over and over will go a long way toward making you a better archer. Eventually you will find yourself slipping into bad habits and you will need to go back to your mantra or shot routine and start over again. This is to be expected, we are not a perfect species, well maybe Mr. John Downey is (***Curtis is very confused regarding my ability*** 😊 - jbd), but for the rest of us, if at first, we don't succeed, its try, try again!

Staying in the shot when I was young, strong and full of energy and vigor was not an issue, it was a normal state in which I resided and I never gave it thought. This kind of archery knowledge was beyond my experience level until one day I observed a man who was a remarkable shot and never seemed to realize that an arrow would go anywhere but in the center of the target.

I had weekend leave from my ship as a young sailor stationed in San Diego. I read that an archery tournament was taking place in Balboa Park and I was excited to attend. The Navy kept me pretty busy and I was at sea a lot, so archery practice was a rare occurrence. Anyway, my NFAA membership was still active and I arrived and registered and was placed on a target on the range. Soon there were four of us assigned to that target and we introduced ourselves. I'm Rube Powell the trim tall man said as he stuck out his hand. I shook his hand and introduced myself and we were ready to go. I became

very quiet that day, you see I knew the name Rube Powell, he was the National Champion in 1955 and 1956, the same years that I held the Wyoming Youth State Championship. I did not expect to compete with or beat Rube, but I sure was excited to see just how much difference there was between our scores. Well, it didn't take long to realize the difference in our scores was far larger than I thought it would be, this man Rube Powell was consistently in the center of the target at any range.

Rube was tall and shot a 53# 70" recurve at 31 ½" draw length. He did shoot with a sight and he had mastered and promoted the "California High Wrist Grip" which gave you an extra inch of draw length. I also shot "High Wrist," as I had learned to do this from reading about Rube Powell in the mid-fifties (it is now 1961). But the most important thing I learned was that he was friendly, cordial and sometimes a bit blunt but when he stepped up to the shooting line, it was silent deadly focus for four shots and then instant relaxation. This continued for the full 144 shots of the tournament. I don't think I had ever observed this level of discipline in archery before, but I was certainly now aware of what the difference was between a good shot and a champion!

So, the bottom line is this, if your score is starting to slip some, if some bad habits have begun to creep into your form, it is most likely because your discipline has become sloppy! The earlier you are aware of decline in your form the easier it is to correct, so stay aware and prepare to go back to form basics at the first sign of decline! If it has already become a serious problem, be prepared to start over at blind bale practice as a beginning to recovery.

Till next time, keep those arrows in the air,

Curtis

## Rube Powell

Rube Powell, born in Osage, Iowa on November 19, 1911, Rube retired from the United States Navy as Chief Master-at-Arms. He began shooting barebow with the straight end long-bow made of Osage orange, lemonwood or yew wood and linen thread strings while stationed in Jacksonville, Florida in 1947.



Took Up Archery in 1947 While Serving in Navy

Won National Field Archery Association Championships, 1951 thru 1956

Shot with Unorthodox High Anchor and High Wrist Method

Held National Records in Field, Hunter, Broadhead, Animal, and Aggregate Tournament Competition  
AAU "Athlete of the Year" in 1955

Life Member of the NFAA,  
Contributed Much to Archery, Promoting the Sport, Creating Ranges, and Assisting Clubs

*Rube moved to San Diego in 1949, changed his style of shooting and won the 1951 N.F.A.A. Freestyle Championship*



## Rube Powell Memorabilia



in Watkins Glenn, New York using an "unorthodox high anchor" and a "high wrist." (Later to be known as *the California high wrist*).

*He shot a 70", 52-53 lb. bow and a 31-1/2" arrow.*

**Rube spent countless hours working with city officials, citizens and archers in the San Diego area promoting archery, creating ranges and helping clubs. A straight talking individual, he has contributed much to California Archery.**

### ***This month's tip:***

#### **THE STATE OF CELL CAM REGULATIONS**

*While the use of cellular trail cameras is legal in many areas, regulations restrict their use on certain lands. Note that not every state allows for their use, especially in the western U.S. Here's how some states currently look at the practice:*

**Arizona:** Banned use of live-action cameras in 2018; followed that with a ban on all trail cameras in December 2020.

**Montana:** Banned trail cameras in 2010; later amended the regulation to apply only to cameras linked to cell phones.

**Nevada:** Banned use of all trail cameras on public lands at certain times of the year.

**Utah:** Gov. Spencer J. Cox signed HB0295 into law this spring, which instructs the Division of Wildlife Resources Wildlife Board to make rules and regulations for trail camera use.

## Club Tournament News

John Downey - Club Tournament Chairman

We had another nice shoot in August, with a lot of nice scores turned in (a few more than normal – 25 cards this time).

Oscar Melendez once again, came in at the top with his 565 Score (543 scratch). Jaclyn Howerton picked up second with a 561 (373 scratch) shooting FITA class, and Charles Neace came in third with a 560 (529 scratch).

Tom Swindell picked up the top Traditional Score for the month with a 525 (265 scratch).

September 26, 2021 is the last shoot on the club year.

**Note:** A few more folks will qualify for a range record trophy if they shoot the September Club Shoot and turn in score cards (Remember you need 5 club shoots to qualify for a trophy).

Name	Division	Scratch Score	Style	Handicap	Handicap Score
Oscar Melendez	A	543	FS	22	565
Jaclyn Howerton	A	373	FITA	188	561
Charles Neace	A	529	FS	31	560
Terry Marvin	A	500	FS	54	554
Justin Lerma	A	495	FS	58	553
Norman Rice	GA	482	FS	66	548
Brian Carter	A	498	BHFS	48	546
Ken Downey	A	490	BHFS	54	544
Kurt Hoberg	A	460	FITA	83	543
Rachel Howerton	A	403	FITA	135	538
Scott Leviant	A	480	FS	53	533

Jim Collins	A	433	BHFS	95	528
Tom Swindell	GA	265	TRAD	260	525
Jeff Owens	A	314	TRAD	202	516
Wendell Wright	GA	243	LB	267	510
Richard Silverio	A	148	BB	358	506
James Stankovich	GA	233	LB	269	502
Curtis Hermann	GA	249	TRAD	249	498
Jack Houghton	Y	306	FITA	188	494
Carlos Parada	GA	221	LB	270	491
Cassandra Silverio	C	138	BB	346	484
John Ritterbeck	A	476	FS	0	476
Charlie Houghton	C	85	FITA	366	451
Nathan Collins	Y	246	FS	153	399
Brandon Newcomer	A	218	FITA	0	218

### Club Championship Trophy (Best Five Handicaped Scores)

We've had a few changes this month in the standings again for this trophy. Oscar & Terry have swapped positions from last month and Brian is now in 4th. Who doesn't think this trophy will be decided at the last shoot (September)?

NAME	AVG OF BEST 5 SCORES	STYLE
Oscar Melendez	560.8	FS
Terry Marvin	557.2	FS
Charles Neace	556.8	FS
Brian Carter	551.8	BHFS
Scott Leviant	551.0	FS



## Perpetual Trophy (Best Ten Scratch Scores)

Oscar is still looking strong still to take this trophy home again come October. His lead is looking pretty hard to beat right now.

Name	Scratch Total	AVG Score	Style
Oscar Melendez	5286	528.6	FS
Charles Neace	5162	516.2	FS
Terry Marvin	4818	481.8	FS
Scott Leviant	4382	486.9	FS
Kurt Hoberg	4031	447.9	FITA

## Club Traditional Championship Trophy (Best Five Handicaped Scores)

The Traditional Trophy race is getting really interesting. There were a lot of changes in the standings when I tallied the results from the last shoot.

As of the August shoot, Jeff Owens jumped to the top (with a 520.2 Hscore average), with Tom Swindell (502.4) and Curtis Hermann (499.4) picking up second and third. This will probably come down to the last club shoot. Stay tuned ...

Name	AVG of Best 5 Scores	Style
Jeff Owens	520.2	TRAD
Tom Swindell	502.4	TRAD
Curtis Hermann	499.4	TRAD
James Stankovich	486.2	LB
Joe Cavaleri	469.8	LB
Wendell Wright	443.4	TRAD

## Golden Ager Trophy (Best Three Handicaped Scores)

Norman Rice is still looking strong to take this trophy home again this year.(and

Name	AVG of Best 3 Scores	Style
Norman Rice	549.7	BHFS
Norman Rice	541.3	FS
Tom Swindell	523.3	TRAD

## ALL CLUB SHOOT SCORES TO DATE

Name	Division	Scratch Score	Style	Handicap	Handicap Score	Date Shot
Oscar Melendez	A	543	FS	22	565	8/22/2021
Jaclyn Howerton	A	373	FITA	188	561	8/22/2021
Charles Neace	A	529	FS	31	560	8/22/2021
Terry Marvin	A	500	FS	54	554	8/22/2021
Justin Lerma	A	495	FS	58	553	8/22/2021
Norman Rice	GA	482	FS	66	548	8/22/2021
Brian Carter	A	498	BHFS	48	546	8/22/2021
Ken Downey	A	490	BHFS	54	544	8/22/2021
Kurt Hoberg	A	460	FITA	83	543	8/22/2021
Rachel Howerton	A	403	FITA	135	538	8/22/2021
Scott Leviant	A	480	FS	53	533	8/22/2021
Jim Collins	A	433	BHFS	95	528	8/22/2021

Tom Swindell	GA	265	TRAD	260	525	8/22/2021
Jeff Owens	A	314	TRAD	202	516	8/22/2021
Wendell Wright	GA	243	LB	267	510	8/22/2021
Richard Silverio	A	148	BB	358	506	8/22/2021
James Stankovich	GA	233	LB	269	502	8/22/2021
Curtis Hermann	GA	249	TRAD	249	498	8/22/2021
Jack Houghton	Y	306	FITA	188	494	8/22/2021
Carlos Parada	GA	221	LB	270	491	8/22/2021
Cassandra Silverio	C	138	BB	346	484	8/22/2021
John Ritterbeck	A	476	FS	0	476	8/22/2021
Charlie Houghton	C	85	FITA	366	451	8/22/2021
Nathan Collins	Y	246	FS	153	399	8/22/2021
Brandon Newcomer	A	218	FITA	0	218	8/22/2021
Oscar Melendez	A	539	FS	26	565	7/25/2021
Justin Lerma	A	490	FS	74	564	7/25/2021
Nathan Collins	Y	449	FS	111	560	7/25/2021
Jeff Owens	A	336	TRAD	222	558	7/25/2021
Charles Neace	A	516	FS	37	553	7/25/2021
Norman Rice	GA	482	BHFS	71	553	7/25/2021
Scott Leviant	A	501	FS	50	551	7/25/2021
Jim Collins	A	457	BHFS	90	547	7/25/2021
Terry Marvin	A	492	FS	52	544	7/25/2021
Brian Carter	A	485	BHFS	51	536	7/25/2021
Kurt Hoberg	A	444	FITA	90	534	7/25/2021

James Stankovich	GA	245	LB	282	527	7/25/2021
Tom Swindell	GA	248	TRAD	264	512	7/25/2021
John Ritterbeck	A	502	FS	0	502	7/25/2021
Curtis Hermann	GA	248	TRAD	249	497	7/25/2021
Wendell Wright	GA	228	LB	269	497	7/25/2021
Richard Silverio	A	111	BB	374	485	7/25/2021
Joe Cavaleri	GA	122	LB	359	481	7/25/2021
Cassandra Silverio	C	121	BB	358	479	7/25/2021
Ramon Barajas	A	442	BHFS	0	442	7/25/2021
Justin Lerma	A	479	FS	88	567	6/27/2021
Brian Carter	A	517	BHFS	49	566	6/27/2021
Scott Leviant	A	502	FS	58	560	6/27/2021
Charles Neace	A	518	FS	37	555	6/27/2021
Jack Houghton	Y	361	FITA	194	555	6/27/2021
Rachel Howerton	A	341	BB	210	551	6/27/2021
Rachel Howerton	A	404	FITA	141	545	6/27/2021
Oscar Melendez	A	515	FS	28	543	6/27/2021
Terry Marvin	A	488	FS	54	542	6/27/2021
Norman Rice	GA	467	BHFS	74	541	6/27/2021
Bill Bachelor	A	461	BHFS	77	538	6/27/2021
Jeff Owens	A	274	TRAD	257	531	6/27/2021
Jaclyn Howerton	A	259	BB	266	525	6/27/2021
Sarah Dakin	A	353	BHFS	164	517	6/27/2021
Curtis Hermann	GA	251	TRAD	250	501	6/27/2021

Jaclyn Howerton	A	298	FITA	195	493	6/27/2021
James Stankovich	GA	195	LB	295	490	6/27/2021
Wendell Wright	GA	209	LB	274	483	6/27/2021
Ramon Barajas	A	465	BHFS	0	465	6/27/2021
Tom Swindell	GA	192	TRAD	256	448	6/27/2021
Marc Alabanzo	A	416	BHFS	0	416	6/27/2021
Cassandra Silverio	C	124	BB	0	124	6/27/2021
Richard Silverio	A	78	BB	0	78	6/27/2021
Terry Marvin	A	506	FS	55	561	5/23/2021
Sarah Dakin	A	392	BHFS	168	560	5/23/2021
Oscar Melendez	A	531	FS	25	556	5/23/2021
Kurt Hoberg	A	466	FITA	87	553	5/23/2021
Scott Leviant	A	492	FS	61	553	5/23/2021
Ken Downey	A	499	BHFS	52	551	5/23/2021
Brian Carter	A	488	BHFS	58	546	5/23/2021
Charles Neace	A	509	FS	35	544	5/23/2021
Jack Houghton	Y	310	FITA	223	533	5/23/2021
Rachel Howerton	A	368	FITA	161	529	5/23/2021
Jim Collins	A	433	BHFS	94	527	5/23/2021
Wendell Wright	GA	236	LB	285	521	5/23/2021
Jeff Owens	A	241	TRAD	278	519	5/23/2021
Rachel Howerton	A	285	BB	228	513	5/23/2021
Chef Robert Bogin	A	500	FS	0	500	5/23/2021
Curtis Hermann	GA	248	TRAD	250	498	5/23/2021

Jaclyn Howerton	A	305	FITA	190	495	5/23/2021
Tom Swindell	GA	252	TRAD	242	494	5/23/2021
Jaclyn Howerton	A	217	BB	276	493	5/23/2021
Carlos Parada	GA	210	LB	265	475	5/23/2021
Joe Cavaleri	GA	81	LB	362	443	5/23/2021
Justin Lerma	A	437	FS	0	437	5/23/2021
Cassandra Silverio	C	92	BB	0	92	5/23/2021
Richard Silverio	A	90	BB	0	90	5/23/2021
Terry Marvin	A	485	FS	78	563	4/25/2021
Connor Blackwell	A	471	FS	89	560	4/25/2021
Oscar Melendez	A	529	FS	30	559	4/25/2021
Brian Carter	A	494	BHFS	60	554	4/25/2021
Jim Collins	A	452	BHFS	102	554	4/25/2021
Charles Neace	A	517	FS	34	551	4/25/2021
Nathan Collins	Y	414	FS	132	546	4/25/2021
Norman Rice	GA	464	BHFS	73	537	4/25/2021
Scott Leviant	A	468	FS	69	537	4/25/2021
Rachel Howerton	A	380	FITA	156	536	4/25/2021
Tom Swindell	GA	277	TRAD	256	533	4/25/2021
Jaclyn Howerton	A	345	FITA	187	532	4/25/2021
Kurt Hoberg	A	433	FITA	98	531	4/25/2021
Jeff Blackwell	A	437	BHFS	84	521	4/25/2021
Rachel Howerton	A	269	BB	227	496	4/25/2021
Joe Cavaleri	GA	131	LB	360	491	4/25/2021

Curtis Hermann	GA	244	TRAD	246	490	4/25/2021
Jaclyn Howerton	A	210	BB	276	486	4/25/2021
James Stankovich	GA	181	LB	278	459	4/25/2021
Wendell Wright	GA	206	LB	0	206	4/25/2021
Charles Neace	A	524	FS	38	562	3/28/2021
Terry Marvin	A	483	FS	78	561	3/28/2021
Oscar Melendez	A	529	FS	30	559	3/28/2021
Norman Rice	GA	475	BHFS	80	555	3/28/2021
Scott Leviant	A	492	FS	62	554	3/28/2021
Mark Miller	A	515	FS	38	553	3/28/2021
Jim Collins	A	444	BHFS	108	552	3/28/2021
Brian Carter	A	483	BHFS	64	547	3/28/2021
Kurt Hoberg	A	454	FITA	90	544	3/28/2021
Ken Downey	A	490	BHFS	52	542	3/28/2021
Jeff Blackwell	A	463	BHFS	77	540	3/28/2021
Norman Rice	GA	461	FS	74	535	3/28/2021
Jeff Owens	A	469	FS	62	531	3/28/2021
Chris Blackwell	YA	428	BHFS	100	528	3/28/2021
Jaclyn Howerton	A	321	FITA	205	526	3/28/2021
Jack Houghton	Y	283	FITA	235	518	3/28/2021
Connor Blackwell	A	419	FS	94	513	3/28/2021
Carlos Parada	GA	238	LB	269	507	3/28/2021
Sarah Dakin	A	320	BHFS	186	506	3/28/2021
Jaclyn Howerton	A	218	BB	285	503	3/28/2021

Rachel Howerton	A	271	BB	228	499	3/28/2021
Curtis Hermann	GA	251	TRAD	246	497	3/28/2021
Rachel Howerton	A	330	FITA	162	492	3/28/2021
Jeff Owens	A	203	TRAD	274	477	3/28/2021
Joe Cavaleri	GA	109	LB	363	472	3/28/2021
Carlos Parada	GA	469	FS	0	469	3/28/2021
Erik Hammerquist	A	455	BHFS	0	455	3/28/2021
James Stankovich	GA	197	LB	256	453	3/28/2021
Jeffrey Del Bosque	A	285	LB	0	285	3/28/2021
Tom Swindell	GA	245	TRAD	0	245	3/28/2021
Oscar Melendez	A	177	TRAD	0	177	3/28/2021
Wendell Wright	GA	172	LB	0	172	3/28/2021
Gary Howertron	A	159	TRAD	0	159	3/28/2021
Aidan Del Bosque	Y	151	LB	0	151	3/28/2021
Kevin Knebel	A	120	LB	0	120	3/28/2021
Catherine Cavadini	A	51	LB	0	51	3/28/2021
Chris Blackwell	YA	466	BHFS	100	566	2/28/2021
Norman Rice	GA	488	FS	69	557	2/28/2021
Charles Neace	A	513	FS	41	554	2/28/2021
Jeff Blackwell	A	467	BHFS	86	553	2/28/2021
Mark Miller	A	512	FS	40	552	2/28/2021
Ken Downey	A	496	BHFS	52	548	2/28/2021
Nathan Collins	Y	400	FS	143	543	2/28/2021
Oscar Melendez	A	510	FS	28	538	2/28/2021



Rachel Howerton	A	290	BB	242	532	2/28/2021
Jaclyn Howerton	A	312	FITA	217	529	2/28/2021
Scott Leviant	A	463	FS	62	525	2/28/2021
Sarah Dakin	A	338	BHFS	182	520	2/28/2021
Kurt Hoberg	A	424	FITA	93	517	2/28/2021
Jim Collins	A	405	BHFS	106	511	2/28/2021
Jaclyn Howerton	A	217	BB	291	508	2/28/2021
Jack Houghton	Y	251	FITA	255	506	2/28/2021
Curtis Hermann	GA	261	TRAD	242	503	2/28/2021
Terry Marvin	A	419	FS	81	500	2/28/2021
Joe Cavaleri	GA	90	LB	372	462	2/28/2021
Charlie Houghton	C	127	FITA	332	459	2/28/2021
Connor Blackwell	A	459	FS	0	459	2/28/2021
Rachel Howerton	A	386	FITA	0	386	2/28/2021
Jeffrey Del Bosque	A	299	LB	0	299	2/28/2021
James Stankovich	GA	263	LB	0	263	2/28/2021
Carlos Parada	GA	240	LB	0	240	2/28/2021
Tom Swindell	GA	207	SB	0	207	2/28/2021
Aidan Del Bosque	C	119	LB	0	119	2/28/2021
Catherine Cavadini	A	74	LB	0	74	2/28/2021
Ken Downey	A	500	BHFS	59	559	1/24/2021
Mark Miller	A	510	FS	48	558	1/24/2021
Oscar Melendez	A	531	FS	24	555	1/24/2021
Kurt Hoberg	A	465	FITA	88	553	1/24/2021

Jeff Blackwell	A	463	BHFS	89	552	1/24/2021
Terry Marvin	A	484	FS	63	547	1/24/2021
Charles Neace	A	503	FS	38	541	1/24/2021
Norman Rice	GA	457	FS	75	532	1/24/2021
Jack Houghton	Y	264	FITA	265	529	1/24/2021
Rachel Howerton	A	264	BB	261	525	1/24/2021
Chris Blackwell	YA	411	BHFS	113	524	1/24/2021
Jim Collins	A	426	BHFS	98	524	1/24/2021
Sarah Dakin	A	324	BHFS	192	516	1/24/2021
Scott Leviant	A	495	FS	0	495	1/24/2021
Jeff Owens	A	489	FS	0	489	1/24/2021
Brian Carter	A	480	BHFS	0	480	1/24/2021
Norman Rice	GA	470	BHFS	0	470	1/24/2021
Connor Blackwell	A	449	FS	0	449	1/24/2021
Robert Tsubota	A	418	BHFS	0	418	1/24/2021
Nathan Collins	Y	372	FS	0	372	1/24/2021
Rachel Howerton	A	358	FITA	0	358	1/24/2021
Jaclyn Howerton	A	281	FITA	0	281	1/24/2021
Curtis Hermann	GA	247	TRAD	0	247	1/24/2021
Tom Swindell	GA	199	TRAD	0	199	1/24/2021
Jeff Owens	A	197	TRAD	0	197	1/24/2021
Carlos Parada	GA	194	LB	0	194	1/24/2021
Jaclyn Howerton	A	175	BB	0	175	1/24/2021
Joe Cavaleri	GA	120	LB	0	120	1/24/2021

Oscar Melendez	A	535	FS	0	535	12/27/2020
Charles Neace	A	512	FS	0	512	12/27/2020
Mark Miller	A	509	FS	0	509	12/27/2020
Ken Downey	A	491	BHFS	0	491	12/27/2020
Jeff Owens	A	489	FS	0	489	12/27/2020
Scott Leviant	A	489	FS	0	489	12/27/2020
Brian Carter	A	479	BHFS	0	479	12/27/2020
Norman Rice	GA	479	FS	0	479	12/27/2020
Terry Marvin	A	476	FS	0	476	12/27/2020
Erik Hammerquist	A	463	BHFS	0	463	12/27/2020
Jim Collins	A	450	BHFS	0	450	12/27/2020
Kurt Hoberg	A	444	FITA	0	444	12/27/2020
Justin Lerma	A	434	FS	0	434	12/27/2020
Chris Blackwell	YA	430	BHFS	0	430	12/27/2020
Jeff Blackwell	A	427	BHFS	0	427	12/27/2020
Nathan Collins	Y	373	FS	0	373	12/27/2020
Sarah Dakin	A	335	BHFS	0	335	12/27/2020
Rachel Howerton	A	217	BB	0	217	12/27/2020
Jack Houghton	Y	209	FITA	0	209	12/27/2020
Jaclyn Howerton	A	195	BB	0	195	12/27/2020
Gary Howerton	A	120	BB	0	120	12/27/2020
Charlie Houghton	C	96	FITA	0	96	12/27/2020
Tom Sheppard	GA	62	SB	0	62	12/27/2020
Oscar Melendez	A	524	FS	0	524	11/22/2020

Charles Neace	A	521	FS	0	521	11/22/2020
Terry Marvin	A	485	FS	0	485	11/22/2020
Mark Miller	A	481	FS	0	481	11/22/2020
Ken Downey	A	467	BHFS	0	467	11/22/2020
Norman Rice	GA	464	FS	0	464	11/22/2020
Jeff Blackwell	A	459	BHFS	0	459	11/22/2020
Kurt Hoberg	A	441	FITA	0	441	11/22/2020
Jim Collins	A	435	BHFS	0	435	11/22/2020
Chris Blackwell	YA	417	BHFS	0	417	11/22/2020
Sarah Dakin	A	301	BHFS	0	301	11/22/2020
Jaclyn Howerton	A	276	FITA	0	276	11/22/2020
Curtis Hermann	GA	267	TRAD	0	267	11/22/2020
James Stankovich	GA	260	LB	0	260	11/22/2020
Jeff Owens	A	254	TRAD	0	254	11/22/2020
Rachel Howerton	A	222	BB	0	222	11/22/2020
Jack Houghton	Y	214	FITA	0	214	11/22/2020
Charlie Houghton	C	212	FITA	0	212	11/22/2020
Carlos Parada	GA	196	TRAD	0	196	11/22/2020
Tom Sheppard	GA	90	TRAD	0	90	11/22/2020
Joe Cavaleri	GA	76	LB	0	76	11/22/2020

## ADOPT-A-TARGET (CVA Roving Range)

Most of our target lanes have been adopted. If interested in adopting one you can contact one of the Board Members.

Jbd

Target	Distance	Adopter
1	35 yrd. fan field 36 yrd fan hunter	Ben Shirley
2	30 yrd. field 32 yrd hunter	Ben Shirley
3	20 yrd. field 19 yd walk-up hunter	Tom Swindell
4	35 ft. walk-up field 11 yrd hunter	Luttrell Family
5	80 yrd. walk-up field 70 yrd. walk-up hunter	Norm Rice
6	25 yrd field 28 yrd. fan hunter	William Bachellar
7	55 yrd field 53 yrd walk-up hunter	Jim Collins
8	45 yrd walk-up field 44 yrd hunter	Jim Collins
9	15 yrd. field 15 yrd. walk-up hunter	Ron Riley
10	65 yrd. field 64 yrd. walk-up hunter	Brian Carter
11	40 yrd field 40 yrd. Hunter	Norm Rice
12	60 yrd field 58 yrd. walk-up	Jackie Rice
13	45 yrd field 23 yrd. walk-up hunter	Tom Roberts
14	50 yrd. field 48 yrd walk-up hunter	Mike Chase
15	45 yrd. walk-up field 44 yrd. hunter	JOAD Parents

16	50 yrd. field 48 yrd. hunter	Tom Sheppard and Wendell Wright
17	20 yrd field 19 yrd. walk-up hunter	JOAD Parents
18	80 yrd. walk-up field 70 yrd walk-up hunter	Jake Anderson w John Somers & Jonathan Sylvester
19	55 yrd. field 53 yrd. walk-up hunter	Marc Albanza
20	25 yrd. field 28 yrd. fan hunter	Ruthie Haskins
21	35 yrd. fan field 36 yrd fan hunter	Arthur Robertson
22	30 yrd. field 32 yrd. fan hunter	Phil Bruno
23	35 ft. walk-up field 11 yrd. Hunter	Steve Mahoney
24	45 yrd. field 23 yrd. walk-up hunter	William Bachellar
25	65 yrd. field 64 yrd. walk-up hunter	Curtis Perry
26	60 yrd field 58 yrd. walk-up	Jeffrey Del Bosque & Catherine Cavadini
27	15 yrd. field 15 yrd. walk-up hunter	Jeff Blackwell
28	40 yrd. field 40 yrd. hunter	Thomas Cayia
	20 yd practice butts running pig	Thomas Cayia

## YOUR CVA OFFICERS

<b>BOD Member</b>	<b>Position</b>	<b>E-Mail</b>	<b>Phone</b>
Kurt Hoberg	President, Coach	<a href="mailto:president@cvarchers.com">president@cvarchers.com</a>	805-552-9934
Cathy Linson	Vice President	<a href="mailto:vicepresident@cvarchers.com">vicepresident@cvarchers.com</a>	805-791-5102
Scott Leviant	Secretary, Tournament Range Chairman, Coach	<a href="mailto:secretary@cvarchers.com">secretary@cvarchers.com</a>	213-590-6370
Genevieve Ivie	Treasurer, Instructor	<a href="mailto:treasurer@cvarchers.com">treasurer@cvarchers.com</a>	805-657-9742
Mike Keena	Board Member, Field Range Captain	<a href="mailto:mkeena@cvarchers.com">mkeena@cvarchers.com</a>	805-527-4585
Bryan Tanger	3D Range Captain	cva3dshooter@gmail.com	
Kevin Cloepfil	Board Member		805-390-1059
Bill Davis	Board Member, Instructor		805-208-7002
David Jockisch	Board Member, Publicity Chair	<a href="mailto:davidjockisch@yahoo.com">davidjockisch@yahoo.com</a>	
Erik Hammerquist	Board Member	<a href="mailto:emammerquist@outlook.com">emammerquist@outlook.com</a>	818-515-4465
Brian Carter	Board Member, Instructor	<a href="mailto:reiadvisor@yahoo.com">reiadvisor@yahoo.com</a>	818-232-1580
Clark Pentico	Previous Club President	<a href="mailto:clarkp@cvarchers.com">clarkp@cvarchers.com</a>	805-630-1749
Ken Downey	JOAD Program - Lead Coach	<a href="mailto:ken.downey@cvarchers.com">ken.downey@cvarchers.com</a>	805-231-6135
John Downey	Newsletter Editor, Club Tournament Chair, Coach	<a href="mailto:editor@cvarchers.com">editor@cvarchers.com</a>	805-527-4894
Bonnie Marshall	Membership Chair, Coach		805-379-8721
Noah Barlow	Volunteer Hours Coordinator		
Richard C. Silverio	Volunteer Hours Coordinator, Instructor	<a href="mailto:richardcsilverio@yahoo.com">richardcsilverio@yahoo.com</a>	<a href="tel:818-442-5182">818-442-5182</a>



# **CONEJO QUIVER**

**October 2021 Issue**



**The next Club Shoot and General Meeting (at 11:30am) will occur per our normal schedule on October 24. This date is special as it also is our Awards Banquet BBQ. Please wear an appropriate protective face covering while on the range and during the meeting if you haven't already received your COVID-19 vaccinations.**

## FROM THE EDITOR

John Downey, Editor

Welcome to the October issue of the Conejo Quiver, which is once again full of great information for your perusal. In addition to our standard columns, we have photos from The **Fun in Sun Zombie Shoot**, **The Huntsmen Senior Games**, and the **CA State Indoor**.

Our recent **Fun in the Shoot** was our most successful ever, and couldn't have been pulled off without all the great help we had. Special thanks to Dawn and Robert Luttrell, Kevin Cloepfil, and Mike Kenna among many others too numerous to mention. Thanks again! I've included some photos from the tournament setup just to give you an idea of all the work that any one of our tournaments take.

There are also a number of flyers for upcoming club events, including our **October Banquet and Awards Ceremony**, and **Halloween BBQ** at the Public Session (NOTE: Ken and Geoff also have something special planned at the same day at the Tournament Range for JOAD). There are also flyers for two tournaments that you'll want to note on your calendars, including our (1) **Annual Christmas Toy Drive, "I'll be Gnome for Christmas"** on December 5, and our March 12-13 **Conejo Valley Archers Spring Classic**. You should plan to attend both.

Curtis has another of his informative articles, this time on "**Castor and Castoreum**", which includes a historical tie-in to Hugh Glass (featured in the film "The Revenant" starring Leonardo DiCaprio). There is also a sidebar related to World War I Airplane pilots (How is this even possible?) Make sure to check it out.

As we go into the Holiday Season, please take care of yourselves and your loved ones.

Regards  
John Downey, Editor



## FROM THE DESK OF THE PRESIDENT

Kurt Hoberg

### CVA Range News

**Fun Shoot:** Come shoot with your fellow members before the CVA

Banquet on October 24<sup>th</sup>! The shoot is on the field range, starts at target 15 in the back range, and is all novelty targets for fun. Keep score for bragging rights, I'll have instructions by the practice range in the usual coffee can where the scorecards are placed. Have fun!

**Overall Range News:** The range is looking good, but the dry and windy season is upon us. Due to the dry conditions and extreme fire dangers SMOKING IS NOT ALLOWED ANYWHERE ON COUNTY PROPERTY. Also, the wind has been known to knock down bales on the range, so if you see anything that needs to be fixed, please let a range captain know.

**CVA Lease Renewal:** The county will be putting together a draft of the lease document for CVA's review. I've reached out and have yet to hear back, so I'll continue to pester the county to get an update.

**Public Session:** It's been super busy at the Public Session. Thanks to all our volunteers in working to make our public offering so successful, and a special thanks to our new members that are getting trained on how to assist. We really appreciate new members jumping right in to help!

Richard Silverio and I will be starting up the weekly 300 round, held during the Public Session at 11am sharp. This also means that the pin program will be offered again. We are looking at starting in November, I have some administrative work to do to kick this off again. I'll communicate the actual date when it firms up.

If you are interested in shooting for awards, you need to be a USA Archery Member, participation in the pin program is \$10 per year per shooter, and awards cost \$5 when the score is shot. Please



reference the following USA Archery site for the details:  
<https://www.usarchery.org/participate/achievement-awards>

### **Tournament News**

It's been a busy tournament month, as with the Covid shutdown earlier in the year everyone is working to shoe-horn their tournaments in before the end of the calendar year. Here are the two latest tournaments that CVA archers placed at. Great job everyone!

- Huntsman World Senior Games

#### **3D shoot**

- Rose Hoberg – Silver, Barebow Recurve, 60-64 yrs
- Kurt Hoberg – Gold, Olympic Recurve, 55-59 yrs, and overall Recurve Champion
- Tom Cayia – Bronze, Freestyle, 65-69 yrs
- Norm Rice – Bronze, Freestyle, 75-79 yrs

#### **Target Shoot**

- Standings not yet posted, next month I'll include them in my article
- California State Indoor
  - Cassie Silverio – Gold, Barebow Bowmen Women
  - Jack Houghton – Bronze, Recurve Cub Men. Jack took Bronze in a field of 35 competitors in his age division. Way to go Jack!
  - Ken Downey – Bronze, Recurve Senior Men. Ken also shot six 10's in a row (in this case, two consecutive ends of 30), for which I've awarded him his "6 Gold" pin. Great shooting Ken, this achievement is very hard to earn in a tournament setting.

- Jim Bailey – Gold, Compound Master 60+ Men
- Rose Hoberg – Bronze, Barebow Master Women
- Kurt Hoberg – Gold, Recurve Master Men

Be sure to check the USA Archery schedule, the CBH newsletter, and social media for status of a scheduled shoot. Schedules seem to change frequently, and often at the last minute.

If you shot a tournament and took a medal, please let me know so I can recognize your achievements. We are proud of our CVA shooters and want to celebrate your wins!

Please click the links below for more info if you are interested in shooting these tournaments:

- CA Archery is using the USA Archery WEB site to schedule tournaments. Browse to <https://www.usarchery.org/events/find-an-event> to find and schedule out the event of interest.
- CBH/SAA: <https://www.cbhsaa.net/EventCalendar>

### **USA Archery Level 1/2 Instructor Course**

USA Archery has changed the format for the L1/L2 course. The new delivery format is an online training that the student can schedule and take, followed by a one or two day practical (L1 vs. L2) that will be scheduled by a Certified L1/L2 Instructor.

Students that are interested in certification can take the online courses currently, they are offered and managed through USA Archery's WEB site at

<https://www.usarchery.org/coaches/find-a-course>

Once you have completed the online course, you are eligible to take the practical portion of the course to complete your certification. I'll be delivering the practical aspects of the course, L1 and L2.

As my tournament schedule nears the end for the year, I'm considering a November timeframe for the practical. I'll keep all of

you informed as the date gets closer and will update with the scheduling when ready.

If you would like to be included in the class, send me an email at [president@cvarchers.com](mailto:president@cvarchers.com)

### **Range Security**

If you are leaving the range, lock the gate. If you are coming onto the range, lock the gate behind you. If you are unsure if you should lock the gate – lock the gate.

All club members must do their part to secure our range.

See you on the range!

Your President,

Kurt

Remember, archery is easy. Shoot a 10, do it again!

See you on the range!

Your President,

Kurt

Remember, archery is easy. Shoot a 10, do it again!



**805.581.1671**

**2150 Agate Court • Simi Valley, CA 93065**

## **FROM THE DESK OF THE VP**

Cathy Linson



I wanted to take a moment and thank everyone for all the hours worked over the past 12 months. We had all the help we needed for tournaments and other events and the range looks amazing! Some people went above and beyond, a special thank you to the following members:

### **Family Membership Hours**

Hoberg, K.	421
Linson, C.	349
Tanger, B.	217
Ivie, G.	158
Leviant, S.	131
Silverio, R.	117
Carter, B.	86
Jockisch, D.	82
Delbosque, J.	75

### **Single Membership Hours**

Keena, M.	343
Downey, K.	255
Houghton, G.	255
Downey, J.	195
Marshall, B.	191
Bombardier, B.	168
Cloepfil, K.	155
Knebel, K.	131
Newcomer, B.	118
Sheppard, T.	112
Hermann, C.	108
Robertson, A.	96
Tischler, J.	50

See you at the range,  
Cathy Linson  
Vice President  
Conejo Valley Archers  
[cmlinson@yahoo.com](mailto:cmlinson@yahoo.com)  
805-791-5102



## MEMBERSHIP CORNER

Bonnie Marshall

### October 2021 Anniversaries

17 Years – Bonnie Marshall

13 Years – Kevin and Ryan Cloepfil

10 Years – Peter Sperling

9 Years – Rob Lind

7 Years – Tom Sheppard, Ben Shirley,  
Cathy and Shen Linson

5 Years – George and Dana LaFountaine, Oscar Vallejo and family

3 Years – Charles Neace, John Spezzano

2 Years – Noah Barlow and family, Joseph Choodakaran and family,  
Denis Flood, Alora Herbst and family

First Anniversary – Justin Lerma, Mike Lytle, Natalie MacDonald, Jerry  
Ruano

Congratulations to All!!

### **Final days for on-site renewals!**

Saturday October 23 - Kitchen/Office

Sunday October 24 - Awards Banquet

Saturday October 30 - Kitchen/Office

Any General Membership Meeting

After any tournament registration

I will not be able process any paperwork once I return to coaching at Public Session. You will have to mail in your paperwork and only then can you pick up a key at an agreed upon date and location. Remember that the mail-in process takes time and your lack of preparation will not be my emergency!!

See you on the range!

Bonnie



## **CVA Awards Banquet this coming Sunday October 24, 2021 at the Park Pavilion, 11:30am Archery in the Cinema**

Catering by Smokey Joe's BBQ

CVA members and immediate family are welcome!

Don't forget the **Fun Shoot in the morning!**

**\*\*Come early or bring a comfy chair!**

Great food, awards, free raffles.

LAST CHANCES for on-site membership renewals. Waiting means mailing in paperwork and limited availability to pick up a new key.

•October 30th - final day on range

We still need volunteers for this event only 5 days away! Please click the link and get your hours started for the 2021-2022 club year!

**I need some help folks!**

<https://cvarchers.us2.list-manage.com/track/click?u=e67ee070994fde96c036d84ab&id=f3bedb95ec&e=b640c8133a>

Upcoming items - please call me directly - 805-427-5399

- Looking for someone with a projector unit capable of playing a DVD
- Looking for three full sized artificial trees
- I have a long-term onsite project - some moderate/heavy lifting/moving of boxes - need someone well organized

Thank you,  
Bonnie Marshall  
805-427-5399

## FROM THE DESK OF OUR VOLUNTEER COORDINATOR (COMMUNICATIONS)

Richard C. Silverio



Hello fellow CVA Members, I would like to be one of the first one to welcome all returning members back and new members to our archery club for this new Membership Calendar Year for 2021-2022 as we begin this new year.

We have a lot of exciting events coming up this new year starting with our annual **Banquet 2021**. With that being said, I just wanted to send you all a friendly reminder that our **Banquet 2021** is going to take place this **Sunday, October 24** and will be taking place at the **Tapo Canyon Park Pavilion**. All members are invited and we hope you can all join us for this very exciting event. There will be food and drinks served that day and awards will be handed out to members.

With that being said, we still need a couple of volunteers to help up set up and clean up for this event. **Volunteer hours will be counted for the 2021-2022 CVA Calendar year**. This is a good way to start building up your hours if you are a working member with the club. If interested to sign up, below is the link where you can volunteer:

[Banquet 2021 Volunteer Sign-Up](#)

### Other Work Available

**UPCOMING:** Our annual **CVA Public Session BBQ for 2021** is also coming up. **This event will take place on Saturday, October 30 during the Public Session**. We encourage members to join us this day as food will be served. To make things fun and to keep the Halloween

spirit alive, we also encourage you to wear your favorite Halloween Costume on that day. We ask for members to bring in their favorite dishes such as harvested meats and meat dishes, desert and fruit dishes, green salads and vegetable dishes, drinks, etc. that you would like to share with the public and fellow club members. If you are interested to participate, below is the link to sign-up:

[Public Session BBQ 2021 Sign Up Link](#)

Our **club historian** has retired and moved away from the area and we are still looking for a replacement. Please let any board member know if you are interested with this position.

We are still looking for people to **help out at the Public Sessions on Saturdays**. In order to work with the public, you must be a **USA Archery member**, pass the **Safe Sport training** and have a **background check**. Once you have met these prerequisites, we can give you the training you need to work the gate or the bin. Our club president **Kurt Hoberg** is planning to do an instructor class soon for those that want to assist in that capacity. Please contact our Club Vice President **Cathy Linson**, any board member or me if you are interested.

If working Saturdays is problematic for you and you need work you can do on your schedule, Please contact any board member. We have a project list and may be able to find something on that list that matches your skills and abilities.

### New Working Members Section

A. To get credit for hours worked please make sure to do any or all of the following:

1. Make sure to report to **Kevin Cloepfil** at work parties as he tracks your hours down and will assign work to you.
2. Sign in and out on the sheet located on the back of the bulletin board.

3. Email hours to **Dennis**

**McKaig** at [cvamemberhours@gmail.com](mailto:cvamemberhours@gmail.com) with before and after pictures. **Dennis McKaig** is Conejo Valley Archer's record keeper for our volunteered hours and is part of the volunteer coordinator team.

B. During work parties, such as the one mentioned above, **please make sure to wear long sleeves shirt and bring work gloves. The range will have tools available for use but if you have tools like machetes, hoes and rakes or any other gardening tools, please feel free to bring them as well. Since Covid is still around, masks are also recommended.**

C. Meeting place for work parties is usually at the Public Session parking lot by the kitchen. From time to time, meeting place may be at the Tournament Range. **CVA's Tournament Range is located at 5100 Bennett Road, Simi Valley, CA 91320.** Please look out for emails from me with details on work parties towards the beginning of the week to inform working members when we organize work parties.

Thank you and see you at the range,

**Richard C. Silverio**

*Volunteer Coordinator/USA Archery Level 2 Instructor, Instructor Trainer*

*Conejo Valley Archers*

*[richardcsilverio@yahoo.com](mailto:richardcsilverio@yahoo.com)*

## Setup for the Zombie Shoot



**We needed a lot of help to pull it off**








# And a few Pics From the Fun in the Sun Zombie Shoot

Courtesy of Richard Silverio











**Conejo Valley Archers  
2021 Year End Awards  
Ceremony and Banquet  
Sunday October 24<sup>th</sup>, 2021**

**Come to celebrate the top shooters of  
the club and connect with members!**

**Perpetual Trophy Award**

**George Levin Award**

**Belt Buckle Awards**

**Divisional Awards**

**President's Award**

**Volunteer Raffle Awards**

**BBQ Luncheon – catered by**

**Smokin' Steve's Pit BBQ**

**Free to members and their families.**

**Please wear a mask if you are not vaccinated.**

**Extra chairs may be needed.**

**See you at the ceremony.**

**Conejo Valley Archers  
Halloween BBQ and Costume  
Event!!  
Saturday October 30, 2021  
Public Session Range  
Around noon or when it's  
all ready!**

**We're not done partying for the club year!  
Join us for a BBQ featuring member harvested game,  
fish and fowl!**

Taste flavors and recipes, you may not have ever had or want to try.

Share a recipe!

Anyone who has something to contribute are welcome to bring it along!

Look for signups coming out soon.

There may be some prizes!

**Please wear a mask if you are not vaccinated.**

Non-Amgen



Conejo Valley Archers



**"I'll be Gnome for Christmas"**

**Toy Drive**

**Sunday, December 5, 2021**

This is a Rain or Shine Event

**30 Novelty and 3D Targets**

2 arrows, marked yardage, 10-8-5 scoring

All score cards must be turned in by 1:00pm

REGISTRATION  
7:30 - 8:30 AM

COST  
One unwrapped toy per  
archer valued at  
~\$15.00  
(Two Toys per Family)



ADULTS  
YOUNG ADULTS 15-17  
YOUTH 12-14  
CUB 11 and younger  
Compound  
Recurve  
Longbow

Matchbox for Mulligans: 2 Mulligans can be "bought" for 2 toy cars (or \$1 each)  
Snacks, water and beverages available on range

Directions: 118 Fwy to Simi Valley, exit Tapo Canyon, Go North 3 miles, turn left  
into Tapo Canyon Park. The range is inside the park. No dogs allowed.

For information on the Toy Drive: [editor@cvarchers.com](mailto:editor@cvarchers.com)

For Club/Shoot/Schedule Information call the club phone 805-328-4721  
Or visit our website [www.cvarchers.com](http://www.cvarchers.com)





*Conejo Valley Archers*  
CONEJO VALLEY ARCHERS

## Conejo Valley Archers Spring Classic

March 12-13, 2022

Three Archery Tournaments in One!

*Thrice the Challenge!*

*Thrice the Fun!*

NFAA Field Round • 3-D Round •  
American 900 Round

**Open and Traditional Money**

**Classes (M/F) for Each Tourney!**

**Over \$3,360 in Prize \$\$\$!**

Schedule	Saturday (13th)	Sunday (14th)
Registration Opens	7:00-8:30	7:00-8:00
Ranges Open: 3D and Field Ranges	7:30-4:30	7:30-12:30
900 Round — Practice Round	8:30	8:30
900 Round — Start	9:00	9:00
Score Cards Due	4:30	2:00
Awards		2:30

Shoot one, two, or all three Tournaments over two days.

Shooting Styles: Compound, Traditional, and FITA Recurve

American 900 Round	3-D Round	NFAA Round	Entries and Extras	Fees
5 ends of 6 arrows/dist.	25 targets	28 targets	<b>First Tournament</b>	(non-money class)
4 minutes per end	Unmarked yardage	Marked yardage	Adult/Senior	\$30
122cm targets (5-ring option)	No Range Finders!	4 arrows per target	Young Adult (15-17)	\$25
3 yardage distances:	2 arrows per target	5-4-3 scoring	Youth (12-14)	\$20
⇒ Senior 40-50-60y	Traditional: 33y max	Money Classes shoot Adult stakes by style (Comp. or Trad.) and use 6-5-4-3 "Pro"	Cubs (11 & Under)	\$15
⇒ Adult 40-50-60y	Compound: 50y max		<b>Second Tournament</b>	\$15
⇒ Y.A. 40-50-60y	Cub/Youth: 25y max		<b>Third Tournament</b>	\$10
⇒ Youth 30-40-50y	Money Classes shoot Adult stakes by style (Comp. or Trad.) and <b>cannot</b> purchase Mulligans or a Doe Tag		<b>Family Max *</b>	\$125 <sup>b</sup>
⇒ Cub 10-20-30y			3D Mulligan (2 Max)	\$1 each
Money Classes Shoot Adult			3D Doe Tag (1 Max)	\$1
			Pre-Register and pay with PayPal by 2/1/22	\$10 off of <b>total</b> fee
			Pre-Register by 2/28/22 and pay Day 1 (3/12/22)	\$5 off of <b>total</b> fee
			<b>All Money Classes</b>	(money class)
			Each Tournament	\$50 <sup>c</sup>
				(\$150 for all 3 tourneys)
			Pre-Register and pay with PayPal by 2/1/22	\$10 off <b>per</b> tourney (\$40 <b>each</b> after \$10 off)
			* Family: Parents and minor children	
			<sup>b</sup> Family Max <b>not</b> offered if Money Class entries included	
			<sup>c</sup> \$20 of each money class entry fee added to Pot	



**Awards for all Divisions in each tournament** (M/F) (Senior, Adult, Y.A., Youth, & Cub)

**Grand Champion:** Total Score for all three tournaments (non-money class only)

**Money Classes:** Separate Men's and Women's Open (sights, releases, and stabilizers okay) and Trad Classes for each tournament. We heard you, trad shooters! We're adding separate money classes for you too. Trad Money Class will include longbows and all recurve bow types (barebows only; arrow rests allowed).

Food and beverages available on the range.

RV Park (full hookup) and camping by range at Tapo Canyon Park (reservation strongly recommended): <http://www.ventura.org/inland-parks/tapo-canyon-simi-valley>

Vendors Welcome! Call (213) 590-6370 to reserve your space.

**Visit:** [www.cvaspringclassic.com](http://www.cvaspringclassic.com) for more information about the tournaments, the structure for the Money Classes, pre-registration instructions, and any hotel information.

**Questions?** Call Scott Leviant at (213) 590-6370 or e-mail [CVASCO@cvarchers.com](mailto:CVASCO@cvarchers.com)

02/27/2021

## New Target Stands on the Tournament Range

Courtesy of Arthur Robertson



**Old and New**



**Ready to Use ...**





# Pics from the Huntsmen Games – Day One, Utah



Kurt and Rose posing for a pic







# Day 2







Things were good until the wind picked up ...





## JOAD - Always On Point

October 2021



Spooky Greetings JOAD and CVA Members,

It has been a busy and eventful month. Our JOAD has been growing and we even had some students return that we haven't seen since prior to the COVID shutdown. JOAD has moved to "Indoor Season" meaning the targets are at 20m and the kids are shooting on 40cm targets. As soon as we moved to Indoor Season, Coach Ken began preparing the kids for the 2021 CA State Indoor Championships with 5 CVA JOAD kids representing at the Indoor games

State Indoor Championships were a success, and we had a great turnout! JOAD archers Nic Y., Audrey B., Michelle W., Derek L., and Jack H. were all present and shot extremely well. Coach Ken even competed and placed 3<sup>rd</sup> within his division. Our very own Audrey placed 1<sup>st</sup> at the Friday JOAD Championships for her recurve division and Jack H. placed 3<sup>rd</sup> in the cub Recurve Men's division. It was fantastic to see some of our archers competing for the first time and representing CVA! Many of our JOAD archers were able to earn Indoor Pins with their scores and some were personal bests! Saturday evening, we enjoyed a party with all available CVA members in our hotel lobby. It was a great evening of reminiscing and Ken providing an overview of how each archer shot and has progressed in his or her abilities.

In next month's Quiver, we will share pictures of the JOAD Halloween shoot. Kids are encouraged to dress in costume and we

will have decorated spooky targets. This year, Ken and I are planning on a special Halloween treat! Last year Ken dressed as an exact copy of Freddie Mercury ... what do you think he will be this year?

Lastly, Coach Ken, Coach John Downey and Geoff and Karly Houghton went on wine tasting day in Solvang to discuss JOAD planning and activities for 2022. It was a beautiful day, with many great wines (some not so great) and strategies for future JOAD events.

See you at the range,

Ken and Geoff



Indoor season has begun! The kids were practicing for CA State Indoor Championships.



A beautiful day and a full archery line!



Ken with Michelle, Jack and Nic at the 2021 CA State Indoor Championships.



CVA was well represented!







It was all smiles for Nic. He shot extremely well for his first tournament (including a 30)!



It was Michelle's first tournament as well! Watch out, we're going to see Michelle on a lot of podiums!





Derek was at full concentration and shot well for his first tournament!





Audrey is your 2021 JOAD Indoor Champion for Junior Women's Recurve!  
Way to go Audrey!





Jack shooting on Day 1 of the competition.



They'll give anyone a medal! Ken shot extremely well and placed 3<sup>rd</sup> in his division. We're proud of you Coach!





Audrey receiving her award!



For the first time the event was held in Tulare's International Agriculture Center. A very nice venue and quite large.



Jack placed 3rd in Cub Men's Recurve!



## From the JOAD Archives Cotton Bowl – May 2000



This is only half of the building...



Planning JOAD over wine and pizza. Great day with great friends.  
Ken thought he was drinking Welch's grape juice.





## Castor and Castoreum

*Bet you've never heard of it!  
A column for the "Conejo Quiver"  
by Curtis Hermann, October 2021*

Some of the things that I can bring to this column comes from having been in archery for seventy years and from being raised in a relative rural background in an isolated state as a youth. Generally speaking, I write about archery or bowhunting and occasionally just a little tale about something in nature that I think will interest or entertain the members of CVA. This is one of those times for a little tale about nature.



Many of you saw the movie "The Revenant" starring Leonardo DiCaprio. It takes place during the "Mountain Man Era" that had reached the west by 1823. Mountain men were fur trappers and wandered far and wide in search of new sources of beaver to trap. This particular story is about Hugh Glass, a mountain man with a larger-than-life reputation for adventure. Hugh was attacked by a



grizzly bear along the banks of the Big Horn River in north central Wyoming. He was left to die by a fellow trapper named Fitzgerald and a young boy who would later be known as the famed Jim Bridger, scout, Indian Fighter, trapper and wagon train guide. Barely alive and surely, he would die within hours, Fitzgerald took Hugh's gun, knife, flint and steel, "after all dead men don't need any tools", then covered Hugh with a bear skin.

Hugh survives his ordeal with the bear, he sips water from the river's edge, he sets his broken leg, ties foliage over his exposed ribs and

with only a bear skin to protect him from the elements he starts crawling to the northeast. He avoids the Arikara Indians and barbers



Illustration of Hugh Glass and his legendary bear attack published at the time for a newspaper.

with some Lakota Indians for meager supplies and a skin boat. Six weeks and 250 miles later, he walks into to Fort Kiowa in South Dakota on the Missouri river. Once recovered he searches for revenge against those who left him to die. He finds the trapper Fitzgerald who is up for murder of a soldier. Fitzgerald returns Hugh's rifle and Hugh tells him that should he survive the charges the army has against him and leaves the post that Hugh will kill him. Sometime later he finds the young Jim Bridger but makes peace with him.

The story takes place in Wyoming Territory between the Bighorn River at the base of the Big Horn Mountains on the west, the Powder



River on the east and what is now known as the Plate River as the southern border. This area today would be considered as a large portion of the north east quarter of the state of Wyoming.

These prairie rivers were loaded with beaver. They were the highways of their day and were dangerous places to be. War parties traveled their banks constantly and raided any nearby villages, they were also not fond of the mountain men.

I was fortunate to have been raised right in the center of this area just 125 years later, still the stories of the mountain men and the art of trapping was intriguing to me. The beavers were now gone and traps and trapping supplies were expensive, so I never got to experience having a trap line. We did have an older trapper who occasionally came to town for supplies, a few times I got to listen to his stories.

The era of the fur trapper was a big deal in this country. It was our largest international trade for several decades and the extent to which the fur trade companies would go to fill the world-wide need for pelts was truly amazing. We all learned about it in school, but what we did not learn however is that the pelt or skin of the beaver was not its only part that had value.

Beaver like most animals are territorial, they like to protect their territory so no squatters can attempt to move in and take over a portion of their territory. How do they do this? Well beaver have a couple of glands in sacs just under the tail (just like a skunk) called a Castor and these glands produce an oil (just like a skunk) called Castoreum that can be squirted on mud piles near their dens or slides along river or pond banks. These areas must be refreshed fairly often to be effective. The oil that is squirted smells similar to vanilla and sometimes like birch bark or Russian leather.

Beaver who have established a territory exercise their Castor's

frequently to warn off intruders and therefore they are often low on Castoreum. Those beaver who move downstream during the spring thaw often travel some distance to find a new territory, and do not utilize the Castoreum in their glands until a new territory is claimed. It is during this travel period that the Castors become enlarged, overflowing with the Castoreum oil that is prized.

The glands that make the oil are large and firm to the feel. On a fifty pound beaver each gland is about the size of a medium potato and will pretty much fill the palm of one's hand. They are grey and wrinkled and look similar to brain matter. These glands are called "Castors" and the oil that they produce is called "Castoreum." Each gland in today's market is worth about fifty dollars!



So, who in the heck in this modern world (nearly 250 years after the Mountain Man times) would buy beaver glands and oil? Well, you will be surprised when I tell you that it is the food industry that is the major purchaser of Castor and Castoreum. FDA regulations make it illegal to use castoreum in vanilla extract but it can be used with strawberries and other berries. When you read on the label on the jar that the item inside has been sweetened with "*natural sweeteners*," or *dipped a spoon into a bowl of Ben & Jerry's raspberry ice cream*, you may have just consumed a bit of Castor or Castoreum! You can tell your friends that you have tasted beaver and it had the essence of vanilla!

Castoreum like skunk oil is used in the perfume and toiletry industry,

you can imagine an after-shave lotion called “Russian Leather,” very masculine indeed!

When I was a young boy, I spent some time wandering the banks of each of these rivers, sometimes I was trying to fish, but mostly I was just enjoying time in nature. My father’s hobby was being a “Rock Hound” and as a family we would often spend a day along a rivers edge looking for “sweet-water agate’s and white or rose quarts that the spring floods had uncovered.

There was no beaver left in those days, but you will be glad to know that they have returned and are reasonably common today. It is 2021 and trappers and trap lines still exist and still maintain commercial value, many young outdoorsmen/women have put themselves through school by operating a successful trap line.

I hope you have found this little touch of nature knowledge to be interesting and enlightening, something new to know about in your world.

Till next time, keep those arrows in the air,  
Curtis

**NOTE:**

*On our range we have a large plant known as the Castor Bean plant, (Ricinus communis) it has large burr like seed pods that must not be handled or consumed. These seeds contain a highly toxic substance known as Ricin, a compound that has been weaponized by the military (not the same chemicals as beaver castor or castoreum!) Four to eight seeds of Castor Bean consumed internally can kill an adult, and handling seeds or foliage can create severe dermatitis.*

*Castor oil has been in use for hundreds of years. Egyptians used it as lamp oil, also castor oil has been used for centuries by mid-wives to induce labor. Medicines, facial make-up, hair products, nylon, and as*

*a motor oil additive are just some of the many uses of Castor oil and Castoreum. (FUN FACT: Castor oil was used in World War I airplane engines because it did not dilute, or mix with, gasoline. One of the side effects of its use, was that pilots inhaled castor oil exhaust particles. This was one reason that the pilots wore silk scarves, as a breathing filter over their nose and mouth. Chronic diarrhea was not uncommon for pilots from routinely breathing in the fine thin mist of the castor oil exhaust fumes. – Editor JBD)*



*This Castor Bean plant is 6’ high by 10’ wide and lives just behind target butt number 24*

**This Month’s Tip:**

“Glassing” or using a spotting scope to find animals from a long distance away is a common tactic the western hunter uses to locate game. When game is spotted, the terrain is studied and attention is paid to the wind direction, then an approach plan is developed.

In the picture provided, CVA members Ben Shirley, Jeff Owens and

wonder dog Travis are spending time searching draws, benches and other types of terrain on the Mesa in the background, utilizing a powerful 20x60 spotting scope mounted on a tripod. Anything over 12x magnification is considered extreme or high power. That Mesa, by the way, is close to five miles away.



It should be noted here that there were no roads in that valley between them and the Mesa. Game was spotted and the five-mile hike was taken to close the range.

Glassing is slow, tedious and eye straining work! Every detail, shadow or likely bedding area of the distant location must be scrutinized with an eye that can find the twitch of an ear or the turning of an antler.

Eye fatigue is the one negative to this process, as only one eye is being used on the scope. The other eye is usually closed so that there is no confusion between the two eyes, this too adds to the fatigue factor. One eye closed and the other squinting through the scope will cause facial muscular fatigue and stress.

The one way to relieve the strain is to cover the eye that is not on the scope lens with an eye patch! This will relieve the facial muscular fatigue and mental stress of trying to keep the one eye closed. This little tip can often double the amount of time one can be on the

scope before a headache sets in. Eye patches can be purchased on Amazon for less than \$10.00 or at your local drugstore or costume shop. Be sure that you always store the eye patch in with the scope so that you have it when you need it!



*This is how Ben Shirley covers a lot of territory to find just where the elk or deer are hiding out.*

Another way of glassing is to use a powerful set of binoculars mounted on a tripod, this uses both eyes and provides less eye strain. However, binoculars with the power of a spotting scope are large and bulky and often left behind. I

compromise by using an 8x56\* medium large binocular on a light weight tripod. I am good out to about 2.5 miles for a clear and detailed picture of the terrain and still able to count the points on a set of antlers. These days two and a half miles is about as far as I am willing to hike to make a stalk.

Whichever set up you choose to use; glassing will definitely improve your chances of success and it will teach you many things about where your prey likes to hang out and spend his time!

Curtis

*\* In binocular speak, the first number and the "x" are the power, i.e.: 8x equals eight power, the second number is the diameter of the objective lens in millimeters, i.e.: 56 equals 56 millimeters, which is a good size for gathering light during low light conditions like at dawn or dusk. The larger the objective lens the more light it allows in. The object is to have an objective lens that is at least five times the magnification or power, i.e. 8x40 or 10x50. Binoculars over ten-power are usually hard to hold steady without the use of a tripod.*



## ADOPT-A-TARGET (CVA Roving Range)

Most of our target lanes have been adopted. If interested in adopting one you can contact one of the Board Members.

Jbd

Target	Distance	Adopter
1	35 yrd. fan field 36 yrd fan hunter	Ben Shirley
2	30 yrd. field 32 yrd hunter	Ben Shirley
3	20 yrd. field 19 yd walk-up hunter	Tom Swindell
4	35 ft. walk-up field 11 yrd hunter	Luttrell Family
5	80 yrd. walk-up field 70 yrd. walk-up hunter	Norm Rice
6	25 yrd field 28 yrd. fan hunter	William Bachellar
7	55 yrd field 53 yrd walk-up hunter	Jim Collins
8	45 yrd walk-up field 44 yrd hunter	Jim Collins
9	15 yrd. field 15 yrd. walk-up hunter	Ron Riley
10	65 yrd. field 64 yrd. walk-up hunter	Brian Carter
11	40 yrd field 40 yrd. Hunter	Norm Rice
12	60 yrd field 58 yrd. walk-up	Jackie Rice
13	45 yrd field 23 yrd. walk-up hunter	Tom Roberts
14	50 yrd. field 48 yrd walk-up hunter	Mike Chase
15	45 yrd. walk-up field 44 yrd. hunter	JOAD Parents

16	50 yrd. field 48 yrd. hunter	Tom Sheppard and Wendell Wright
17	20 yrd field 19 yrd. walk-up hunter	JOAD Parents
18	80 yrd. walk-up field 70 yrd walk-up hunter	Jake Anderson w John Somers & Jonathan Sylvester
19	55 yrd. field 53 yrd. walk-up hunter	Marc Albanza
20	25 yrd. field 28 yrd. fan hunter	Ruthie Haskins
21	35 yrd. fan field 36 yrd fan hunter	Arthur Robertson
22	30 yrd. field 32 yrd. fan hunter	Phil Bruno
23	35 ft. walk-up field 11 yrd. Hunter	Steve Mahoney
24	45 yrd. field 23 yrd. walk-up hunter	William Bachellar
25	65 yrd. field 64 yrd. walk-up hunter	Curtis Perry
26	60 yrd field 58 yrd. walk-up	Jeffrey Del Bosque & Catherine Cavadini
27	15 yrd. field 15 yrd. walk-up hunter	Ramon Barajas
28	40 yrd. field 40 yrd. hunter	Thomas Cayia
	20 yd practice butts running pig	Thomas Cayia

## CVA CONTACT INFORMATION

<b>BOD Member</b>	<b>Position</b>	<b>E-Mail</b>	<b>Phone</b>
Kurt Hoberg	President, Coach	<a href="mailto:president@cvarchers.com">president@cvarchers.com</a>	805-552-9934
Cathy Linson	Vice President	<a href="mailto:vicepresident@cvarchers.com">vicepresident@cvarchers.com</a>	805-791-5102
Scott Leviant	Secretary, Tournament Range Chairman, Coach	<a href="mailto:secretary@cvarchers.com">secretary@cvarchers.com</a>	213-590-6370
Genevieve Ivie	Treasurer, Instructor	<a href="mailto:treasurer@cvarchers.com">treasurer@cvarchers.com</a>	805-657-9742
Mike Keena	Board Member, Field Range Captain	<a href="mailto:mkeena@cvarchers.com">mkeena@cvarchers.com</a>	805-527-4585
Bryan Tanger	3D Range Captain	<a href="mailto:cva3dshooter@gmail.com">cva3dshooter@gmail.com</a>	
Kevin Cloepfil	Board Member		805-390-1059
Bill Davis	Board Member, Instructor		805-208-7002
David Jockisch	Board Member, Publicity Chair	<a href="mailto:davidjockisch@yahoo.com">davidjockisch@yahoo.com</a>	
Erik Hammerquist	Board Member	<a href="mailto:emammerquist@outlook.com">emammerquist@outlook.com</a>	818-515-4465
Brian Carter	Board Member, Instructor	<a href="mailto:reiadvisor@yahoo.com">reiadvisor@yahoo.com</a>	818-232-1580
Clark Pentico	Previous Club President	<a href="mailto:clarkp@cvarchers.com">clarkp@cvarchers.com</a>	805-630-1749
Ken Downey	JOAD Program - Lead Coach	<a href="mailto:ken.downey@cvarchers.com">ken.downey@cvarchers.com</a>	805-231-6135
John Downey	Newsletter Editor, Club Tournament Chair, Coach	<a href="mailto:editor@cvarchers.com">editor@cvarchers.com</a>	805-527-4894
Bonnie Marshall	Membership Chair, Coach		805-328-4721
Noah Barlow	Volunteer Hours Coordinator		
Richard C. Silverio	Volunteer Hours Coordinator, Instructor	<a href="mailto:richardcsilverio@yahoo.com">richardcsilverio@yahoo.com</a>	818-442-5182

# **CONEJO QUIVER**

**November 2021 Issue**



**The next Club Shoot and General Meeting (at 11:30am) will occur per our normal schedule on November 28, 2021. Please wear an appropriate protective face covering while on the range and during the meeting if you haven't already received your COVID-19 vaccinations.**



## FROM THE EDITOR

John Downey, Editor

Welcome to the November issue of the Conejo Quiver Newsletter. I hope you had a wonderful Thanksgiving Day Holiday.

I'm pleased to announce that we have a full crew this month. All of our regulars, Kurt Hoberg, Cathy Linson, Scott Leviant, Bonnie Marshall, Scott Jockisch, Richard Silverio, Curtis Hermann, Ken & Geoff, and yours truly have items of interest for you to peruse.

Last month was our Annual Club Banquet and Awards Ceremony. Many of you made it out to the festivities. Thank you. A number of you also made it to our Public Session BBQ. We have a few photos from it for you. Check out the Halloween JOAD photos as well.

In addition to the monthly November Club Shoot (which is the first club shoot of the new club year), we also have our annual **Toys Shoot** (think **Toys for Tots** or **Spark of Love**) coming up on December 5<sup>th</sup>. Please make plans to attend and support our club in this worthy endeavor. The entry fee is one unwrapped toy valued at approx. \$15 dollars (see flyer in this this newsletter).

NOTE: As this is the start of the club year, everyone who participates in the monthly club shoot will be starting over without a handicap. Everyone will receive a handicap upon completing their third club shoot (many will do so in January).

Finally, I'm pleased to announce that we are adding a new age category for Range Records Trophies this year. In addition to our normal Senior and Golder Ager Divisions, we are adding a new **50-to-64-year Age** Group. More info on this to come.

As we go into the December Holiday Season, please take care of yourselves and your loved ones.

Regards  
John Downey, Editor

## FROM THE DESK OF THE PRESIDENT

Kurt Hoberg

### CVA Range News

#### **CA State Outdoor, Late June 2022:**

Due to challenges securing venues in the CA Southern Region, I have been asked by the State Archers of CA Board if CVA would be interested in hosting the CA State Outdoor on our Tournament Range, tentative shoot dates of June 24-26. This is one of the three required State Ranking shoots, and generally has 300+ archers shooting. I presented this idea to the CVA Board, and we voted to host the event.



The SAC Board is going to assist us with this event, as we've not done anything of this nature before. We have equipment being brought down to help (target stands, flags, signage, etc.), and will be running numerous lines each day to pack in the shooters into our 40 lanes.

I'm actively working on the documentation, budgeting, planning, etc. to make this happen. This is a huge opportunity for our club, as many Southern California shooters no nothing about CVA and what we offer. This shoot also presents an opportunity to make a good amount of money for the club. Last but not least, this type of event is why the Easton Foundation granted us the money to build the Tournament Range.

We'll have lots of volunteer opportunities, so this will be a great way to retire some volunteer hours. As things develop, I'll let the club know.

**CVA Toy Drive:** The annual CVA Toy drive is scheduled for December 5<sup>th</sup>, please come and shoot for a great cause. Cost is an unwrapped toy worth \$15 and the theme this year is "I'll be Gnome for Christmas."

**Overall Range News:** The dry and windy season is upon us, so the range is nice and neat. As the brush is all very dry, there is absolutely no smoking or open flame allowed anywhere on the property. Also, the wind has been known to knock down bales on the range, so if you see anything that needs to be fixed, please let a range captain know. We'll be replacing the foam backers on the Field Range this month, and also replacing pins that have gone missing. Please do not take any pins from the Field Range, they aren't there to be removed, they need to stay in place so we can continue to put targets on the bales. The club pays for them, they aren't free. If you need target pins please search google, there are many options.

**CVA Lease Renewal:** Our draft lease is with the County Supervisor for review. I'll be reaching out to him next week for status on the document and when it will be provided to CVA for our review and potential suggested edits. As a reminder, our lease expires Jan 2022, so we have a few weeks yet to get this done. I don't foresee any issues.

**Public Session:** It's been super busy at the Public Session. Saturday November 13<sup>th</sup>, we restarted the 300 round, with several new shooters joining the program. If you would like to participate, the 300 round starts at 11am (get there early to warm up), is a scored 30 arrows, 6 arrow ends, 4 minutes per end, at 18M round. You don't need to be a CVA Club member to shoot, however you do need to be a USA Archery Member.

If you are interested in shooting for awards, you need to be a USA Archery Member, participation in the pin program is \$10 per year per shooter, and awards cost \$5 when the score is shot. Please reference the following USA Archery site for the details:  
<https://www.usarchery.org/participate/achievement-awards>

### **Tournament News**

We are at the end of the season; however, scheduling is starting in 2022. Here is a list of shoots that are scheduled for early next year:

- The Vegas Shoot: <https://www.thevegasshoot.com/>
- CA State Indoor:
  - JOAD: <https://www.usarchery.org/events/event-information/39030>
  - State Indoor: <https://www.usarchery.org/events/event-information/39031>
- Indoor Nationals: <https://www.usarchery.org/events/event-information/38965>
- CBH Indoor: <https://www.cbhsaa.net/EventCalendar>

Be sure to check the USA Archery schedule, the CBH newsletter, and social media for status of a scheduled shoot. Schedules seem to change frequently, and often at the last minute.

If you shot a tournament and took a medal, please let me know so I can recognize your achievements. We are proud of our CVA shooters and want to celebrate your wins!

Please click the links below for more info if you are interested in shooting these tournaments:

- CA Archery is using the USA Archery WEB site to schedule tournaments. Browse to <https://www.usarchery.org/events/find-an-event> to find and schedule out the event of interest.
- CBH/SAA: <https://www.cbhsaa.net/EventCalendar>

### **USA Archery Level 1/2 Instructor Course**

USA Archery has changed the format for the L1/L2 course. The new delivery format is an online training that the student can schedule and take, followed by a one or two day practical (L1 vs. L2) that will be scheduled by a Certified L1/L2 Instructor.

Students that are interested in certification can take the online courses currently, they are offered and managed through USA Archery's WEB site at <https://www.usarchery.org/coaches/find-a-course>

Once you have completed the online course, you are eligible to take the practical portion of the course to complete your certification. I'll be delivering the practical aspects of the course, L1 and L2.

I've needed to push the practical to a December timeframe due to personal commitments. Once scheduled I'll post the details.

If you would like to be included in the class, send me an email at [president@cvarchers.com](mailto:president@cvarchers.com)

### **Range Security**

A BIG thanks to Arthur Robertson for repairing our main gate. The drop rod needed to be replaced as it was bent, and he took care of it. Now our range is able to be secured in the way the gate was designed!

If you are leaving the range, lock the gate. If you are coming onto the range, lock the gate behind you. If you are unsure if you should lock the gate – lock the gate.

All club members must do their part to secure our range.

See you on the range!

Your President,

Kurt

Remember, archery is easy. Shoot a 10, do it again!

## **FROM THE DESK OF THE VP**

Cathy Linson



Gift Card Winners

Since we now require more hours for a family membership than a single membership it made sense to me to divide the gift cards up differently than we have in the past. This year there were 6 gift cards given out in amounts ranging from \$75 to \$150, all from Lancaster Archery. The winners of the gift card drawings for those who worked more than their required hours last club year are as follows.

In the family membership category, the drawing winners were: Kurt and Rose Hoberg with 421 hours received a gift card valued at \$150

Richard, Cassandra and Chloe Silverio with 117 hours received a gift card valued at \$100

David and Jaiden Jockisch with 82 hours received a gift card valued at \$75

In the Single Membership Category, the drawing winners included: Mike Keens with 343 hours received a gift card valued at \$150  
John Downey with 195 hours received a gift card valued at \$100  
Brandon Newcomer with 118 hours received a gift card valued at \$100

Thank you to everyone who worked hard last year!

See you at the range,  
Cathy Linson  
Vice President  
Conejo Valley Archers  
[cmlinson@yahoo.com](mailto:cmlinson@yahoo.com)  
805-791-5102



## PUBLICITY CHAIR

David Jockisch

Dear Member,

Happy Thanksgiving!

I hope that you are enjoying the holiday with your family. I am. In fact, I am also celebrating my daughter's Birthday which this year falls on Thanksgiving.

As we are now one week away from our "I'll be Gnome for Christmas" Toy Drive Shoot, this is my last chance to remind you of this event.

I am sure that you have already placed this shoot on your calendar and will be attending.

The admission fee per individual is one un-wrapped toy valued at approximately \$15.00 which will be given to the local children in our area that are less fortunate. Please see the flyer below for more details.

Please join us in making the holiday season brighter.

This event is for all styles and ages of archer, so please tell your friends, and join us on Sunday, December 5<sup>th</sup>, 2021.

We are looking forward to seeing you at this, our last event for the 2021 year, or our other planned tournaments in 2022 (See Below).

## Other upcoming events:



**Visit:** [www.cvaspringclassic.com](http://www.cvaspringclassic.com) for more information about the tournaments, the

structure for the Money Classes, pre-registration instructions, and any hotel information.

**Questions?** Call Scott Leviant at (213) 590-6370 or e-mail [CVASC@cvarchers.com](mailto:CVASC@cvarchers.com)

Sincerely,

David Jockisch  
Board Member and Publicity Chair



**805.581.1671**

**2150 Agate Court • Simi Valley, CA 93065**



Conejo Valley Archers



"I'll be Gnome for Christmas"

## Toy Drive

Sunday, December 5, 2021

This is a Rain or Shine Event

### 30 Novelty and 3D Targets

2 arrows, marked yardage, 10-8-5 scoring

All score cards must be turned in by 1:00pm

#### REGISTRATION

7:30 - 8:30 AM

#### COST

One unwrapped toy per archer valued at ~\$15.00  
(Two Toys per Family)



ADULTS  
YOUNG ADULTS 15-17  
YOUTH 12-14  
CUB 11 and younger  
Compound  
Recurve  
Longbow

Matchbox for Mulligans: 2 Mulligans can be "bought" for 2 toy cars (or \$1 each)  
Snacks, water and beverages available on range

Directions: 118 Fwy to Simi Valley, exit Tapo Canyon, Go North 3 miles, turn left into Tapo Canyon Park. The range is inside the park. No dogs allowed.

For information on the Toy Drive: [editor@cvarchers.com](mailto:editor@cvarchers.com)

For Club/Shoot/Schedule Information call the club phone 805-328-4721  
Or visit our website [www.cvarchers.com](http://www.cvarchers.com)

## MEMBERSHIP CORNER

Bonnie Marshall

### Final Opportunities to Renew

For those procrastinators among us, (you know who you are!) I wanted to post a last note about renewals.



The only times now available for renewals is:

- General Membership Meetings November 28, 2021
- Toy Shoot - December 6, 2021, after registration
- December 26, 2021 - be aware that this meeting may or may not be cancelled due to the holiday
- Mail In – Understand that you can mail in renewal paperwork, but I do not mail out keys and cards and they still need to be picked up at the range, at a time arranged with me.

After the December General Meeting, I will be removing all non-renewals from the membership scrolls and all communications, unless I hear from you differently.

Please remember that renewals are not prorated and that Maintenance Fees and working hours do not get adjusted.

### November Anniversaries

17 Years – Gary White

12 Years – Steve and Lois Price

7 Years – James Stankovich

5 Years – Nathalie Normond

3 Years – Geoffrey Houghton and family, Marc Alabanza

1<sup>st</sup> Anniversaries

Natalie Barbera and family, Jamie Grove, Kerry Vanes, Wendell Wright

Congratulations to All!

I hope to hear from you soon! See you at the range,

Bonnie



## Conejo Valley Archers Spring Classic

March 12-13, 2022

Three Archery Tournaments in One!

Thrice the Challenge!

Thrice the Fun!

NFAA Field Round • 3-D Round •  
American 900 Round

**Open and Traditional Money  
Classes (M/F) for Each Tourney!  
Over \$3,360 in Prize \$\$\$!**

Schedule	Saturday (13th)	Sunday (14th)
Registration Opens	7:00-8:30	7:00-8:00
Ranges Open: 3D and Field Ranges	7:30-4:30	7:30-12:30
900 Round — Practice Round	8:30	8:30
900 Round — Start	9:00	9:00
Score Cards Due	4:30	2:00
Awards		2:30

**Shoot one, two, or all three Tournaments over two days.  
Shooting Styles: Compound, Traditional, and FITA Recurve**

American 900 Round	3-D Round	NFAA Round	Entries and Extras	Fees
5 ends of 6 arrows/dist.	25 targets	28 targets	<b>First Tournament</b>	(non-money class)
4 minutes per end	Unmarked yardage	Marked yardage	Adult/Senior	\$30
122cm targets (5-ring option)	No Range Finders!	4 arrows per target	Young Adult (15-17)	\$25
3 yardage distances:	2 arrows per target	5-4-3 scoring	Youth (12-14)	\$20
⇒ Senior 40-50-60y	Traditional: 33y max	Money Classes shoot Adult stakes by style (Comp. or Trad.) and use 6-5-4-3 "Pro"	Cubs (11 & Under)	\$15
⇒ Adult 40-50-60y	Compound: 50y max		<b>Second Tournament</b>	\$15
⇒ Y.A. 40-50-60y	Cub/Youth: 25y max		<b>Third Tournament</b>	\$10
⇒ Youth 30-40-50y	Money Classes shoot Adult stakes by style (Comp. or Trad.) and <b>cannot</b> purchase Mulligans or a Doe Tag		<b>Family Max *</b>	\$125 <sup>b</sup>
⇒ Cub 10-20-30y			3D Mulligan (2 Max)	\$1 each
Money Classes Shoot Adult			3D Doe Tag (1 Max)	\$1
			Pre-Register and pay with PayPal by 2/1/22	\$10 off of <b>total</b> fee
			Pre-Register by 2/28/22 and pay Day 1 (3/12/22)	\$5 off of <b>total</b> fee
			<b>All Money Classes</b>	(money class)
			Each Tournament	\$50 <sup>c</sup> (\$150 for all 3 tourneys)
			Pre-Register and pay with PayPal by 2/1/22	\$10 off <b>per</b> tourney (\$40 <b>each</b> after \$10 off)
			<sup>a</sup> Family: Parents and minor children	
			<sup>b</sup> Family Max <b>not</b> offered if Money Class entries included	
			<sup>c</sup> \$20 of each money class entry fee added to Pot	

**Awards for all Divisions in each tournament (M/F) (Senior, Adult, Y.A., Youth, & Cub)**

**Grand Champion:** Total Score for all three tournaments (non-money class only)

**Money Classes:** Separate Men's and Women's Open (sights, releases, and stabilizers okay) and Trad Classes for each tournament. We heard you, trad shooters! We're adding separate money classes for you too. Trad Money Class will include longbows and all recurve bow types (barebows only; arrow rests allowed).

Food and beverages available on the range.

RV Park (full hookup) and camping by range at Tapo Canyon Park (reservation strongly recommended): <http://www.ventura.org/inland-parks/tapo-canyon-simi-valley>

Vendors Welcome! Call (213) 590-6370 to reserve your space.

**Visit:** [www.cvaspringclassic.com](http://www.cvaspringclassic.com) for more information about the tournaments, the structure for the Money Classes, pre-registration instructions, and any hotel information.

**Questions?** Call Scott Leviant at (213) 590-6370 or e-mail [CVASC@cvarchers.com](mailto:CVASC@cvarchers.com)

02/20/22

## From the Pen of H. Scott Leviant

CVA Club Secretary

Greetings fellow CVA members,

As we start the 2021-22 CVA club year, I want to catch members up on news you might have missed or forgotten.

First, after the cancellation in 2021, things are looking good for the 2022 CVA Spring Classic. As in years past, the CVA Spring Classic is a two-day archery festival that offers participants the opportunity to shoot in any or all of three distinct tournaments: an American 900 Round, an *unmarked* yardage 3-D Round, and a NFAA Field Round. As we try to build some momentum with California archers that lost a year of competitions due to cancellations, for 2022 we are splitting the prize money classes for men and women into separate open and traditional money classes for each of the three separate tournaments that make up the two-day CVA Spring Classic, with a minimum guaranteed total prize money pot of \$3,600 (this is a carryover pot from the cancelled 2021 CVA Spring Classic). That means the compound shooters won't be the only people taking home checks in March 2022. Since this is the first year that we are separating the money classes, the "traditional" class will include all barebow styles. But the moment we get the turnout that we need to divide that class traditional money class further, we will. The dedicated website for the 2022 CVA Spring Classic has more information:

<https://www.cvaspringclassic.com/>.

To make the 2022 CVA Spring Classic a successful event, we need your help. Don't be shy about making this your first tournament. You don't have to sign up for all three of the separate events. Pick one and have fun. The more support our own club shows for its own events, the more visiting archers will think we stand behind our



tournament offerings. And if this isn't your first rodeo, come out and show the first-timers how it's done.

If competition isn't your thing, please consider volunteering to work before or at the event when sign-up reminders roll out. With multiple money classes shooting in each of three events, we will need roving officials throughout our course, and that means all hands-on deck next March. And February will be a busy month of Range grooming, especially if we get any significant rain in December and January. I look forward to seeing you shooting and/or working at the 2022 CVA Spring Classic.

Next, I want to remind members that the monthly draft General Meeting Minutes are uploaded each month to the CVA website, at this page: <https://www.cvarchers.com/draft-minutes>. If you've attended a meeting and want to make sure that we've documented the Meeting business correctly, you can review the draft minutes and then let us know if you think corrections are in order. If you can't get to a meeting but want to stay up to date on CVA activity, this is another way to stay connected.

Finally, I want to remind you of our social media presence. We have established a "Page" on Facebook, to expand upon the Facebook "Group" we currently maintain. The Page, @cvarchers, is helping to establish us as an organization online. "Like" our Facebook Page to promote it to your own circle of friends if you haven't done so already. We also have an Instagram account, which we use to showcase CVA through photography and very short videos. If you've looked at the Facebook Page, you will see that the Instagram posts also appear there, for broader distribution. We plan to take things a little further next year with instructional videos on our website that will be hosted on YouTube. Stay tuned for more details.

**Scott**

## Pictures from the Toy Shoot Pasting Party



**Rose and Kurt setting up**



**Rose with her "Target" target**





**Rolling along**



**No place like Gnome**





**This is the way we paste a target ...**



**Just another Windy Day on the Range**



**Late but not forgotten**



## FROM THE DESK OF OUR VOLUNTEER COORDINATOR (COMMUNICATIONS)

Richard C. Silverio

Hello fellow CVA Members

As we are approaching the holidays starting with thanksgiving, **I would like to give thanks to ALL** of our working members for all the hours that they put in to help with the success of our range. My daughters and I have been attending local tournaments lately in preparation of both State and National tournaments for early 2022 and as I met archers from different clubs who visited our club in the past, I hear nothing but good things from them. I am sure I can speak on the behalf of our board members and officers, but we really appreciate all of our working members' contribution maintaining and running our range. It is each of you that makes Conejo Valley Archers a very beautiful & successful club to do archery.



Just as a reminder our Toy Drive Shoot for 2021 which is themed this year as *I'll Be Gnome for Christmas* is just about 2 weeks away. Save the date - December 5, 2021, we hope you will be able to participate on this tournament. That being said, we are once again reaching out to each of our working members to volunteer and help us prepare for this very exciting tournament that is for good cause, to help organized and run the event if you are able to. **Volunteer work is needed on the day before the event - December 4, 2021 and on the day of the event - December 5, 2021.** If you are not going to participate with the tournament and are interested to volunteer, below is the online sign-up link:

Dec 4 & Dec 5: [Toy Drive Shoot 2021 Volunteer Work Sign Up Link](#)

If you already signed up to volunteer, I would like to thank you for your time, dedication and efforts. If you are going to participate for the tournament, you may want to still consider doing some volunteer work on the day before the event if you are able to.

**Conejo Valley Archers officially reinstated the USA Archery achievement pin program up again for both Adult Achievement and J.O.A.D. several weeks ago. This 300-shot tournament happens during the Public Session at 11:00 AM. These quick, scored competitions will allow those who are interested to test their archery skills in a friendly environment.**

**You can shoot these rounds for fun or for USA Archery PIN awards.**

**To qualify for USA Archery PIN awards, you must be:**

- **A USA Archery Member.** US Archery sponsors the PIN program and so requires membership in order to be presented awards for scores shot. Please browse to <https://www.usarchery.org/memberships/become-a-member> for membership pricing and information.
- **Enrolled in the PIN program hosted by CVA.** The cost is \$10 annually per shooter. Please see Kurt Hoberg or myself prior to the 11am 300 Round to enroll in the program.
- **Each Pin award is \$5, and a Lanyard to display your awards is also \$5.**
- **USA Archery's PIN program is offered to both youth (8-18yrs) and adult archers.** Please reference the following for information on the PIN programs:
  - <https://www.usarchery.org/participate/achievement-awards>
  - <https://www.usarchery.org/resources/joad-indoor-achievement-scoring-matrix-250319072309.pdf>
  - <https://www.usarchery.org/resources/indoor-adult-achievement-scoring-matrix-250319071253.pdf>

- **Due to space limitations, CVA only offers the Indoor PIN program.**

**You may be wondering...what is a 300 round and how does it work?**

- **The 300 round is 30 arrows, shot in 5 ends of 6 arrows, maximum of 10 points per arrow, 4-minute ends at 18M. Youth Archers will be shooting at the 10M for the first 4 pins and will advance at the 18M for the last 4 pins.**
- **Targets are provided. Archers have a choice of either a 40cm face or 40cm three-spot. While Youth Archers will only have the choice of a 60cm face for the first 4 pins and will have the choice for of a 40cm face (scoring a bit less) or 60cm face once they advance to the 18M for the last 4 pins.**
- **The round is shot at CVA's 18M Line at the JOAD range.**
- **If more than 20 archers are participating, the round will be shot in two lines.**
- **The round adheres to the standard competition whistle system and format.**
- **During shooting both the 300 round and 5M Public Session lines run on the same whistle, managed by the 300 round Director of Shooting (DOS).**
- **Shooting starts promptly at 11:00 am. No makeup ends will be offered for latecomers.**
- **Typical time to complete a 300 round is under 1 hour.**
- **Scorecards will be provided, and scores will be tracked weekly.**

**300 rounds are free for CVA Club Members. For non-members, CVA Public Session fees apply (\$5 per person / \$15 per family).**

To all those who volunteer during the Public Session, from time to time I will be assisting Kurt with this tournament. If Kurt or myself are volunteers for the first shift, **we need to prepare for this at least 15 minutes before 11 AM.** That being said, we want to remind and

make sure that all volunteers of the public session to please do their best to arrive on-time. Just as a reminder, the **first shift** starts at **8:30 AM** and ends at **11:00 AM** and the **second shift** starts at **10:45 AM** and ends at **1:15 PM.**

### **Other Work Available**

The adopters of field range **Lane 7** and **Lane 8** let go of their lanes. Both these lanes are up for adoption and we need someone to step up and take care of those lanes, please jump in if you are able.

Our **club historian** has retired and moved away from the area and we are still looking for a replacement. Please let any board member know if you are interested with this position.

We are still looking for people to **help out at the Public Sessions on Saturdays.** In order to work with the public, you must be a **USA Archery member**, pass the **Safe Sport training** and have a **background check.** Once you have met these prerequisites, we can give you the training you need to work the gate or the bin. Our club president **Kurt Hoberg** is planning to do an instructor class soon for those that want to assist in that capacity. Please contact our Club Vice President **Cathy Linson**, any board member or me if you are interested.

If working Saturdays is problematic for you and you need work you can do on your schedule, Please contact any board member. We have a project list and may be able to find something on that list that matches your skills and abilities.

### **New Working Members Section**

A. To get credit for hours worked please make sure to do any or all of the following:

1. Make sure to report to **Kevin Cloepfil** or **to the person running the**

venue at work parties as (s)he tracks your hours down and will assign work to you.

2. Sign in and out on the sheet located on the back of the bulletin board.

3. Email hours to **Dennis McKaig**

at [cvamemberhours@gmail.com](mailto:cvamemberhours@gmail.com) with before and after pictures. **Dennis McKaig** is Conejo Valley Archer's record keeper for our volunteered hours and is part of the volunteer coordinator team.

B. During work parties, **please make sure to wear long sleeves shirt and bring work gloves. The range will have tools available for use but if you have tools like machetes, hoes and rakes or any other gardening tools, please feel free to bring them as well. Since Covid is still around, masks are also recommended.**

C. **Meeting place for work parties is usually at the Public Session parking lot by the kitchen.** From time to time, meeting place may be at the Tournament Range. **CVA's Tournament Range is located at 5100 Bennett Road, Simi Valley, CA 91320.** Please look out for emails from me with details on work parties towards the beginning of the week to inform working members when we organize work parties.

If you have any questions and/or concerns, please address them with our Club Vice President, **Cathy Linson** by e-mailing her at [cmlinson@yahoo.com](mailto:cmlinson@yahoo.com) or by calling her at 805-791-5102 or to me at [richardcsilverio@yahoo.com](mailto:richardcsilverio@yahoo.com).

Thank you and see you at the range,

**Richard C. Silverio**

*Volunteer Coordinator/USA Archery Level 2 Instructor, Instructor Trainer*

*Conejo Valley Archers*

[richardcsilverio@yahoo.com](mailto:richardcsilverio@yahoo.com)

## Happy Turkey Day!

Wild Turkey picture courtesy of Clark Pentico





## JOAD - Always On Point

November 2021



Greetings JOAD and CVA Members,

As of this writing, Thanksgiving is 4 days away, Christmas is 34 days away and it is truly amazing just how fast time flies. 2021 is nearing an end and JOAD has been busy averaging 15 kids a week! Most of our JOAD kids have been with us long enough to purchase their own equipment. Its quite amazing to see the level of talent we have at JOAD. If you're ever near the tournament range on a Saturday between 0900-1130, swing by, say hello, watch some amazing kids shoot and perhaps have a friendly competition with us!

The JOAD team had an enjoyable Halloween shoot. The mats were adorned with themed targets with a range of points assigned. Each student cycled through the mats and maintained their scores as if we were shooting for pins. Once all kids have completed the course, the scores were tallied, and ghostly awards were provided. It was a great shoot and kids seemed to have fun. We even had some wonderful costumes including a hippie, fish, princesses, a crab, and a maid. Congrats to those that placed and all those that participated.

Currently, the kids are preparing for several indoor tournaments at the start of 2022 including the Vegas Shoot! We are working with each student and developing their form and Coach Ken provides

tournament goals for the student to focus upon. If your child is interested in participating in a tournament, please speak with Coach Ken.

A big thank you to our CVA leadership and volunteers that donated their time and efforts to put on an end of the year catered BBQ. It was great to mingle with fellow CVA archers and their families. Two of our very own JOAD students were awarded Buck Knives for competing in the monthly club shoot. Brothers, Jack and Charlie Houghton (age 13 and 10 respectively) competed in the monthly club shoot and were awarded Buck Knives for their efforts. Jack Houghton also received a CVA scholarship to be used for archery equipment or toward the costs of tournaments. Way to go boys!

Our annual JOAD holiday shoot will be December 18<sup>th</sup>. This year we are going to attempt a new format with a gift exchanged associated with archery related challenges, and a catered breakfast. Stay tuned for pictures and an update.

Thank you!

Ken and Geoff



The first of many decorated target mats!



It was a beautiful day for a Halloween shoot!



Zombies, skulls and bats, just part of the many targets the kids could choose from.





Trick or treat, the targets are neat!



Our JOAD Halloween students ready to shoot!



Zombies are tricky to shoot, but so is our JOAD shoot!



What a beautiful setting for a shooting line!





Coach Ken showing the kids how it's done!



Arrow and balloon art!





The target after a balloon shoot!



A flock of birds? Nope, bows and stabilizers! Pic courtesy of two different JOAD parents, Tammy and Natalie, who thought it was an amusing image! It sure is and thanks for sharing.





## From the JOAD Archives

### Target Nationals 2001



Jack and Charlie receiving their Buck knives. Great job, you two!



Jack receiving his scholarship. Thank you CVA!



Guess Who?



## The Memorable Back Quiver

*A column for the "Conejo Quiver" by Curtis Hermann 10/25/2021*

It is the first rainy day of the season as I sit at my desk in my archery den a sense of nostalgia encompass both my mind and my body. I do not know why a rainy day has that effect on one (or at least me) but I don't mind it. I rather enjoy it.




Perhaps it is because I am surrounded by books on archery and bowhunting, knives lay all about from nearly every decade since the 1940's, racks filled with bows from the same era and back quivers (eight of them) line the floor like small soldiers. Each quiver is filled with arrows crested and fletched with bright colors and they too represent stories from past decades.

As a club, the "Conejo Valley Archers" has always been the home to a steady percentage of traditional archers since its beginning in 1967. When these archers have their day (as in our annual "Traditional Shoot" each spring) you will often see an interesting back quiver or two, maybe more. Sometimes they are crafted from the pelts of game harvested, some are factory standards and some are custom crafted from talented leather smiths or made from natural materials found in nature. Each and every one of these quivers are liable to draw comments from fellow archers met along the tournament trail.

The bow quiver was standard for hunting by the mid-sixties, the side quiver had nearly taken over the field and tournament ranges, yet the back quiver still draws the attention and still holds a place in the heart of most every archer. I have said many times (and still believe it to be true today) - that the most fun that archery can provide is to spend the day outdoors with fellow archers roaming, joking,

challenging each other to make difficult shots and telling stories. Nothing fits this scenario better than a back quiver full of beautiful arrows, a canteen full to the brim, an area of natural beauty, and a bevy of friends to share it with.



Howard Hill or "HH" quiver is on the right, a similar center-back is on the left.

Back quivers come in many styles and sizes and made from different materials, creativity abounds. Perhaps the most enduring is the one known as the "Howard Hill" or "HH" style of quiver. It is a large single strap quiver made of durable hand laced Latigo leather, it often has a small soft doe skin leather bag in which a spare bowstring is carried. Large enough to carry a baker's dozen of arrows. Designed so that when worn the fletching was at a forty-five-degree angle off the shoulder or just below. This had several advantages; one was to keep the arrows grouped close in a stack for easy reach and speedy removal. The mild stiffness (or mild softness) of the Latigo leather

helped keep arrow rattle noise to a minimum and the single strap allowed you to rotate the quiver under the bow arm for absolute quiet and maneuverability when sneaking through heavy brush while approaching your quarry. Howard is probably the most notable “spot & stalk” hunting archer of our time and he did it with a simple longbow a good wood arrow and with his famous back quiver.



Howard Hill with the ‘Original’ Quiver

Another favorite back quiver was made for me by another of my honored friends, Mr. Victor Smith. Victor and I shot longbow together for many years and he came up with this elegant yet simple design that has made it one of my favorites. It has a wide soft strap and is without a doubt the most comfortable hunting back quiver I have ever owned. He laminated a soft buckskin style leather over a stiff 6–8-ounce leather and the intricate lacing is the precision artistic work of my friend Victor. You will see that it is long (24.5”) and will

easily carry the 8 arrows you see in it.



***R to L - “Victor Smith” version of the “HH” quiver, a black “King” center-back, a black “Western” and far left is a version of the “Robinhood” quiver from the movie the Adventures of Robinhood” built for me by Carl Ward from my drawings.***



Growing up as a young skinny and very flexible youth, I fell in love with center-back quivers. My dream was to own a 20" deep "King" black center-back quiver with three arrow sections and a large pocket and a knife sheath. It cost a fortune (\$70.00) in my mind and I never was able to get one. Many years after "King Archery" went out of business, I found one that had never been used. It sets in my den now filled with beautiful arrows and a period perfect fixed blade hunting knife. I have never worn this quiver but I love to just sit and stare at it and imagine the hunts I could have worn it on.



**"King" black center-back with a period appropriate fixed-blade antler handled knife.**

To go along with the "King" is another from that time period known as the "Western Quiver," it too is black, 20" deep, a softer leather with three slots divided by silver Conchos and straps, a large pocket with a knife, file and fine steel sheath. It carries a half dozen premium wood arrows built by Doug Kittredge and Jim Dougherty of the "Pasadena Bow Hut." This is another I have never worn but love to imagine I have.



**Close up of the popular "Western" quiver made popular by Roy Rogers and carrying a time period appropriate knife with a stacked leather handle**



Another center-back quiver I love is 22" deep, stiff and well built. You can see the "HH" influence in the shape and lacing design. Howard however would have never used a center-back or one as stiff as this but I will and I really enjoy this one. It has two arrow compartments and a small bow-string bag.



*Two "Gentleman" back quivers filled with aluminum arrows. I enjoy using the one on the right for both tournament and roving.*

About ten years ago I came across a close out on a couple of custom-made back quivers that I immediately dubbed "**Gentlemen Quivers.**" They had that expensive custom look that was probably the work of a saddle maker or western leather crafter. Anyway, I purchased the one on the right and John Brix bought the one on the left. A few years later John wanted to sell his, so I picked it up. I use the original one I purchased as a tournament quiver on occasion. I believe they are one of a kind custom but would certainly sell well if promoted well.

All of these quivers are a joy to use and wear, the nostalgia and romance aside, the back quiver will be with us forever and every archer should have one for those occasions when fun and tradition come calling!

Most of us are not so young anymore and back quivers do require the flexibility of being able to reach over the shoulder or behind the head to find the arrow, not a movement we often make as we age. These days, if I have an event coming up where I want to use one of my back quivers, I start wearing and using the quiver at least three days early to get my flexibility back enough to enjoy the experience.

Finding clever ways to carry enough arrows to fill the days need has been the goal of every archer for over 5,000 years. Every culture has found a way, the Chinese, the Mongolians, the Egyptians and many others have all made beautiful and clever quivers that worked as well when riding a horse or in battle or on the hunt. Whether over the shoulder or attached to the waist or on the bow, new ways to carry the arrow are created all the time. The most enduring of all, however, is still the back quiver, the most "memorable quiver of all." Don't you think one belongs in your archery world!

Till the next time, "keep those arrows in the air,"  
Curtis

## A LITTLE “CVA” PROJECT HAS STARTED!

The trail that we use for our annual “Traditional Shoot” that starts about fifty yards behind the bales used for the “Public Session” and runs along the ridge above the “Field Range” and ending at the Oak tree by the “Nocking Point” at the entrance to the back canyon will soon have 16 rebuilt 3D targets placed in permanent position.



Project team minus Bob Bombardier. Richard Carpenter, Jim Stankovich, Jeff Owens, Curtis Hermann, Bryan Tanger, Wendell Wright.

This project has been taken on by a team from the Monday/Friday \_ Archery Day group and Bryan Tanger and Bob Bombardier. This will be known as the “Middle Ridge Trail” as it runs between the “Field Range” and the “Back Canyon” and will nearly double the size of our existing 3D Range. The result will be “more fun for more archers!”

## Tip of the Month:

You may be a bowhunter or a nature lover that likes to see more wildlife during excursions through a wilderness area. One of the best ways to accomplish this is to minimize your human scent. If human scent is picked up by wildlife the reaction often is like yours when the smoke alarm goes off in the kitchen. Instantly the flight or fight reaction is triggered.



*Camos stored in clear zippered bags with a natural wilderness scent, labeled and stored in your hunting foot-locker.*

This is a trick that I have used for many years, wash your “Camo” or hiking clothes with a non-scented detergent and pack them neatly away in those clear plastic zippered bags that blankets, sheets and pillow case covers come in. My wife is very diligent about saving them for me when she brings new items home from her shopping day. Inside I lay a few branches of dried sage that I get from our archery range. You can also use leaves and a couple of acorns from our oaks on the range or some of the “Queen Ann’s Lace” bush at the shooting position for target #15. Just make sure that all items are very dry as fresh ones will cause a mold to grow.

Another choice is a small disc about the size of a fifty-cent piece that is infused with pine, sage, earth or acorn scent. These can be found in



the hunting section of Dick's Sporting Goods, Turner's or at Bass Pro Shop.

Smelling like you are a part of the normal surrounding world wildlife lives in will allow you to get closer, be less alarming or threatening and you just may get that perfect picture or harvest the game you pursue.

Another Pic of Howard with his Quiver - 1939



## CVA Archer's on the Road

Cassandra Silverio with her Bronze Medal at the 2021 Hi-Tech Archery Turkey Shoot






## Halloween Public Session BBQ



Ben checking out the grub



Having a good time





Grub Wranglers



Shooting up the targets















Mean Girl 😏



Hmmm ...



## ADOPT-A-TARGET (CVA Roving Range)

Most of our target lanes have been adopted. If interested in adopting one you can contact one of the Board Members.

Jbd

Target	Distance	Adopter
1	35 yrd. fan field 36 yrd fan hunter	Ben Shirley
2	30 yrd. field 32 yrd hunter	Ben Shirley
3	20 yrd. field 19 yd walk-up hunter	Tom Swindell
4	35 ft. walk-up field 11 yrd hunter	Luttrell Family
5	80 yrd. walk-up field 70 yrd. walk-up hunter	Norm Rice
6	25 yrd field 28 yrd. fan hunter	William Bachellar
7	55 yrd field 53 yrd walk-up hunter	
8	45 yrd walk-up field 44 yrd hunter	
9	15 yrd. field 15 yrd. walk-up hunter	Ron Riley
10	65 yrd. field 64 yrd. walk-up hunter	Brian Carter
11	40 yrd field 40 yrd. Hunter	Norm Rice
12	60 yrd field 58 yrd. walk-up	Jackie Rice
13	45 yrd field 23 yrd. walk-up hunter	Tom Roberts
14	50 yrd. field 48 yrd walk-up hunter	Mike Chase
15	45 yrd. walk-up field 44 yrd. hunter	JOAD Parents

16	50 yrd. field 48 yrd. hunter	Tom Sheppard and Wendell Wright
17	20 yrd field 19 yrd. walk-up hunter	JOAD Parents
18	80 yrd. walk-up field 70 yrd walk-up hunter	Jake Anderson w John Somers & Jonathan Sylvester
19	55 yrd. field 53 yrd. walk-up hunter	Marc Albanza
20	25 yrd. field 28 yrd. fan hunter	Ruthie Haskins
21	35 yrd. fan field 36 yrd fan hunter	Arthur Robertson
22	30 yrd. field 32 yrd. fan hunter	Phil Bruno
23	35 ft. walk-up field 11 yrd. Hunter	Steve Mahoney
24	45 yrd. field 23 yrd. walk-up hunter	William Bachellar
25	65 yrd. field 64 yrd. walk-up hunter	Curtis Perry
26	60 yrd field 58 yrd. walk-up	Jeffrey Del Bosque & Catherine Cavadini
27	15 yrd. field 15 yrd. walk-up hunter	Ramon Barajas
28	40 yrd. field 40 yrd. hunter	Thomas Cayia
	20 yd practice butts running pig	Thomas Cayia



# CVA CONTACT INFORMATION

<b>BOD Member</b>	<b>Position</b>	<b>E-Mail</b>	<b>Phone</b>
Kurt Hoberg	President, Coach	<a href="mailto:president@cvarchers.com">president@cvarchers.com</a>	805-552-9934
Cathy Linson	Vice President	<a href="mailto:vicepresident@cvarchers.com">vicepresident@cvarchers.com</a>	805-791-5102
Scott Leviant	Secretary, Tournament Range Chairman, Coach	<a href="mailto:secretary@cvarchers.com">secretary@cvarchers.com</a>	213-590-6370
Genevieve Ivie	Treasurer, Instructor	<a href="mailto:treasurer@cvarchers.com">treasurer@cvarchers.com</a>	805-657-9742
Mike Keena	Board Member, Field Range Captain	<a href="mailto:mkeena@cvarchers.com">mkeena@cvarchers.com</a>	805-527-4585
Bryan Tanger	3D Range Captain	<a href="mailto:cva3dshooter@gmail.com">cva3dshooter@gmail.com</a>	
Kevin Cloepfil	Board Member		805-390-1059
Bill Davis	Board Member, Instructor		805-208-7002
David Jockisch	Board Member, Publicity Chair	<a href="mailto:davidjockisch@yahoo.com">davidjockisch@yahoo.com</a>	
Erik Hammerquist	Board Member	<a href="mailto:emammerquist@outlook.com">emammerquist@outlook.com</a>	818-515-4465
Brian Carter	Board Member, Instructor	<a href="mailto:reiadvisor@yahoo.com">reiadvisor@yahoo.com</a>	818-232-1580
Clark Pentico	Previous Club President	<a href="mailto:clarkp@cvarchers.com">clarkp@cvarchers.com</a>	805-630-1749
Ken Downey	JOAD Program - Lead Coach	<a href="mailto:ken.downey@cvarchers.com">ken.downey@cvarchers.com</a>	805-231-6135
John Downey	Newsletter Editor, Club Tournament Chair, Coach	<a href="mailto:editor@cvarchers.com">editor@cvarchers.com</a>	805-527-4894
Bonnie Marshall	Membership Chair, Coach		805-328-4721
Noah Barlow	Volunteer Hours Coordinator		
Richard C. Silverio	Volunteer Hours Coordinator Communications, Instructor	<a href="mailto:richardcsilverio@yahoo.com">richardcsilverio@yahoo.com</a>	818-442-5182
Dennis McKaig	Volunteer Hours Coordinator	<a href="mailto:cvamemberhours@gmail.com">cvamemberhours@gmail.com</a>	

# **CONEJO QUIVER**

**December 2021 Issue**



**The next Club Shoot and General Meeting (at 11:30am) will occur per our normal schedule on December 26, 2021. Please wear an appropriate protective face covering while on the range and during the meeting if you haven't already received your COVID-19 vaccinations.**

## FROM THE EDITOR

John Downey, Editor

Welcome to the December issue of the Conejo Quiver Newsletter. It is hard to believe that the end of the year is upon us. Wishing you a very Happy Holiday and New Year.

A few of our regulars are taking a break this month, but we still have items from Kurt, Cathy, Bonnie, Curtis and yours truly.

We also have some photos from the December Toys Shoot. Hopefully you had a chance to shoot it. It was a ton of fun.



Pictures of two Gnome VPG's (Valuable Parting Gifts) given to all attendees at the CVA Toys Shoot. Hand made by Bonnie Marshall.

Hope to see you around the range.

Regards  
John Downey, Editor

## FROM THE DESK OF THE PRESIDENT

Kurt Hoberg

### CVA Range News

**CA State Outdoor, June 2022:** The SAC board is in the process of completing the required documentation requirements to rescind Wilderness Archery's bid in Sacramento and allowing the shoot to go to bid again. I'm working on the bid documents and the necessary planning to get the bid into to SAC for State Outdoor to be hosted at CVA. We are targeting June 24-27<sup>th</sup> for shooting, with setup on the 23<sup>rd</sup>. As more develops I'll keep everyone informed.



**CVA Toy Drive:** Our toy drive was an amazing success, we had 89 shooters, 138 toys and 97 matchbox cars donated to Spark of Love. We overwhelmed the drop-off place, which was awesome! Thanks everyone that came to help (especially the folks with trucks that came for teardown – shout out to Bill!), and to those who came to shoot.

**Overall Range News:** The dry and windy season is upon us, so the range is nice and neat, but recent rains are going to make that a fond memory! I see mustard plants in our future.

We'll be replacing the foam backers on the Field Range this month (we didn't have the opportunity last month), and also replacing pins that have gone missing. Please do not take any pins from the Field Range, they aren't there to be removed, they need to stay in place so we can continue to put targets on the bales. The club pays for them, they aren't free. If you need target pins please search google, there are many options.

**CVA Lease Renewal:** I recently met with the County and we discussed the final revision of the Lease. The CVA Board is reviewing the document and barring any glaring issues I expect to



have the lease signed before our next General Meeting. Here are some details:

1. We will be renewing for a 5-year lease, after which (barring another negotiation) the lease goes month to month. To ask for a longer lease requires a presentation to the Ventura County Board, which incurs risk as they can say 'no', and we have no property. In addition to that risk, our rent would most likely increase significantly, and review of improvements would be highly scrutinized. As the Parks Department can sign 5-year leases, we are moving forward with a 5-year.
2. Insurance Coverage, when we renew our range insurance Q1 of 2022 I'll review and be sure to match the County's requirements.
3. CVA has been asked to provide an annual report of Volunteer Hours to the County. We have been asked to do this after our Club year closes in October each year.
4. Nursery adjacent to the range. Ventura County real estate is looking at the property to see if it can be purchased, allowing for Tapo Canyon Park expansion. I was informed that the Real Estate department moves slowly, so I don't expect to hear anything soon. The good news is that things are at least proceeding.
5. The horse exercise area to the right of the park's main gate will be going away. I'm uncertain what will be put in its place, but if you notice anything being done there that is why.

Things that are not in the lease:

1. Permitting of events (ex. Movie shoots) on the range. As these types of events are not usual for us, the Parks Manager, Jeri Cooper, will meet with us and the interested party to discuss the particulars. In the event of us proceeding, the County will permit via their rate sheet, and we will permit per our rates. Putting language in the CUP or Lease may push us to a Commercial Lease, which as a non-profit is not a fit.

2. Dry camping for special events (ex. the Traditional Challenge). I have negotiated a \$160 per event price to be paid to the county. As we do not do camping often, the expectation from the County is that we will not be hosting camping events frequently, as we are an Archery Range, not a campsite.

**Public Session:** It's been steady busy at the PS, thanks to the afternoon coaches running things to allow me and Richard S. to host the 300 round, which has taken off!

If you are interested in shooting for awards, you need to be a USA Archery Member, participation in the pin program is \$10 per year per shooter, and awards cost \$5 when the score is shot. Please reference the following USA Archery site for the details:

<https://www.usarchery.org/participate/achievement-awards>

### **Tournament News**

Tournament scheduling is underway for 2022. Here is a list of shoots that are scheduled for early next year:

- The Vegas Shoot: <https://www.thevegasshoot.com/>
- CA State Indoor:
- JOAD: <https://www.usarchery.org/events/event-information/39030>
- State Indoor: <https://www.usarchery.org/events/event-information/39031>
- Indoor Nationals: <https://www.usarchery.org/events/event-information/38965>
- CBH Indoor: <https://www.cbhsaa.net/EventCalendar>

Be sure to check the USA Archery schedule, the CBH newsletter, and social media for status of a scheduled shoot. Schedules seem to change frequently, and often at the last minute.

If you shot a tournament and earned a medal, please let me know so I can recognize your achievements. We are proud of our CVA shooters and want to celebrate your wins!

Please click the links below for more info if you are interested in shooting these tournaments:

- CA Archery is using the USA Archery WEB site to schedule tournaments. Browse to <https://www.usarchery.org/events/find-an-event> to find and schedule out the event of interest.
- CBH/SAA: <https://www.cbhsaa.net/EventCalendar>

### **USA Archery Level 1/2 Instructor Course**

The long-awaited Level 1 and Level 2 Practical courses are finally scheduled! Here are the particulars:

1. You must complete the Level 1 or Level 2 online certification course **before** scheduling the Practical. If you have not yet done so, please visit <https://www.usarchery.org/coaches/find-a-course> for requirement details:
  - a. Safesport Certification
  - b. Background Check
  - c. Valid USA Archery Membership
2. Once requirements listed in #1 are done, you can schedule your respective practical course.
3. Both Practical Courses will be held at CVA's Public Session Range
  - a. Date: Sunday, December 19th, 2021
    - i. Level 1: 8am to noon
    - ii. Level 2: 8am, lunch break, course ends 5pm
4. Signups
  - a. Level 1 Practical. Logon to <https://usarchery.sport80.com> and look for the course called "Level 1 Practical – CVA". Cost is \$40
  - b. Level 2 Practical. Logon to <https://usarchery.sport80.com> and look for the course called "Level 2 Practical – CVA". Cost is \$80. NOTE: the Level 2 includes the Level 1 practical.
5. You must sign up and pay for the course you are interested in via the USA Archery WEB page or you will not get credit for the course and get your certification. Due to this, walk ins cannot be handled at the range.

Please contact me if you have questions at [president@cvarchers.com](mailto:president@cvarchers.com)

### **Range Security**

If you are leaving the range, lock the gate. If you are coming onto the range, lock the gate behind you. If you are unsure if you should lock the gate – lock the gate.

All club members must do their part to secure our range.

See you on the range!

Your President,

Kurt

Remember, archery is easy. Shoot a 10, do it again!



**805.581.1671**

**2150 Agate Court • Simi Valley, CA 93065**

## FROM THE DESK OF THE VP

Cathy Linson

Just a reminder this month on  
AMAZON SMILE!

AmazonSmile is a simple way for you to support Conejo valley Archers every time you shop, at no cost to you.

AmazonSmile is available at smile.amazon.com on your web browser and can be activated in the Amazon Shopping app for iOS and Android phones. When you shop at AmazonSmile, you'll find the exact same low prices, vast selection and convenient shopping experience as Amazon.com, with the added benefit that AmazonSmile will donate 0.5% of your eligible purchases to the charitable organization of your choice.

You can choose from over one million organizations to support. Just choose Conejo Valley Archers as your charitable organization and shop as normal.

See you at the range,

Cathy Linson  
Vice President  
Conejo Valley Archers  
cmlinson@yahoo.com  
805-791-5102



## MEMBERSHIP CORNER

Bonnie Marshall

### Final Opportunities to Renew

For those procrastinators among us, (you know who you are 😊) I wanted to post one last note about renewals.



The only times now available for renewals is:

- December 26, 2021 - be aware that this meeting may or may not be cancelled due to the holiday
- Mail In – Understand that you can mail in renewal paperwork, but I do not mail out keys and cards and they still need to be picked up at the range, at a time arranged with me.

After the December General Meeting, I will be removing all non-renewals from the membership scrolls and all communications, unless I hear from you differently.

Please remember that renewals are not prorated and that Maintenance Fees and working hours do not get adjusted.

### December 2021 Anniversaries

- Gale and Hilda Fowler – Founding Members  
Unofficially 49 years as the membership scrolls started being dated that year. Officially they started this club 50 years ago!
- Dan Dix – Happy Birthday Dan! – 32 Years
- Oscar Melendez – 5 Years
- Robert Tsubota – 2 years

Thank you all for your commitment and support!

Congratulations to All!

I hope to hear from you soon! See you at the range,

Bonnie





*Conejo Valley Archers*  
CONEJO VALLEY ARCHERS

## Conejo Valley Archers Spring Classic

March 12-13, 2022

Three Archery Tournaments in One!

*Thrice the Challenge!*

*Thrice the Fun!*

NFAA Field Round • 3-D Round •  
American 900 Round

**Open and Traditional Money  
Classes (M/F) for Each Tourney!**

**Over \$3,360 in Prize \$\$\$!**

Schedule	Saturday (13th)	Sunday (14th)
Registration Opens	7:00-8:30	7:00-8:00
Ranges Open: 3D and Field Ranges	7:30-4:30	7:30-12:30
900 Round — Practice Round	8:30	8:30
900 Round — Start	9:00	9:00
Score Cards Due	4:30	2:00
Awards		2:30

**Shoot one, two, or all three Tournaments over two days.  
Shooting Styles: Compound, Traditional, and FITA Recurve**

American 900 Round	3-D Round	NFAA Round	Entries and Extras	Fees
5 ends of 6 arrows/dist.	25 targets	28 targets	<b>First Tournament</b>	(non-money class)
4 minutes per end	Unmarked yardage	Marked yardage	Adult/Senior	\$30
122cm targets (5-ring option)	No Range Finders!	4 arrows per target	Young Adult (15-17)	\$25
3 yardage distances:	2 arrows per target	5-4-3 scoring	Youth (12-14)	\$20
⇒ Senior 40-50-60y	Traditional: 33y max	Money Classes shoot Adult stakes by style (Comp. or Trad.) and use 6-5-4-3 "Pro"	Cubs (11 & Under)	\$15
⇒ Adult 40-50-60y	Compound: 50y max		<b>Second Tournament</b>	\$15
⇒ Y.A. 40-50-60y	Cub/Youth: 25y max		<b>Third Tournament</b>	\$10
⇒ Youth 30-40-50y	Money Classes shoot Adult stakes by style (Comp. or Trad.) and <b>cannot</b> purchase Mulligans or a Doe Tag		<b>Family Max *</b>	\$125 <sup>b</sup>
⇒ Cub 10-20-30y			3D Mulligan (2 Max)	\$1 each
Money Classes Shoot Adult			3D Doe Tag (1 Max)	\$1
			Pre-Register and pay with PayPal by 2/1/22	\$10 off of <b>total</b> fee
			Pre-Register by 2/28/22 and pay Day 1 (3/12/22)	\$5 off of <b>total</b> fee
			<b>All Money Classes</b>	(money class)
			Each Tournament	\$50 <sup>c</sup>
				(\$150 for all 3 tourneys)
			Pre-Register and pay with PayPal by 2/1/22	\$10 off <b>per</b> tourney (\$40 <b>each</b> after \$10 off)
			<sup>a</sup> Family: Parents and minor children	
			<sup>b</sup> Family Max <b>not</b> offered if Money Class entries included	
			<sup>c</sup> \$20 of each money class entry fee added to Pot	



**Awards for all Divisions in each tournament (M/F) (Senior, Adult, Y.A., Youth, & Cub)**

**Grand Champion:** Total Score for all three tournaments (non-money class only)

**Money Classes:** Separate Men's and Women's Open (sights, releases, and stabilizers okay) and Trad Classes for each tournament. We heard you, trad shooters! We're adding separate money classes for you too. Trad Money Class will include longbows and all recurve bow types (barebows only; arrow rests allowed).

Food and beverages available on the range.

RV Park (full hookup) and camping by range at Tapo Canyon Park (reservation strongly recommended): <http://www.ventura.org/inland-parks/tapo-canyon-simi-valley>

Vendors Welcome! Call (213) 590-6370 to reserve your space.

**Visit:** [www.cvaspringclassic.com](http://www.cvaspringclassic.com) for more information about the tournaments, the structure for the Money Classes, pre-registration instructions, and any hotel information.

**Questions?** Call Scott Leviant at (213) 590-6370 or e-mail [CVASC@cvarchers.com](mailto:CVASC@cvarchers.com)

02/20/22

## Hot Shot



Curtis picks up random bow and drills it at 40 yards.



# CVA3D – Bigger, Better

Bryan Tanger



It's with great pride I announce the opening of the CVA3D "Middle Ridge Trail" (MRT).

This new addition doubles the number of 3D targets available to our members. The trailhead begins at the outskirts of the Public Session area and ends at the large oak tree in the back canyon. Where the MRT ends the "Back Canyon Trail" (BCT) begins. Today's **CVA3D** is one of a kind - there's nothing like it anywhere. Offering over 60 3D targets, a bowfishing station, and a knife & tomahawk throwing station (currently under repair). We've endeavored to replicate hunting scenarios you may encounter in the field. The **CVA3D** (Conejo Valley Archers 3D Range) was designed and built with the bowhunter in mind and still be enjoyed by the entire family.



Special thanks to the following members for their hard work and inspiration: Curtis Herman, Wendell Wright, Jim Stankovich, Jeff Owens, Richard Carpenter, and Bob Bombardier. Also, thank you to our Board of Directors for their support.

We're excited about the future of the **CVA3D** and the next set of projects.

So, take pride in your **CVA3D** and enjoy this wonderful wild place!

Respectfully,

Bryan Tanger  
3D Range Captain





# Turkey for Christmas

Harvested by Clark Pentico




# American Heritage Girls

19 enthusiastic young ladies from an American Heritage Girls troupe joined CVA for a private event in November







## Club Tournament News

John Downey – Tournament Director

We had a really nice shoot again in November with 30 people participating and turning in cards. This is the largest turn-out in quite a while.

We had a Mystery Shooter this past month, Alejandro B???, with the top score of 514 scratch. Folks I really need you to check your cards and fill them out completely.

**If you look closely, you will notice that a number of the archers shot in the new MS (Master Senior) Class, for ages 50 to 64.**

**That gives us three adult classes now.**

- Adult 18 to 49 years of age
- Master Senior 50 to 64 years of age
- Golden Ager 65 to ...

Name	Division	Scratchscore	Style
Alejandro B???	A	514	FS
Oscar Melendez	A	511	FS
Chef Robert Bogin	A	506	FS
Charles Neace	A	502	FS
Brian Carter	MS	473	BHFS
John Ritterbeck	A	466	FS
Terry Marvin	MS	465	FS
Scott Leviant	A	461	FS
Kurt Hoberg	MS	446	FITA
Nathan Collins	YA	446	FS
George Conner	MS	443	BHFS
Ken Downey	A	438	FITA

Ramon Barajas	A	430	BHFS
Jim Collins	A	424	BHFS
Norman Rice	GA	406	BHFS
Sarah Dakin	A	352	BHFS
Jaclyn Howerton	A	341	FITA
Jack Houghton	Y	341	FITA
Wendell Wright	GA	292	LB
Jeff Owens	MS	271	TRAD
Rachel Howerton	A	255	BB
Curtis Hermann	GA	226	TRAD
James Stankovich	GA	223	LB
Brian Rohrer	MS	199	BB
Cassandra Silverio	C	179	BB
Morgan Thomas	A	155	TRAD
Richard Silverio	A	149	BB
Charlie Houghton	C	135	FITA
John Ritterbeck	A	130	LB
Joe Cavaleri	GA	107	TRAD
Tom Sheppard	GA	97	TRAD
Tom Sheppard	GA	83	SB

## Handicaps

This is the first shoot of the new club year, so no one has a handicap yet. Folks will be picking up handicaps in the third month they shoot (which would be January for all you eager beavers).

***O.K. So how are handicaps determined?*** Well, we take 80 percent of the difference between the average of their last three scores and a perfect score (560 points).

I'll use my son Ken Downey in this example. He shot 438 scratch in November. Let's say he shoots 444 in December and 450 in January. That would give him an average of 444 for the three shoots

(I'll leave that to you to verify). Eighty percent of the difference of 444 from 560 is ...  $0.8 * 116$  or 92.8, which is 93 points rounded up. This then is his handicap (93 points) which is applied to his January score of 450. So, his handicapped score in January would be 450 (what he shot) plus 93 points, or 543 points.

## Some General Rules

**Club Championship Trophies** (Belt Buckles) are based on the average of the individual archer's best 5 (five) handicap scores. As you don't pick up a handicap until your third shot, it follows that in order to win the Championship Buckle you need to have completed at least 7 club shoots during the club year. We give out two of these awards, one for Traditional Shooters (no sights allowed) and one for Compound and Recurve Shooters with Sights, which of course includes FITA style.

**Range Record Trophies** (Custom Trophy Hand Engraved Knives) on the other hand are awarded based on scratch score. Every individual completes with others in the same age and shooting class, i.e., Men's Adult Free Style, Men's Adult Long Bow, Men's Master Senior Traditional Recurve, Women's Adult Bare Bow etc. One needs to have completed 5 or more club shoots to qualify an award. The Men's Adult Free Style Trophy is awarded to the individual with the highest scratch score for the year in this Division and Style. Women and kids complete in the same shooting styles within their own respective age groups. Every year we give out 20 or so of these trophy knives. This year I expect we will give out more of the trophy knives as I've added the new Master Senior Division (ages 50 to 64).

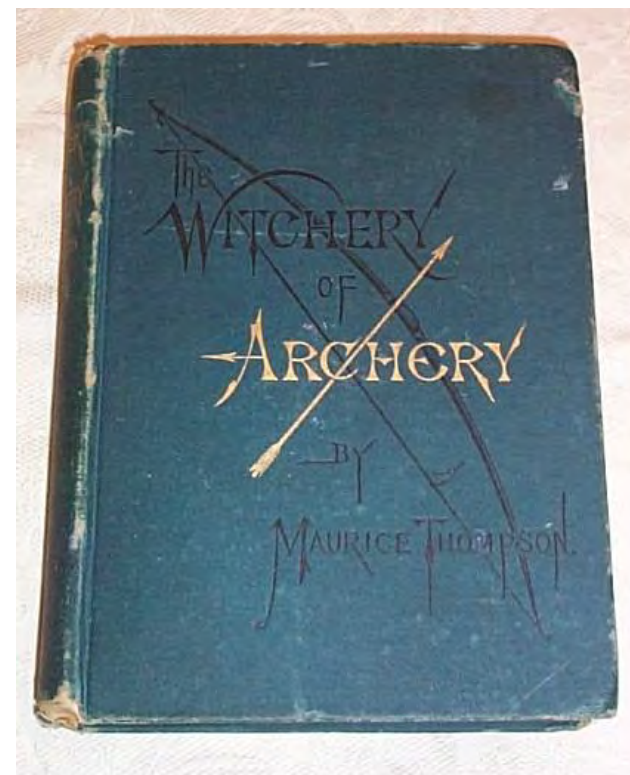
**Duplicate Scores Cards** are used to record the archer's participation in the monthly club shoot (i.e., two different scorers for each archer). Each archer is responsible for getting their completed, filled in physical score card to me the day of the club shoot (typically after the club meeting). Please don't try to hand me your score cards during the club meeting. Score cards need to have the archer's full name, age division, and shooting style along with the archer's signature, and the signatures of two others that shot with the archer.

So, every completed card should have a total of three signed signatures verifying the score shot. I will verify them and hand one back for the archer's records. If you don't complete the shoot before the club meeting you are allowed to email me images of both signed and completed cards, as long as I receive them within one week.

Also, we understand that not everyone is able to shoot on Sunday. We therefore allow archers to shoot the club course with two of their fellow archers (or wife 😊 ) for a one-week period following the Sunday club shoot. You still need to get your completed cards to me during the week following the club shoot (electronic copies of the two cards with all three signatures). Just email me images of both cards to [johndowney@sbcglobal.net](mailto:johndowney@sbcglobal.net)

If you have any questions on the above, email me at the same email address.

... jbd





## So Many Secrets to Stalk a bedded Deer

A column for the "Conejo Quiver" by Curtis Hermann, December 2021

*"Hunting submerges man deliberately in that formidable mystery and therefore contains something of a religious rite and emotion in which homage is paid to what is divine, transcendent, in the laws of nature."*

Jose Ortega y Gasset



Last month I covered the "Memorable Back Quiver" as an archery column. This month, which is that last month of the hunting season, I will reveal a series of techniques that will uncover some of the mysterious ways of the hunter. So, hunting archer or not, come with me, as I expose some secrets of the wild!

As a child we played "Cowboys and Indians" and a little game known as "hide and seek," both required that you be clever, sneaky, quiet and often well hidden. It was fun to set up an ambush and to catch your friend "off guard" with a surprise "Whoop or Your it!" We all knew that sneaking up on friends or critters was a lot of fun and it still is if you just know how it's done, so come with me as we sneak up on the hardest critter of them all, **the bedded deer!**

It is a "rush" to get within bow range of any deer, but to close in on the sacred and hidden bedded deer is an adventure you will relate over and over to any who will listen.

*First, we must understand how deer bed!* Each bedding area and each specific bed will look slightly different and will be used for different reasons, but there are some general rules of selection that deer use that we must know.

*Mature bucks tend to bed with the wind to their back and facing their back trail.* This is because they want to see if any predators

were following their trail and they can also smell any predators that are approaching from behind them.

Summer beds are usually high and on north facing slopes where the shade is. Look for them in cover or benches that are 50 to 75 yards or reasonable distance to the crest of the hill. If the predator approaches following their trail from below, it will easily be seen from a distance and the escape route over the top is a mere 50 – 75 yards away. The escaping deer will usually stop at the top of the ridge to look over his shoulder to identify the predator and then he will disappear over the ridge. Should the predator come from behind the wind will give him warning scent and the deer has a head start on his escape.

Winter beds will be lower and usually facing south or southeast to catch the early morning warming rays of the rising sun. These beds too will be within a hundred yards or so of a saddle or low point on a ridge where they can dash and be out of sight in mere seconds.

A small bench on the point of a ridge is also a favored spot for a mature buck to bed. It is where he can disappear around either side of the ridge in a heartbeat!

Once you understand the criteria the deer prefers for his bed, then it is not so difficult to look over a ridge, mountain or hill and pick out the cover, the benches, the saddles or other terrain that a buck would choose to bed. Finding such areas on a *topo map* is also easy and will give several areas in which to explore instead of just aimlessly wandering through the woods.

Once the bedding area is figured out it is easy to identify the meadow, fields or lush forage feeding areas nearby and then visualize the cover where the trails will likely connect the two. Now you have enough information to make a plan.

*Approaching the bed* from below is the most difficult because the deer is watching his back trail. So, when you find the buck track and trail you must look over the terrain and try to decipher where the

bed likely is, do not follow the trail but move from cover to cover off to one side and if you run out of cover then walk away in a nonthreatening direction and then change the angle of approach once you're out of his sight.

Circling around, above and behind is the easier approach *but you must remember not to come from directly behind him as the wind will not be your friend*, approach from a 45-degree angle where the wind will move your scent by him and not directly to him.

*Read the conditions:* Misty, foggy days keep the sound and scent to a minimum, high wind, highway traffic noise or planes over head help hide the sound and movement you make, high sun and heavy overhead canopy can give lots of shade to cover movement. All of these give you a slight advantage, so use them when you can.

Binoculars are also a great help for you to see game from a distance or just to see if the route you have planned is actually workable up ahead. Using binoculars can also help you decide if your deer is alone or in a bachelor group -as often happens in California's early July season.

*Cut some weight:* Keep essential gear on you, but whatever isn't needed for the final approach should be stashed nearby to reduce or minimize your size (just remember where you dropped your pack!) Stashing it next to a large boulder, dead tree or other landmark that you can identify from a long distance is a good idea!

You are now probably within 100 yards of your quarry.  
*Lose the boots:* Leave your boots with your pack. I carry a pair of fleece over slippers to put over my socks but I have found that bedroom moccasins also work very well. These allow you to feel leaves and sticks and to move much quieter and closer to within bow range.

*Learn to fox walk:* This is the old Native American method of stalking. To begin with, movement is slow and only done so when the quarry is looking away. Placing weight on one foot move the other by

raising it above all obstacles and place the outside ball of the foot on the ground then roll to the inside ball. If no object is felt that may break or snap then lower the heel and toes and transfer body weight to that foot and repeat the process with the other foot. This does take practice but it is not a difficult as it sounds. You are now on the final approach.

*Getting low – monitor the wind:* The Fox walk above is a fairly vertical endeavor but as the range to the quarry gets close you will most likely have to reduce your profile and get lower to the ground. When doing so, try to end each movement to be in a position where it easy to come to full draw. Monitor the wind at this close range as a wrong breeze can give warning and if it does you must already be at full draw and able to respond to the rising buck.

*I carry a small mouse squeaker in my bow hand*, if I make a noise then I will let out a small light squeak to justify the sound, *this has saved many a stalk*. Others I know will have a turkey call in their mouth and give out a small purr or cluck to cover movement or sound. Any sound from a small nonthreatening creature will work, a small bird call is an example.

*Eyes on the deer:* As you get close, you may only be able to see an ear or an antler tip or just the shadow movement of the body behind brush as it adjusts position or begins to rise. Whatever the movement ***you must anticipate the body language*** and decide if it is just an adjustment of position for comfort, a beginning rise to feed or take a potty break or is he going to bust from his bed on a full-blown dash to safety!

Regardless; ***this is the moment of truth***, the moment that has taken days, weeks or years to happen. The moment your heart is in your throat and the moment your mind is racing 90 miles per hour while you are trying to come to full draw, fixate on the vital area and pull off the shot!

Stay in the shot and when it connects, - identify where the game is hit, where the deer was standing when the arrow hit and the point where he disappears out of sight! These are priority bits of

knowledge needed for the next stage of the hunt, *the recovery trail!*  
A topic for another column somewhere down the road.

Twice in my life I have been within three feet of a bedded deer before I was caught unprepared to arrive at full draw in time to make the shot. Hard lessons learned, but proof enough that knowing these little tricks will improve your chance of success in the field.

Till next month,  
*"Keep those arrows in the air"*  
Curtis

### Tip of the month:

With the advent of the compound bow some traditions seem to have gone to the wayside. One of these is the carrying of an arrow with a Judo Point, steel blunt or rubber blunt in the bow quiver to be utilized as a small game getter or for roving shots on the return trip to camp at the end of a day's hunt.

Having this special arrow with you was always a good idea but a few deer were accidentally shot with a Judo Point by hunters who grabbed the wrong arrow from the bow quiver. If the shot was well placed the critter still expired and claimed by the shooter but mostly hunters just quit carrying this very important piece of our arsenal. That was a loss to the whole experience one can have in the woods.

The trick to not grabbing the wrong arrow is to place this special arrow in the quiver on the back side or farthestmost slot and to place the nock end of the arrow into the broadhead cup and the blunt point ending up at the grip end of the quiver. You will not likely grab the wrong arrow in the heat of the moment with this method and you will still be ready for the chance at a "fool hen" or pine cone shot on the way back to camp.

In the photo is my current hunting rig with a four-arrow quiver containing three broadheads with the fletch covered and a fourth arrow containing easy to see fletch and a rubber blunt tip placed in the back side or last slot of

the quiver where it can easily be found by feel without taking my eyes off the target.

Try this little trick and it will add immensely to the enjoyment of your time in the woods.

Curtis





# Photos from the CVA Toy Shoot

Courtesy of Bill Perry



Just a few of the toys gathered ...



More toys ...



The Hobert Santa-mobile





**A few of the attendees**







Rudolf lost his nose



Having fun



Tom getting directions ... Over that-a-ways ...






Taking a break



“Line Breaker”? ...



Before ...





**“Target” Target**







Long Day ...



Gathering up the "Crittters" to put them away



Water (or Splash) Break



Just one of several loads ...



## ADOPT-A-TARGET (CVA Roving Range)

Most of our target lanes have been adopted. If interested in adopting one you can contact one of the Board Members.

Jbd

Target	Distance	Adopter
1	35 yrd. fan field 36 yrd fan hunter	Ben Shirley
2	30 yrd. field 32 yrd hunter	Ben Shirley
3	20 yrd. field 19 yd walk-up hunter	Tom Swindell
4	35 ft. walk-up field 11 yrd hunter	Luttrell Family
5	80 yrd. walk-up field 70 yrd. walk-up hunter	Norm Rice
6	25 yrd field 28 yrd. fan hunter	William Bachellar
7	55 yrd field 53 yrd walk-up hunter	J Ritterbeck
8	45 yrd walk-up field 44 yrd hunter	Jeff Owens
9	15 yrd. field 15 yrd. walk-up hunter	Ron Riley
10	65 yrd. field 64 yrd. walk-up hunter	Brian Carter
11	40 yrd field 40 yrd. Hunter	Norm Rice
12	60 yrd field 58 yrd. walk-up	Jackie Rice
13	45 yrd field 23 yrd. walk-up hunter	Tom Roberts
14	50 yrd. field 48 yrd walk-up hunter	Mike Chase
15	45 yrd. walk-up field 44 yrd. hunter	JOAD Parents

16	50 yrd. field 48 yrd. hunter	Tom Sheppard and Wendell Wright
17	20 yrd field 19 yrd. walk-up hunter	JOAD Parents
18	80 yrd. walk-up field 70 yrd walk-up hunter	Jake Anderson w John Somers & Jonathan Sylvester
19	55 yrd. field 53 yrd. walk-up hunter	Marc Albanza
20	25 yrd. field 28 yrd. fan hunter	Ruthie Haskins
21	35 yrd. fan field 36 yrd fan hunter	Arthur Robertson
22	30 yrd. field 32 yrd. fan hunter	Phil Bruno
23	35 ft. walk-up field 11 yrd. Hunter	Steve Mahoney
24	45 yrd. field 23 yrd. walk-up hunter	William Bachellar
25	65 yrd. field 64 yrd. walk-up hunter	Curtis Perry
26	60 yrd field 58 yrd. walk-up	Jeffrey Del Bosque & Catherine Cavadini
27	15 yrd. field 15 yrd. walk-up hunter	Ramon Barajas
28	40 yrd. field 40 yrd. hunter	Thomas Cayia
	20 yd practice butts running pig	Thomas Cayia

# CVA CONTACT INFORMATION

<b>BOD Member</b>	<b>Position</b>	<b>E-Mail</b>	<b>Phone</b>
Kurt Hoberg	President, Coach	<a href="mailto:president@cvarchers.com">president@cvarchers.com</a>	805-552-9934
Cathy Linson	Vice President	<a href="mailto:vicepresident@cvarchers.com">vicepresident@cvarchers.com</a>	805-791-5102
Scott Leviant	Secretary, Tournament Range Chairman, Coach	<a href="mailto:secretary@cvarchers.com">secretary@cvarchers.com</a>	213-590-6370
Genevieve Ivie	Treasurer, Instructor	<a href="mailto:treasurer@cvarchers.com">treasurer@cvarchers.com</a>	805-657-9742
Mike Keena	Board Member, Field Range Captain	<a href="mailto:mkeena@cvarchers.com">mkeena@cvarchers.com</a>	805-527-4585
Bryan Tanger	3D Range Captain	<a href="mailto:cva3dshooter@gmail.com">cva3dshooter@gmail.com</a>	
Kevin Cloepfil	Board Member		805-390-1059
Bill Davis	Board Member, Instructor		805-208-7002
David Jockisch	Board Member, Publicity Chair	<a href="mailto:davidjockisch@yahoo.com">davidjockisch@yahoo.com</a>	
Erik Hammerquist	Board Member	<a href="mailto:emammerquist@outlook.com">emammerquist@outlook.com</a>	818-515-4465
Brian Carter	Board Member, Instructor	<a href="mailto:reiadvisor@yahoo.com">reiadvisor@yahoo.com</a>	818-232-1580
Clark Pentico	Previous Club President	<a href="mailto:clarkp@cvarchers.com">clarkp@cvarchers.com</a>	805-630-1749
Ken Downey	JOAD Program - Lead Coach	<a href="mailto:ken.downey@cvarchers.com">ken.downey@cvarchers.com</a>	805-231-6135
John Downey	Newsletter Editor, Club Tournament Chair, Coach	<a href="mailto:editor@cvarchers.com">editor@cvarchers.com</a>	805-527-4894
Bonnie Marshall	Membership Chair, Coach		805-328-4721
Noah Barlow	Volunteer Hours Coordinator		
Richard C. Silverio	Volunteer Hours Coordinator Communications, Instructor	<a href="mailto:richardcsilverio@yahoo.com">richardcsilverio@yahoo.com</a>	818-442-5182
Dennis McKaig	Volunteer Hours Coordinator	<a href="mailto:cvamemberhours@gmail.com">cvamemberhours@gmail.com</a>	