

# **CONEJO QUIVER**

**January 2022 Issue**



**The next Club Shoot and General Meeting (at 11:30am) will occur per our normal schedule on January 23, 2021. Please wear an appropriate protective face covering while on the range and during the meeting if you haven't already received all of your COVID-19 vaccinations.**

## FROM THE EDITOR

John Downey, Editor

Welcome to the January issue of the Conejo Quiver Newsletter. We have another nice issue for you to look at. Sound familiar?

Kurt, Bonnie, Richard, Curtis, and Ken & Geoff all have items of interest again, as well as yours truly.

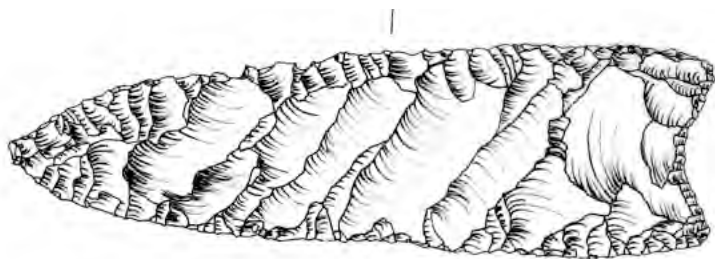
We also have a number of photos from the California State Indoor Tournament – see the JOAD's On-Point article and a "Few More California State Indoor Pic's". If you haven't shot at or attended one of the California State Events you really have missed a lot fun.

You'll also find a few flyers for a number of upcoming tournaments. Mark your calendars and make plans to attend.

A number of our archers have recently been exposed to the Covid virus. Fortunately, no one was seriously ill. It does once again reinforce the need to take precautions.

Hope to see you around the range.

Regards  
John Downey, Editor



## FROM THE DESK OF THE PRESIDENT

Kurt Hoberg

### CVA Range News

**CA State Outdoor, June 2022:** The State Archers of California's Board of Directors voted, and we have been awarded the 2022 State Outdoor to be held at CVA! This is great news, a milestone for our club, and will be an opportunity to get more archers onto our range so they can see first-hand our amazing facility. There are going to be many opportunities to get volunteer hours so be ready to jump in and help. Dates are - setup on June 23<sup>rd</sup>, kids shooting the 24<sup>th</sup>, the adults shooting the 25<sup>th</sup> and 26<sup>th</sup>, with teardown happening the afternoon of the 26<sup>th</sup>.

**Overall Range News:** The dry and windy season is upon us. We've had some rain and the weeds are already starting up their misbehavior.

We'll be replacing the foam backers on the Field Range during the range reset this month (we didn't have the opportunity last month due to the mud), and also replacing pins.

**CVA Lease Renewal:** I've signed our new lease and it is currently on the County Director's desk for counter signature. Once that is completed (hopefully before EOM), the County will get the signed document to me. In the meantime, our lease is running month to month.

**Public Session:** It's been steady busy at the PS, thanks to the afternoon coaches running things to allow me and Richard S. to host the 300 round.

If you are interested in shooting for awards, you need to be a USA Archery Member, participation in the pin program is \$10 per year per shooter, and awards cost \$5 when the score is shot. Please



reference the following USA Archery site for the details:

<https://www.usarchery.org/participate/achievement-awards>

### **Tournament News**

**CA 2022 State Indoor and State JOAD:** We had a large group of shooters at both events.

For both events, CVA brought home: 5 Gold Medals, 2 Silver Medals, and 4 Bronze Medals. Here are the standings:

#### **2022 State JOAD**

Audrey Barbera, Recurve Junior Women, Bronze medal  
Nicolas Yasutake, Recurve Cadet Men, 8<sup>th</sup>  
Pranshu Pathak, Recurve Cadet Men, 10<sup>th</sup>  
Michelle Wu, Recurve Cadet Women, 5<sup>th</sup>  
Connor Blackwell, Compound Junior Men, Gold  
Elizabeth Wu, Barebow Bowmen Women, Gold  
Cassandra Silverio, Barebow Bowmen Women, Bronze  
Chloe Silverio, Barebow Yoeman Women, Gold

#### **2022 State Indoor**

Ken Downey, Recurve Senior Men, 4<sup>th</sup>  
Jaclyn Howerton, Recurve Senior Women, Bronze  
Rachel Howerton, Recurve Senior Women, 7<sup>th</sup>  
Nathalie Normand, Recurve Senior Women, 9<sup>th</sup>  
Audrey Barbera, Recurve Junior Women, 16<sup>th</sup>  
Nicholas Yasutake, Recurve Cadet Men, 36<sup>th</sup>  
Pranshu Pathak, Recurve Cadet Men, 49<sup>th</sup>  
Michelle Wu, Recurve Cadet Women, 21<sup>st</sup>  
Kurt Hoberg, Recurve Master Men, Gold  
Connor Blackwell, Compound Junior Men, Gold  
Richard Silverio, Barebow Senior Men, 15<sup>th</sup>  
Cassandra Silverio, Barebow Bowmen Women, Silver  
Elizabeth Wu, Barebow Bowmen Women, Bronze  
Rose Hoberg, Barebow Master 60+ Women, Silver

Tournament scheduling is underway for 2022. Here is a list of shoots that are scheduled for early next year:

- The Vegas Shoot: <https://www.thevegasshoot.com/>
- Indoor Nationals: <https://www.usarchery.org/events/event-information/38965>

Be sure to check the USA Archery schedule, the CBH newsletter, and social media for status of a scheduled shoot. Schedules seem to change frequently, and often at the last minute.

If you shot a tournament and earned a medal, please let me know so I can recognize your achievements. We are proud of our CVA shooters and want to celebrate your wins!

Please click the links below for more info if you are interested in shooting these tournaments:

- CA Archery is using the USA Archery WEB site to schedule tournaments. Browse to <https://www.usarchery.org/events/find-an-event> to find and schedule out the event of interest.
- CBH/SAA: <https://www.cbhsaa.net/EventCalendar>

### **Range Security**

If you are leaving the range, lock the gate. If you are coming onto the range, lock the gate behind you. If you are unsure if you should lock the gate – lock the gate.

All club members must do their part to secure our range.

See you on the range!

Your President,  
Kurt

Remember, archery is easy. Shoot a 10, do it again!

## MEMBERSHIP CORNER

Bonnie Marshall



### January 2022

Hope you like my post-holiday pic! Life is good after the holiday break!

Happy New Year to All

Can you believe that we are already into the fourth month of our new club year! I hope you all have set a New Year's resolution to shoot more arrows!!!

With the holidays now over, most of us don't have any days off until Memorial Day! As sad as that is, it just goes to show how important having a membership at our club is. It's a place in our lives where we can go for a few hours and have a wonderful time with family, friends or just by ourselves. Remember to always let others know how great your membership is to have, and how great it is to have a place like our club to be a part of.

I would like to thank all of you who have renewed your membership on time, and I hope you are enjoying all of its benefits. We stand at 153 memberships with approximately 300 members.

Type	Total	Working	Non-Working
Family	33	29	4
Single	74	49	25
FGA	3	1	2
SGA	34	24	10
Student	1	1	0
Life	8	2	6
Totals	153	106	47

Please make sure to take a friend and your bow through the newest part of our range area! The new CVA 3D Middle Range is now

open and can be accessed right now by entering at the Public Session Range area and walk past the 90-meter target butt. You will see the entrance signage there. See additional articles for more info!

As of the end of December I annually send out a final renewal reminder to those who have not yet done so. There is a normal amount of retention and loss of members each year, but we work very hard to keep reducing that ratio.

We also ask members who do not renew; why. It is very important that we know if members feel that they are being served and heard. I can tell you that my surveys revealed that we continue to be a great club, and although some non-renewals are due to financial constraints, most non renewals are due to things like not having time to shoot, job changes or moving away.

If there is a reason for not renewing, that we can address and change, to the benefit of our members, we will do that. That is why it's always so important that all of our members speak up, and also come up with solutions, if they see or hear of an issue. This is why we have been around for 50 years!

Member Anniversaries for this month include:

- 13 years – Jim Staiti
- 9 years – Joe Cavaleri, Joe Tischler
- 8 years – Jeffrey DelBosque and family
- 5 years – Earl Guthrie
- 4 years – Crystal/Bill Perry, Mike Chase, Bill Bacheller, Sachin Despande and family
- 3 years – Walt/Sharon Thomas, Richard Read
- 2 years – Robert Urbina, Kevin Kindelt and family, Ramon Barajas
- 1<sup>st</sup> year – Brian Rohrer, Dave Westerberg, Jim Bailey, Tina Bich Tsan, Robert George

Congratulations to all!

See you on the range! Bonnie

## FROM THE DESK OF OUR VOLUNTEER COORDINATOR (COMMUNICATIONS)

Richard C. Silverio

Hello and Happy New Year Fellow CVA Members. Sorry I missed you all in last month's edition. As we begin to start 2022, please continue to be on the lookout for upcoming work parties for these upcoming weeks.



Last month, our Club President, Kurt Hoberg conducted a level 1 and level 2 USA Archery training for various club members and certified about 8+ members as new L1 and L2 instructors. I would like to congratulate and welcome all of our new USA Archery Instructors and we are very excited to have you all as part of working members for our public session. We are truly blessed that our archery club continues to grow and are very excited!

For all working members who are part of the Public Session work group, you can sign up for this weekend or upcoming weeks (through September 10, 2022) by clicking on the link below:

[Public Session Sign-Up \(thru September 10, 2022\).](#)

We had the 2022 California State Indoor Championship a couple of weeks ago and I would like to congratulate those of you who competed during State. You all shot well! Big congrats to all of our members who won. Kurt covered all the winners in his President's article earlier in this Quiver.

**NOTE:** The State or National Tournament is also a great way to earn your PINs, as it is sanctioned by USA Archery. If you participated and scored enough on a given round to earned your next PIN(s), please make sure to print out your scorecards and present it to Kurt Hoberg or myself after the next Public Session 300-Shot tournament and we'll award you your PIN(s). If you are at Ken Downey's J.O.A.D. class, I think he is able to give your pin as well. Please see him.

Our **club historian** has retired and moved away from the area and we are still looking for a replacement. This position has been vacant for quite some time now and we need someone to take over. Please let any board member know if you are interested in this position.

If working Saturdays is problematic for you and you want work you can do on your schedule, please contact any board members. We have a project list and may be able to find something on that list that matches your skills and abilities.

Thank you and see you at the Range,

Richard C. Silverio  
Volunteer Coordinator/USA Archery Level 2 Instructor  
Conejo Valley Archers  
richardcsilverio@yahoo.com



**805.581.1671**  
2150 Agate Court • Simi Valley, CA 93065



*Conejo Valley Archers*  
CONEJO VALLEY ARCHERS

## Conejo Valley Archers Spring Classic March 12-13, 2022

Three Archery Tournaments in One!  
*Thrice the Challenge!*  
*Thrice the Fun!*  
NFAA Field Round • 3-D Round •  
American 900 Round  
**Open and Traditional Money  
Classes (M/F) for Each Tourney!**  
**Over \$3,360 in Prize \$\$\$!**

Schedule	Saturday (13th)	Sunday (14th)
Registration Opens	7:00-8:30	7:00-8:00
Ranges Open: 3D and Field Ranges	7:30-4:30	7:30-12:30
900 Round — Practice Round	8:30	8:30
900 Round — Start	9:00	9:00
Score Cards Due	4:30	2:00
Awards		2:30

**Shoot one, two, or all three Tournaments over two days.**  
**Shooting Styles: Compound, Traditional, and FITA Recurve**

American 900 Round	3-D Round	NFAA Round	Entries and Extras	Fees
5 ends of 6 arrows/dist.	25 targets	28 targets	<b>First Tournament</b>	(non-money class)
4 minutes per end	Unmarked yardage	Marked yardage	Adult/Senior	\$30
122cm targets (5-ring option)	No Range Finders!	4 arrows per target	Young Adult (15-17)	\$25
3 yardage distances:	2 arrows per target	5-4-3 scoring	Youth (12-14)	\$20
⇒ Senior 40-50-60y	Traditional: 33y max	Money Classes shoot Adult stakes by style (Comp. or Trad.) and use 6-5-4-3 "Pro"	Cubs (11 & Under)	\$15
⇒ Adult 40-50-60y	Compound: 50y max		<b>Second Tournament</b>	\$15
⇒ Y.A. 40-50-60y	Cub/Youth: 25y max		<b>Third Tournament</b>	\$10
⇒ Youth 30-40-50y	Money Classes shoot Adult stakes by style (Comp. or Trad.) and cannot purchase Mulligans or a Doe Tag		<b>Family Max *</b>	\$125 <sup>b</sup>
⇒ Cub 10-20-30y			3D Mulligan (2 Max)	\$1 each
Money Classes Shoot Adult			3D Doe Tag (1 Max)	\$1
			Pre-Register and pay with PayPal by 2/1/22	\$10 off of total fee
			Pre-Register by 2/28/22 and pay Day 1 (3/12/22)	\$5 off of total fee
			<b>All Money Classes</b> (money class)	
			Each Tournament	\$50 <sup>c</sup> (\$150 for all 3 tourneys)
			Pre-Register and pay with PayPal by 2/1/22	\$10 off per tourney (\$40 each after \$10 off)



**Awards for all Divisions in each tournament (M/F)** (Senior, Adult, Y.A., Youth, & Cub)  
**Grand Champion:** Total Score for all three tournaments (non-money class only)

**Money Classes:** Separate Men's and Women's Open (sights, releases, and stabilizers okay) and Trad Classes for each tournament. We heard you, trad shooters! We're adding separate money classes for you too. Trad Money Class will include longbows and all recurve bow types (barebows only; arrow rests allowed).

Food and beverages available on the range.

RV Park (full hookup) and camping by range at Tapo Canyon Park (reservation strongly recommended): <http://www.ventura.org/inland-parks/tapo-canyon-simi-valley>

Vendors Welcome! Call (213) 590-6370 to reserve your space.

**Visit:** [www.cvaspringclassic.com](http://www.cvaspringclassic.com) for more information about the tournaments, the structure for the Money Classes, pre-registration instructions, and any hotel information.

**Questions?** Call Scott Leviant at (213) 590-6370 or e-mail [CVASCO@cvarchers.com](mailto:CVASCO@cvarchers.com)

02/27/2022



## Conejo Valley Archers Annual Pacific Coast



# 31TH TRADITIONAL CHALLENGE

*Vendor  
Sales*

*Clouts*

**2-Day 50 Targets 3-D Tournament**

**Saturday April 30, 2022 – 30 Targets**

**Sunday May 1, 2022 - 20 Targets**

**Separate Longbow, Recurve, Self-Bow & Senior (60+) Divisions (no clickers)** **10-8-6 Scoring on 1<sup>st</sup> Arrow, in case of miss, 2<sup>nd</sup> arrow scores 5-4-3**  
\* NFAA Rules Apply (Quivers OK!) \* **\* Lunch served on Saturday \***  
\* No Compounds, No Sights \* **\* Lunch served on Sunday \***  
\* Unmarked Yardage \* **\* Snacks & Drinks served all day \***

\* Shots include a Speed Round & New Pop-up System with Moving Targets \*

### Saturday Schedule

7:00am – 8:30am **Tournament Registration**  
Start shooting right after  
1:30 – 3:00pm **\$5 Smoker Round (1 arrow)**  
**Women's and Men's Division**

### Sunday Schedule

7:00am – 8:30am **Tournament Registration**  
Start shooting right after  
2:00pm → **Score Cards must be turned in**  
**Awards & Raffles held after**

\* Raffle tickets sold, General Raffles \*  
\* Food & Drinks Sold all day \*  
\* Clouts – prices posted at clouts \*  
\* Vendor Trade Show and Sales \*

\* Raffle tickets sold, General Raffles \*  
Shots will include \* Speed Round \* and new  
\* Pop-up Target System \* Flying Mosquito \*  
\* Vendor Trade Show and Sales \*

**Free Camping available inside our fenced area in designated locations. Donations will be accepted, as we have prepaid camping fees to the county. No Dogs allowed on range**

**Additional \$37 fee for Camping inside County Park (Full RV hookups are available in park). The county park charges a \$4.00 daily parking fee in park. Free day parking inside our fenced range.**

### Tournament Fees \*

Non CBH, NFAA or NAA members please add \$5 to the fees listed below (unless a member of an out of state archery organization)  
Adults - \$35  
\*Family - \$45  
Seniors (60+) \$30  
To only shoot Saturday or Sunday with no awards delete \$5 from original fee.  
\* (Includes husband, wife and kids under 18 years old).

Couples - \$40  
Youth - \$15  
Cubs - \$10

### Directions to Range



118 Freeway East or West to Simi Valley. Exit Tapo Canyon Road. North on Tapo Canyon Road, 2 miles to Tapo Canyon Park

### More Information – Call:

BOB BOMBARDIER @ 805-217-8896 OR EMAIL [BOMBARDIERBOB@HOTMAIL.COM](mailto:BOMBARDIERBOB@HOTMAIL.COM)  
JOHN DOWNEY @ 213-922-3899 OR EMAIL [TOURNAMENTS@CVARCHERS.COM](mailto:TOURNAMENTS@CVARCHERS.COM)

## JOAD – Always On Point

January 2022



Happy New Year JOAD and CVA Members!

What a beginning to 2022! JOAD has had a few busy weekends with rearranged shoots, JOAD on a Sunday rather than a Saturday, one coach bruising the other coach's ribs, the first tournament of 2022 and of course a **coach that required quarantine**. Thank you to our JOAD kids and families for being flexible and understanding with the changing schedule.

Our Christmas shoot was slightly modified in December of 2021. Ken and I worked hard to put together a fun and interactive Holiday Shoot for the kids. The shoot involved team participation, shooting Rudolph's red nose, and various challenges that put the archers into shooting conditions they have never encountered. It was going to be exciting....and then...on the day of the shoot, Ken and I got the range, and the winds were unbelievable! The range was experiencing gale-force winds, so strong our younger kids could not stand up, or even place targets on the field. Thinking quickly, we rounded up the families and moved our holiday event to Ken's house! Rather than a traditional shoot, our JOAD families and kids enjoyed catered breakfast burritos (Thanks Tammy!) and a very entertaining white elephant gift exchange. Ken got realistic bass fish slippers...yes, they look like bass and yes, they go on your feet.

2022 Indoor season is in full swing with our first tournament complete, the CA State Indoor Championships, and Vegas and Indoor Nationals coming in early February. CVA JOAD was well represented

at CA State Indoor Championships with 5 kids attending, Audrey B, Nic Y, Pranshu P, Michelle W and Elizabeth W. At the Friday JOAD tournament Audrey B. placed 3<sup>rd</sup> in women's junior recurve and Elizabeth W. placed 1<sup>st</sup> in the women's bowmen barebow division! Way to represent CVA Audrey and Elizabeth. It was amazing to see the number of archers in the JOAD divisions. Pranshu and Nic competed against 45+ archers in each of their respective divisions. The competition was strong, and the kids shot well and focused on their tournament goals that Ken assigns prior. Coach Ken was present and shot within his division and placed 4<sup>th</sup>! Way to go Ken! Next up for our archers, the Vegas Shoot and Indoor Nationals in Sacramento. Stay tuned for the next Quiver to hear how the JOAD kids did at these tournaments.

Because of weather, tournaments and COVID, we have had to rearrange or cancel some of our Saturday lessons. Most recently, our very own Coach Ken was required to go into self-quarantine due to a possible COVID work exposure. Good news is that he remained negative throughout his quarantine and was able to do some self-reflection and home improvements. Thanks again to our JOAD families for being flexible.

Stay safe, stay healthy and we'll see you at the range,  
Ken and Geoff





Impromptu JOAD holiday shoot at Ken's house. Here he is attempting to explain the rules of a white elephant gift exchange. The kids are captivated.



Some exciting gifts were exchanged!




Nic demonstrating his best ballet moves as we prepare for a gift exchange.





State Indoor Championships: Ken look was comfy...



Audrey focusing on her tournament goals. Coach Ken assigns various goals to focus on during a tournament. This changes the mindset of the kids rather than the focus of their score.



Nicely done Audrey! 3<sup>rd</sup> place women's recurve, in the Friday JOAD shoot.



Post celebration dinner is always in order.



The new venue in Tulare is quite remarkable. One very large barn.

## CVA Volunteer Opportunities

Please connect directly with me to discuss any of these opportunities to complete your committed hours.

- Tournament Registration/Cash Handling
- Eagle Scout/Gold Award Project Coordinator
- Historian
- Open House Coordinator
- Promotional Sales
- Emergency Preparedness Range Certification Officer
- Banquet Coordinator
- Office Admin
- Answering Service Processing

Some of these positions are obviously long term and some require attendance at all General Meetings or events.

I would like to thank Morgan Thomas for stepping up to start training for the Membership Chairman position. Hopefully she will find it a good match and I will continue to assist her in that role.

I can be reached through the Answering Service number, at any General Meeting or for a short chat at the Public Session Range between 11-1pm.

Thank you for your consideration of these positions to further support the club.

Bonnie Marshall





TRADITIONAL BOWHUNTERS OF CALIFORNIA

Traditional Archery Charity Event for the Hunt of a Lifetime Foundation

CHAMBERLIN RANCH

April 9-10, 2022

TRADITIONAL RENDEZVOUS

Rain or Shine!

▲ LONGBOW WOOD ▲ LONGBOW ALUMINUM & CARBON ▲ RECURVE ▲ SELFBOW

2 ARROWS-3 COURSES-75 TO 90 3-D ANIMALS-POP-UPS-NOVELTIES-VENDORS-RAFFLES

BRING 1 BROADHEAD FOR BROADHEAD CHALLENGE RE-ENTRIES FOR LAST MAN STANDING AND BROADHEAD

We are always looking for donations of raffle prizes for the Chamberlin shoot. Those who donate will receive 5 free general raffle tickets!!! Thank you for your support!

Late Lunch Friday
Breakfast Saturday & Sunday
Lunch Saturday & Sunday
Tri-Tip Dinner, sides and drink on Saturday night - \$14.00

TBC TOURNAMENT RULES

- Traditional, Recurve, Longbows and Selfbows only
10-8-5 scoring on 2 arrows
2 score cards for each shooter
No stabilizers, sights, elevated rests
Must shoot off shelf
No clickers
If arrow lands on line, shooter gets higher score
Minimum three shooters per squad

Due to liability issues and ranch owner's conditions, no camping on ranch before Thursday, Apr. 7th. Shooters need to leave by 8 am Monday, Apr. 11th.

Dry Camping on Range/Potable Water

Registration forms will only be accepted up to April 1st, so send them early! Contact Vince Grgas @ 310-386-3402, vincegrgas@gmail.com or tbc@tbcarchery.com Please visit our website at TBCArchery.com



Map to Chamberlin Ranch Los Olivos, CA



Table with 2 columns: Divisions/Age and Shoot Fees. Rows include Senior, Adult, Young Adult, Youth, and Cub with Pre-Reg and Shoot Day fees.

This is a charity shoot. Sorry, no refunds will be made

Pre-Registration forms must be received by April 1st.



Form for pre-registration details including Name, Address, City, State, zip, Phone Number, and Email Address. Includes a vertical column of numbers 2, 0, 2, 2.

Registration table with columns for Shooter Name, Sex, Age Divisions, Bow Classes, and Shoot fee. Includes a summary row for total fees and a signature line.

By my signature above, I release TBC and all personnel from losses, damages, or personal injuries incurred by myself while participating and/or viewing this TBC event. I understand archery tournaments involve certain inherent risks and I agree to participate/view this event with full knowledge of those risks and to abide by TBC Tournament rules. I also give permission to TBC to use any photos of me/us taken at this event for use on their website.


## A Few More California State Indoor Pic's





Last minute primping ...







## Club Tournament News

John Downey – Tournament Director

We had a really nice shoot again in December with twenty-one archers making the round. We had a two-way tie at the top for first, with Brian Carter and Oscar Melendez shooting identical scores of 489. They were closely followed by Charles Neace with a 483, and Terry Marvin with a 478.

Top Traditional Score went to Jeff Owens with his 297 Trad Recurve score. Almost half the archers shot Bare Bow or Traditional Styles.

Archers will start picking up a handicap in the results of their January Club Shoot (assuming it is their third shoot). I've repeated Handicap Rules and info again this month in case you didn't receive last month's Quiver.

Name	Division	Scratch Score	Style	Handicap	Handicap Score
Brian Carter	MS	489	BHFS	0	489
Oscar Melendez	A	489	FS	0	489
Charles Neace	A	483	FS	0	483
Terry Marvin	MS	478	FS	0	478
Justin Lerma	A	477	FS	0	477
J. Ritterbeck	A	456	FS	0	456
Jim Collins	A	444	BHFS	0	444
George Conner	GA	432	BHFS	0	432
Norman Rice	GA	425	BHFS	0	425
Jaclyn Howerton	A	423	FITA	0	423
Julian Acebo (Guest)	MS	416	BHFS	0	416
Rachel Howerton	A	311	BB	0	311

Name	Division	Scratch Score	Style	Handicap	Handicap Score
Jeff Owens	MS	297	TRAD	0	297
Wendell Wright	GA	216	LB	0	216
Brian Rohrer	MS	192	BB	0	192
Curtis Hermann	GA	180	TRAD	0	180
Tom Swindell	GA	158	TRAD	0	158
J. Ritterbeck	A	152	LB	0	152
Tom Sheppard	GA	115	TRAD	0	115
Joe Cavaleri	GA	83	TRAD	0	83
Morgan Thomas	A	77	TRAD	0	77

### Handicaps (Repeat from Last Month)

This is the first shoot of the new club year, so no one has a handicap yet. Folks will be picking up handicaps in the third month they shoot (which would be January for all you eager beavers).

***O.K. So how are handicaps determined?*** Well, we take 80 percent of the difference between the average of their last three scores and a perfect score (560 points).

I'll use my son Ken Downey in this example. He shot 438 scratch in November. Let's say he shoots 444 in December and 450 in January. That would give him an average of 444 for the three shoots (I'll leave that to you to verify). Eighty percent of the difference of 444 from 560 is ...  $0.8 * 116$  or 92.8, which is 93 points rounded up. This then is his handicap (93 points) which is applied to his January score of 450. So, his handicapped score in January would be 450 (what he shot) plus 93 points, or 543 points.

### Some General Rules

**Club Championship Trophies** (Belt Buckles) are based on the average of the individual archer's best 5 (five) handicap scores. As you don't

pick up a handicap until your third shot, it follows that in order to win the Championship Buckle you need to have completed at least 7 club shoots during the club year. We give out two of these awards, one for Traditional Shooters (no sights allowed) and one for Compound and Recurve Shooters with Sights, which of course includes FITA style.

**Range Record Trophies** (Custom Trophy Hand Engraved Knives) on the other hand are awarded based on scratch score. Every individual completes with others in the same age and shooting class, i.e., Men's Adult Free Style, Men's Adult Long Bow, Men's Master Senior Traditional Recurve, Women's Adult Bare Bow etc. One needs to have completed 5 or more club shoots to qualify an award. The Men's Adult Free Style Trophy is awarded to the individual with the highest scratch score for the year in this Division and Style. Women and kids complete in the same shooting styles within their own respective age groups. Every year we give out 20 or so of these trophy knives. This year I expect we will give out more of the trophy knives as I've added the new Master Senior Division (ages 50 to 64).

**Duplicate Scores Cards** are used to record the archer's participation in the monthly club shoot (i.e., two different scorers for each archer). Each archer is responsible for getting their completed, filled in physical score card to me the day of the club shoot (typically after the club meeting). Please don't try to hand me your score cards during the club meeting. Score cards need to have the archer's full name, age division, and shooting style along with the archer's signature, and the signatures of two others that shot with the archer. So, every completed card should have a total of three signed signatures verifying the score shot. I will verify them and hand one back for the archer's records. If you don't complete the shoot before the club meeting you are allowed to email me images of both signed and completed cards, as long as I receive them within one week.

Also, we understand that not everyone is able to shoot on Sunday. We therefore allow archers to shoot the club course with two of their fellow archers (or wife 😊 ) for a one-week period following the

Sunday club shoot. You still need to get your completed cards to me during the week following the club shoot (electronic copies of the two cards with all three signatures). Just email me images of both cards to [johndowney@sbcglobal.net](mailto:johndowney@sbcglobal.net)

If you have any questions on the above, email me at the same email address.

Hope to see you around the range.

... jbd



**Broken Arrow Tattoo** - There are times in life where we have to make tough decisions to move on, and this represents that feeling.

## Shot Follow up, a Premier Tracking Guide

*A column for the "Conejo Quiver" by Curtis Hermann January 2022*



We all have our favorite sources for archery and bowhunting information. One of my very favorites is Dennis Kamstra, a retired Professional Hunter (or PH) from South Africa who has hunted professionally and Guided Professionally with traditional archery gear for over 60 years, on a global scale. He also writes the magazine column, "Tips from the Old Bowhunter," for Traditional Bowhunter Magazine.

Recently Dennis did a column on "shot follow up" and I found it most interesting in that it was so similar to the way we teach it in the "International Bowhunter Education Program" or IBEP. I thought it might be interesting if I combined "Tips From the Old Bowhunter" with a little of my own knowledge and share it with our own CVA family.

In the IBEP, we refer to this as "the second hunt," as it is a total reversal of action when we change from being the hunter to being the one who recovers the game hunted.

Two things we must understand at the beginning of each game recovery event. First, game rarely falls to the ground at the moment of contact with a broadhead tipped arrow, as there is little "impact or shock energy" due to the fact that an arrow slices when it penetrates.

A bullet creates massive blunt force trauma upon contact and a burning sensation during penetration. Often knocking its intended target to the ground. In archery, upon contact with an arrow, game

will often know something has happened to scare it, but is often unaware that it is something lethal. Unless the game was hit in the spine forward of the diaphragm which will drop him in his tracks (if hit aft of the diaphragm it will only paralyze the hind legs) and will require a "follow up shot." All other hits will require following a blood trail until recovery is made.

Secondly, most bowhunters spend (at the most) two to three weeks afield each year, so opportunities to practice game recovery is often a rare instance, given this circumstance, they are usually not top trackers. That being said, I have shared the tracking experience with those who are more practiced than I am and also have been lead tracker on many a "first trail" of a new bowhunters first kill. Teaching and sharing some of these experiences with others for many years has kept the craft of "blood trailing or tracking" fresh for me.

Let's start our training with that moment when your focus was intense, your heart was pounding, the string of your bow was released and in your concentrated vision - you see the arrow make contact with the game!

First you must be very specific on exactly where on the body you saw the arrow make contact! Next the sound of the impact, was it the sharp crack of hitting a bone, the "plunk" sound like hitting a watermelon which is a muscle hit, or the nearly noiseless hit as it passes through the abdomen or gut area.

The next series of clues are also visual. How did the animal react to the hit? A chest cavity hit will usually get a reaction of jumping high into the air and then speed off in a crouched or lower to the ground profile with his tail clamped tightly to his rear, a heart shot will cause an immediate dive forward in a straight line and perhaps run into or

through obstacles for 30 to 40 yards and then will collapse or drop in mid-stride.

If arrow contact causes his back to become highly arched - it is a good indication that it was gut shot. In this case, the urge to lie down and watch his back trail will be strong. He will usually do so in 75 to 150 yards, depending on whether or not the liver was hit. If a liver was also hit, he will usually lie down in a shorter distance. In such an instance the tracking rules will change dramatically, we will get into how in just a few minutes.

A lightly wounded animal will usually hold its tail high or out straight as it runs off. A leg hit (fore or back) will result in a stagger and perhaps it will want to lie down in forty - fifty yards, keep still and keep an eye on its back trail. If the animal goes out of sight you must hold still and listen, in a few seconds you might hear him go down and kick a few times (an attempt to get up) and then silence. In all this commotion there are three geographic points that must be memorized immediately, first "exactly where the deer was standing when the shot occurred." Second the exact spot where you last saw him before he went out of sight and third if you were not in a tree stand or blind then you must mark the spot you were standing when the arrow was released. Stick a field arrow in the ground to mark this spot as it then can be seen from a distance.

Ok, so now we are into the "second hunt" a total of 10 - 15 seconds since we released the bowstring and we have garnered a whole lot of important information that can help us in our recovery. We have memorized our shooting position, where the game was standing when the arrow struck, the visual of the impact and the sound of the impact, the reaction of the game to the impact and the exact spot it disappeared from sight, plus sound or no sound of kicking or falling after he went out of sight. Not bad for a beginning.

Now before we start pursuit, we are going to sit down and go over everything that just happened in our minds, several times over. If we did not hear the death kick, we need to give the game time to decide it is not being pursued, he needs a little time as he is going to have a real urge to lay down and rest. Likely (as he weakens) he will make a "J" shaped turn, lie down to one side a few yards, yet where he can watch his back trail (and hopefully expire in a few moments).

Once we have rested and listened and mentally gone over every aspect of the shot for about 15-20 minutes, we will slowly approach the spot where the arrow struck the game (mark this spot with tracking tape) and look for more clues that will confirm what we believe we saw and heard. We will look for the arrow, if it passed through the animal we know we will have blood on both sides of the trail. If it is a broken arrow, we will have an idea of the depth of penetration. The arrow must be examined closely as it will have clues. The color of blood can confirm the visual and sound clues of the shot.

The color of blood can help distinguish between an artery or a vein hit, bright red (oxygenated blood) will tell you it is arterial in origination, dark blood will be vein and real dark will be a liver hit. Smell the arrow, if it hit the guts, it will have the unmistakable smell of intestinal content, and will have streaks of greenish/brownish material. If there is blood only on the broadhead and not on the length of the shaft then you have an indication of a superficial nonlethal hit.

It is at this point that we will make a tracking stick, this is a tool that can be used to identify the track you are looking for when mixed with others on the trail. In the old days, I was taught to cut a stick about the diameter of your finger and two and a half foot long. Along this stick you would cut notches that matched the exact length and width of the track, next you want to measure the straddle (width) by measuring from the outside of the left track to the outside of the

right track, next would be to measure the stride by adding a notch the distance from the leading edge of one foot (either right or left) to the leading edge of the same foot at the next impression. Nice sticks were rarely available at the tracking sight on the Wyoming prairie, but a cedar arrow worked really nice, I would place marks along the shaft with a pencil. Dennis Kamstra has a nice suggestion for today's modern carbon or aluminum arrow, carry five little rubber "O" rings in your pocket, remove the broadhead from your shaft and slide on the "O-rings" to use as the marks, a tip I am going to use. I will put a picture of the "tracking stick" to help make this easier to understand.



By now the game should have expired, assuming it was a lethal shot, let us now follow the blood trail some thirty minutes or so from the original shot. Sometimes a blood trail is very obvious and sometimes it is a very difficult puzzle to unravel, we train for the later but hope for the former.

There are certain basic rules to tracking.

1. Do not tread on the tracks, walk to one side.
2. Mark each piece of sign with a small piece of toilet paper or tracking tape.
3. It is often better to let your partner do the tracking as he (or she) will be less excited and more focused.
4. If the trail says that the shot may have been less than lethal, have an arrow nocked and ready for a "follow up shot."

If you paid attention to the contact point of the shot you will know how high off the ground the wound is, it is at this level that you pay particular attention to any leaves or grasses that may have come in contact with the wound as the animal passes by, not all blood is on the ground. Often as the animal passes by it moves the leaf or grass blade away and the blood smear actually ends up on the underside when it returns to its original position, so be sure to check the undersides of these plants as you go by.

If you are tracking in heavy cover and see that up ahead is an opening the game has crossed, stop, kneel down while still in cover and attempt to glass the opposite side of the clearing back into the brush off to the side of the trail. Wounded game (if undisturbed) will often make a "J" turn and bed in heavy brush in a position where they can see if they are being followed. If given time they will expire in this position, if you rush the trail and spook the game from this bed then they will run full bore until they expire, *this will make tracking very difficult.*

If you have spotted the game and he appears dead from a distance there are a couple more basic rules to follow. First check the eyes from as far away as possible, if the eyes are closed then he is still alive and hoping you will walk by and not notice him. If his eyes are open and have that blue glint in the reflection then it is dead. On final approach, always approach dead game from the rear with an arrow nocked on the string, when close poke the animal with a stick and look for a response, if there is no response you have completed your "second hunt".

This is how most blood trails go, but remember that we had an exception to the well-placed shot and that was the "gut shot." I said that we would get back to dealing with this special situation in a few minutes, so here we go!

First off, your first clue to a gut shot is visual, seeing the arrow contact the game far back from the chest, the arched back of the game upon arrow contact and the humped body language as he runs or walks off. The second clue is observation of the retrieved arrow, if there is very little blood and mostly just fat and intestinal matter, then you have a tougher situation.

Following the blood trail on a gut shot can be nearly impossible due to lack of blood deposits. This is why we all The Gut is a vital organ just like the lungs, heart or liver and when a vital organ stops functioning death occurs, the difference is the time it takes for the organ to stop functioning. A gut shot (considering no other organs are hit) can take up to eight hours before the organ stops functioning and life ceases. The gut also has very little bleeding and blood trails will be minimal at best. This means we need a different strategy for recovery!

Gut shots tend to be very emotional for the shooter and this tends to make him or her a less than desirable tracker, so we have some rules that you need to memorize and follow!

1. Once you have confirmed that it is a gut hit and all your markers are in place (shooter position, game position at the shot and last sighting of game) then you quietly sneak out of the area, return to camp, inform the best tracker in camp and wait 3-4 hours.
2. When you return let the tracker take the lead as he will not be in a hurry or miss what few clues will be available to him. You must constantly be looking at both the trail and far ahead and low in the brush for the bedded deer. You need to see him first, determine if he has expired before approaching and be very careful to not "bust him out of his bed!"

While you were in camp two things will have happened, first a gut shot deer will tend to want to lie down and watch his back trail, secondly the body's reaction to a gut shot is to create a real thirst and a reluctance to go uphill. What will most likely have happened

while you were waiting is that the deer will have gone 100-150 yards or so (towards water if it is near) and will lie down to watch his back trail. This you want! You want him to lie down, stiffen up and expire and go no further! If you spook a gut shot deer from his bed he will run as far and as fast as he can until he dies and leave very little blood behind. A near impossible recovery scenario.

So now you have the technique and the rules for the "second hunt" or recovery of the game shot. You are far from done at this point as several other things must happen, filling out the tag, clean up and set up for picture taking, field dressing and finally removal of the meat and puncture of the gut pile, all before returning to camp - but those are topics we will address in future columns. For now, just rejoice in a recovery job well done!

Till next month,  
Curtis

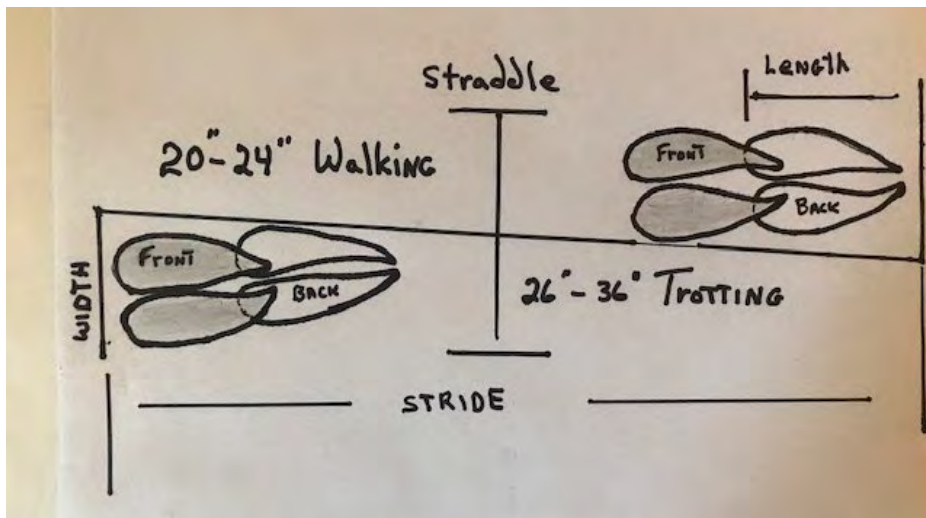
#### **IN DETAIL:**

**Setting up a "Tracking Arrow": A tracking arrow requires a full set of tracks that you can measure. These will be found usually in the trail the deer approached on before the arrow was released!**

1. **Remove the broadhead from your arrow and slide on 5 "O"-Rings at the fore end of the shaft, insert a field point or even better a blunt tip into the insert.**
2. **"O"-Ring #1 will sit on the edge of the insert rim, all measurements start from here.**
3. **"O"-Ring #2 will move up the shaft to match the width of the hoof print.**
4. **"O"-Ring #3 will move up to match the length of the hoof print.**
5. **"O"-Ring #4 will move up to match the "Straddle" or width of the combined left and right-side prints.**

6. "O"-Ring #5 will move up to match the "Stride" or length of the deer's normal step.

Tracking sticks prove useful beyond the spot where the deer was last seen and has slowed his running to walk once, he feels he is safely away. This will most often be in the last third of the trail before our game expires, so be cautious and mindful of what's up ahead, he may have made the "J"-Turn and be watching his back trail from a bed off to one side.



Pic Tracks: Is a diagram of a walking deer track showing width of a hoof print, length of the hoof print, the "Straddle" or width of the overall track sequence and the "Stride" or length of the stride. These are the points that will be marked on the tracking arrow with "O" rings.

**CAUTION:** Always remove the broadhead and replace with a field point or blunt while tracking!




Pic Tracking arrow 1 - This picture shows the first four "O" ring. "O" ring #1 is at the back of the arrowhead, all measurements start at this point!

"O" Ring #1 to #2 equals the width of the hoof print.

"O" Ring #1 to #3 equals the length of the hoof print.

"O" Ring #1 to #4 equals the width of the "Straddle" or of the outside of the left side track to the outside of the right-side track.



Pic Tracking arrow 2 - Shows the 5th "O" Ring. The distance measured from "O" Ring #1 to #5 equals the length of the "Stride" or overall length of the deer's step.

## This month's tip: The Nocking Point

The invention of the brass nocking point was a game changer in archery, making the act of setting up the bowstring a simple and easy job. All it required was to purchase the proper size brass nocking point and a special set of pliers designed for the job. The next necessary tool was a bow square, a tool you should already have had on your work bench. Because of the short installment time, simplicity and ease of use it rapidly became the new standard for setting the nocking point on a bow string, but it did have some undesirable traits. It would sometimes slip and if not placed on the string so that the leading edge of the nocking point was facing the archer, this edge would gouge or dig into to your shooting tab or glove leaving a rough groove. This edge will also scar the surface of a leather or other material arm guard.

I've had both happen, a nocking point that slips causing a miss on a hunt is a lesson hard learned. Seeing a gouge in your favorite tab or shooting glove also makes one question whether the convenience of the brass nocking point is the best way to go!

I have found it is best to use the brass nocking point during the bow tuning process, you just can't beat the convenience. Once tuned, I definitely prefer replacing the brass nocking point with one made using *unwaxed flat dental floss*. Particularly before I go into tournament or hunting season.

I mark the string where the brass nocking point rested with a permeant marker. I coat that mark with a drop of super glue then I tie on the dental floss. This is done by laying a small loop on the string and winding the floss around the loop and the string in several layers thick. when desired thickness has been achieved then run the loose end of the floss thread through the loop. Next, with a pair of small pliers, I pull the loose end of the loop capturing and pulling it


under the wrapped layers. Finally, I coat the outer layer with super glue.

Depending on the shaft/nock combination you are using you may need a second few layers of the floss to create the thickness you want.

I will place a second nocking point one half inch below the original. I do this so the pressure point is the same on both the index finger and the next finger at full draw, which hopefully creates even pressure on the string. Probably not necessary, but I seem to think it gives me a small edge in the shot process. **(NOTE:** This is a very common practice for FITA shooters and does make a difference for us, as consistency from shot to shot is what one needs to strive for. When shooting Olympic distances of 70 meters, a knock moving up or down on the string of even a 1/16 inch can and will make a big difference at the target. - **Editor**)

If you are very competitive archer, I suggest you give this a try and decide for yourself which way you prefer your nocking point.

Keep those arrows in the air,  
Curtis





## ADOPT-A-TARGET (CVA Roving Range)

Most of our target lanes have been adopted. If interested in adopting one you can contact one of the Board Members.

Jbd

Target	Distance	Adopter
1	35 yrd. fan field 36 yrd fan hunter	Ben Shirley
2	30 yrd. field 32 yrd hunter	Ben Shirley
3	20 yrd. field 19 yd walk-up hunter	Tom Swindell
4	35 ft. walk-up field 11 yrd hunter	Luttrell Family
5	80 yrd. walk-up field 70 yrd. walk-up hunter	Norm Rice
6	25 yrd field 28 yrd. fan hunter	William Bachellar
7	55 yrd field 53 yrd walk-up hunter	J Ritterbeck
8	45 yrd walk-up field 44 yrd hunter	Jeff Owens
9	15 yrd. field 15 yrd. walk-up hunter	Ron Riley
10	65 yrd. field 64 yrd. walk-up hunter	Brian Carter
11	40 yrd field 40 yrd. Hunter	Norm Rice
12	60 yrd field 58 yrd. walk-up	Jackie Rice
13	45 yrd field 23 yrd. walk-up hunter	Tom Roberts
14	50 yrd. field 48 yrd walk-up hunter	Mike Chase
15	45 yrd. walk-up field 44 yrd. hunter	JOAD Parents

16	50 yrd. field 48 yrd. hunter	Tom Sheppard and Wendell Wright
17	20 yrd field 19 yrd. walk-up hunter	JOAD Parents
18	80 yrd. walk-up field 70 yrd walk-up hunter	Jake Anderson w John Somers & Jonathan Sylvester
19	55 yrd. field 53 yrd. walk-up hunter	Marc Albanza
20	25 yrd. field 28 yrd. fan hunter	Ruthie Haskins
21	35 yrd. fan field 36 yrd fan hunter	Arthur Robertson
22	30 yrd. field 32 yrd. fan hunter	Phil Bruno
23	35 ft. walk-up field 11 yrd. Hunter	Steve Mahoney
24	45 yrd. field 23 yrd. walk-up hunter	William Bachellar
25	65 yrd. field 64 yrd. walk-up hunter	Curtis Perry
26	60 yrd field 58 yrd. walk-up	Jeffrey Del Bosque & Catherine Cavadini
27	15 yrd. field 15 yrd. walk-up hunter	Ramon Barajas
28	40 yrd. field 40 yrd. hunter	Thomas Cayia
	20 yd practice butts running pig	Thomas Cayia

## CVA CONTACT INFORMATION

<b>BOD Member</b>	<b>Position</b>	<b>E-Mail</b>	<b>Phone</b>
Kurt Hoberg	President, Coach	<a href="mailto:president@cvarchers.com">president@cvarchers.com</a>	805-552-9934
Cathy Linson	Vice President	<a href="mailto:vicepresident@cvarchers.com">vicepresident@cvarchers.com</a>	805-791-5102
Scott Leviant	Secretary, Tournament Range Chairman, Coach	<a href="mailto:secretary@cvarchers.com">secretary@cvarchers.com</a>	213-590-6370
Genevieve Ivie	Treasurer, Instructor	<a href="mailto:treasurer@cvarchers.com">treasurer@cvarchers.com</a>	805-657-9742
Mike Keena	Board Member, Field Range Captain	<a href="mailto:mkeena@cvarchers.com">mkeena@cvarchers.com</a>	805-527-4585
Bryan Tanger	3D Range Captain	<a href="mailto:cva3dshooter@gmail.com">cva3dshooter@gmail.com</a>	
Kevin Cloepfil	Board Member		805-390-1059
Bill Davis	Board Member, Instructor		805-208-7002
David Jockisch	Board Member, Publicity Chair	<a href="mailto:davidjockisch@yahoo.com">davidjockisch@yahoo.com</a>	
Erik Hammerquist	Board Member	<a href="mailto:emammerquist@outlook.com">emammerquist@outlook.com</a>	818-515-4465
Brian Carter	Board Member, Instructor	<a href="mailto:reiadvisor@yahoo.com">reiadvisor@yahoo.com</a>	818-232-1580
Clark Pentico	Previous Club President	<a href="mailto:clarkp@cvarchers.com">clarkp@cvarchers.com</a>	805-630-1749
Ken Downey	JOAD Program - Lead Coach	<a href="mailto:ken.downey@cvarchers.com">ken.downey@cvarchers.com</a>	805-231-6135
John Downey	Newsletter Editor, Club Tournament Chair, Coach	<a href="mailto:editor@cvarchers.com">editor@cvarchers.com</a>	805-527-4894
Bonnie Marshall	Membership Chair, Coach		805-328-4721
Noah Barlow	Volunteer Hours Coordinator		
Richard C. Silverio	Volunteer Hours Coordinator Communications, Instructor	<a href="mailto:richardcsilverio@yahoo.com">richardcsilverio@yahoo.com</a>	818-442-5182
Dennis McKaig	Volunteer Hours Coordinator	<a href="mailto:cvamemberhours@gmail.com">cvamemberhours@gmail.com</a>	

# **CONEJO QUIVER**

## **February 2022 Issue**



**The next Club Shoot and General Meeting (at 11:30am) will occur per our normal schedule on February 27, 2022. Please wear an appropriate protective face covering while on the range and during the meeting if you haven't already received all of your COVID-19 vaccinations.**

## FROM THE EDITOR

John Downey, Editor

Welcome to the February issue of the Conejo Quiver. We have another nice issue for you, packed full of good stuff.

Our normal gang is well represented again with articles from Kurt Hoberg, Richard Silverio, Curtis Hermann ("The Last Bow Purchase"), Ken & Geoff JOAD Always On Point) and yours truly.

Of special note this month is our JOAD program run by Ken Downey and his trusty sidekick Geoff Houghton (hmmm, or is it the other way around ☺). JOAD has been really busy with a number of its members shooting at both the JOAD Nationals and the National Indoor Championships in Sacramento California, as well as the Las Vegas National Indoor Tournament. Somehow Ken & Geoff also managed to set up a special Valentines Shoot for JOAD. We have a number of photographs from all their adventures.


Please check out the flyers for the Club's upcoming events and makes plans to attend.

Hope to see you around the range.

Keep sticking them pointy ends in the target.

Regards

John Downey, Editor



## FROM THE DESK OF THE PRESIDENT

Kurt Hoberg

### CVA Range News

**CA State Outdoor, June 2022:** I've started planning this shoot with the help of the State Archers of California's Board of Directors. I'll be working to get registration created on the USA Archery WEB site used for these things and will be reaching out to vendors and other personnel to start getting dates services set.

Tournament dates are - setup on June 23<sup>rd</sup>, kids shooting the 24<sup>th</sup>, the adults shooting the 25<sup>th</sup> and 26<sup>th</sup>, with teardown happening the afternoon of the 26<sup>th</sup>.

**Overall Range News:** Foam backers on the Field Range have been replaced, and I'll be ordering target pins for the range once they are no longer backordered. Pins on targets 13, 14, and 15 (where shooters 'park' – please read your membership agreement) seem to go missing often. Please do not take these pins as they are needed for the club targets, that should always be pinned to the haybales. Until I can get pins, those targets will be pin deficient, especially target 13.

Do not move targets from bale to bale. CVA is a NFAA rated 5-star Field Range, targets are specific to each lane. For some reason, members like to move the targets from lane to lane, again at 13, 14, and 15. Please do not move targets, leave them where you find them and again, do not take target pins.

The practice range near the stage has been full of trash, plastic bottles, caps, and other junk that are pinned to the bales. It is unsightly and unsanitary. Do not use trash as targets. If you find you cannot resist doing so, please remove the trash and junk from the bales and dispose of it correctly in a trash can.



Finally, we've been finding broken glass at the Practice range and also at the Public Session Range, 5M line. This presents a safety hazard to club members and the public. Glass bottles are not to be used as targets. This is problematic enough that if the club member is discovered who is doing this, their club membership will likely be revoked.

Otherwise, range is looking great thanks to the efforts of our amazing volunteers. We are getting ready to use the entire property for the Spring Classic, so please be sure to help as volunteer opportunities are posted on the WEB site, watch your emails.

**Middle Ridge Trail:** The new Middle Ridge Trail is open and ready to shoot. I shot it last week and it's a lot of fun, all 3D, unmarked yardage, and a beautiful hike. The entrance has moved from beyond the 90M line on the Public Session Range to the right side of the Stage adjacent to the main parking lot. There are a bunch of fun shots, so enjoy!

Thanks to everyone who worked so hard to make this range a reality, it's something special.

**CVA Lease Renewal and Insurance:** We have a lease! I received the co-signed document early February. The lease spans 5 years.

I've also renewed our Club's yearly insurance policy, so we are good for another year.

**Public Session:** Congratulations are in order for Kevin Knebel! He completed his Level 3 Coaching Certification and has submitted the paperwork to DOS during the Public Session. Thanks, so much Kevin for being an amazing Coach and volunteer, its members like you that make this club successful!

It's been steady busy at the PS, thanks to the afternoon coaches running things to allow me and Richard S. to host the 300 round.

If you are interested in shooting for awards, you need to be a USA Archery Member, participation in the pin program is \$10 per year per shooter, and awards cost \$5 when the score is shot. Please

reference the following USA Archery site for the details:

<https://www.usarchery.org/participate/achievement-awards>

### Tournament News

**The Vegas Shoot:** Here is a list of shooters from our club and their standings:

- Cassie Silverio – Recurve Cub Female, 9<sup>th</sup>
- Jack Houghton – Recurve Youth Male, 7<sup>th</sup>
- Justin Huish – Recurve Flights 1, 11<sup>th</sup>
- Ken Downey – Recurve Flights 1, 12<sup>th</sup>
- Jaclyn Howerton – Recurve Flights 2, 29<sup>th</sup>
- Rachel Howerton – Recurve Barebow Flights 3, 19<sup>th</sup>
- Richard Silverio – Recurve Barebow Flights 5, 20<sup>th</sup>

Some of these archers were in the money, so enjoy your winnings!

If I've missed anyone, please let me know so you can be recognized in my next article. Congratulations to everyone who shot Vegas!

Be sure to check the USA Archery schedule, the CBH newsletter, and social media for status of a scheduled shoot. Schedules seem to change frequently, and often at the last minute.

If you shot a tournament and earned a medal, please let me know so I can recognize your achievements. We are proud of our CVA shooters and want to celebrate your wins!

Please click the links below for more info if you are interested in shooting these tournaments:

- CA Archery is using the USA Archery WEB site to schedule tournaments. Browse to <https://www.usarchery.org/events/find-an-event> to find and schedule out the event of interest.
- CBH/SAA: <https://www.cbhsaa.net/EventCalendar>

## Range Security

If you are leaving the range, lock the gate. If you are coming onto the range, lock the gate behind you. If you are unsure if you should lock the gate – lock the gate.

All club members must do their part to secure our range.

See you on the range!

Your President,

Kurt

Remember, archery is easy. Shoot a 10, do it again!



1927 Print Ad for California Archery Tackle  
California By-Products Co

## FROM THE DESK OF OUR VOLUNTEER COORDINATOR (COMMUNICATIONS)

Richard C. Silverio



We are approaching the time of the year when Conejo Valley Archers will be organizing tournaments and hosting them as well which will include the **California State Outdoor Tournament**. We are very excited for all these tournament including the big one and wanted to make sure that our range will give a good impression to our visiting archers and to our members so that we can all continue to enjoy the beautiful range for our archery experiences.

As I have been mentioning on my weekly emails these past couple of weeks, our first tournament is the **Spring Classic 2022**. This will be a two-day tournament taking place on March 12 and March 13. There will be plenty of opportunities for members to start building volunteer hours. As we are coming close to that day, **Kevin Cloepfil** is organizing work parties every Saturday starting at 7:00 AM pst. till the week of the tournament.

We are having our third work party this Saturday, **February 26, 2022**. Below is the information:

**Meeting Place:** *Tournament Range*

**Date:** *February 26, 2022*

**Time:** *7:00 AM pst*

**Check-In With:** *Kevin Cloepfil*

As started above, upon arriving, please make sure to check-in with **Kevin Cloepfil** to sign-in. He will be in-charge and will allocate work to volunteers on Saturday. We will mainly focus on

maintenance and clean up at the tournament range and we are planning to start work as well on the 3D range. Work may include things like trimming weeds with machetes at the islands in the tournament range, and some weeding with hoes and cleaning the parking lot. We want to have the range be a showcase for those returning and those that have our ranges.

**Since it is still cold and possibly windy on that day, please make sure to bring warm long sleeves clothing. We also advice bringing work gloves. If you have machetes, hoes and rakes or any other gardening tools, please feel free to bring those as well. Masks are also recommended.**

I also created the **Spring Classic Tournament** online sign-up sheet if anyone is interested to sign up as a volunteer for that venue. We are in need of volunteers on March 11 (the day before), March 12 (the day of) and March 13 (the day of and after the tournament). Plenty of open slots are still available and we can get all the help we need. Below is the link if you are interested to volunteer for any or all the days.

[2022 Spring Classic Tournament Online Sign-Up](#)

**Kevin Knebel** who usually assists **Kurt Hoberg** on **range reset** will be out some time due to injuries. That being said, we will need a volunteer to substitute while Kevin is out. Our Club President, Kurt Hoberg, will be available to help the volunteer do the reset and we can use this as a way to train more people as a backup. This volunteer will be shown how to perform the reset and their help may be needed for the next few months until Kevin is fit enough to perform the role again.

The **Field Range Reset** consists of replacing targets on each target butt in the Field Range following the established setup guide. This is a very physically intense activity that requires driving and hiking the

entirety of the Field Range, replacing targets, and pins and arrow cushions as necessary. Other info regarding this role:

***Occurs once a month and must be completed prior to the Monthly Club Shoot***

***It typically takes 2 hours to complete solo.***

***A truck or SUV is required.***

Again, Kurt Hoberg will be available to assist with the upcoming reset. Is interested in helping, communicate with Kurt as soon as possible to work out a schedule to do the reset. You can email Kurt at [president@cvarchers.com](mailto:president@cvarchers.com). It is typically done following the public session on the Saturday before the club shoot. We hope someone can step in while Kevin is out and we wish Kevin a speedy recovery.

#### **Other Work Available**

We are still looking for people to help out at the Public Sessions on Saturdays. In order to work with the public you must be a **USA Archery member**, pass the Safe Sport training and have a background check. Once you have met these prerequisites, we can give you the training you need to work the gate or the bin. Our club president **Kurt Hoberg** just did an instructor class certification back in December 2021 and we certified several new level 1 and level 2 instructors. Kurt is planning to do another instructor class in the future for those that want to assist in that capacity. Please contact our Club Vice President **Cathy Linson** or any board member if you are interested or have any questions.

Our **club historian** has retired and moved away from the area and we are still looking for a replacement. This position has been vacant for quite some time now and we need someone to take over. Please let any board member know if you are interested in this position.

If working Saturdays is problematic for you and you need work you can do on your schedule, please contact any board member. We

have a project list and may be able to find something on that list that matches your skills and abilities.

#### **Recorded Hours**

**Dennis McKaig**, is our record keeper for our volunteered hours and part of the volunteer coordinator team. Unfortunately he will be out for a while, so moving forward, in order for you to get credit for hours worked, please make sure to do one of the following: (1) See **Kevin Cloepfil** at work parties or the person designated to run the work party for a given day, (2) sign in and out on the sheet located on the back of the bulletin board, or (3) email hours to us via this new email that we created at **cvaworkhours@yahoo.com** with before and after pictures.

Please address any questions or concerns with our Club Vice

President, **Cathy Linson** at [cmlinson@yahoo.com](mailto:cmlinson@yahoo.com) or by calling her at 805-791-5102 or to me at [richardcsilverio@yahoo.com](mailto:richardcsilverio@yahoo.com).

Thank you and see you at the range,

#### **Richard C. Silverio**

*Volunteer Coordinator/USA Archery Level 3 NTS Coach, Instructor  
Trainer*

*Conejo Valley Archers*

[richardcsilverio@yahoo.com](mailto:richardcsilverio@yahoo.com)

## ***Saturday Evening Post Magazine – 1927***



**805.581.1671**

**2150 Agate Court • Simi Valley, CA 93065**





## Conejo Valley Archers Spring Classic

March 12-13, 2022

Three Archery Tournaments in One!  
Thrice the Challenge!  
Thrice the Fun!

NFAA Field Round • 3-D Round •  
American 900 Round

Open and Traditional Money  
Classes (M/F) for Each Tourney!  
Over \$3,360 in Prize \$\$\$!

Schedule	Saturday (13th)	Sunday (14th)
Registration Opens	7:00-8:30	7:00-8:00
Ranges Open: 3D and Field Ranges	7:30-4:30	7:30-12:30
900 Round — Practice Round	8:30	8:30
900 Round — Start	9:00	9:00
Score Cards Due	4:30	2:00
Awards		2:30

Shoot one, two, or all three Tournaments over two days.  
Shooting Styles: Compound, Traditional, and FITA Recurve

American 900 Round	3-D Round	NFAA Round	Entries and Extras	Fees
5 ends of 6 arrows/dist.	25 targets	28 targets	<b>First Tournament</b>	(non-money class)
4 minutes per end	Unmarked yardage	Marked yardage	Adult/Senior	\$30
122cm targets (5-ring option)	No Range Finders!	4 arrows per target	Young Adult (15-17)	\$25
3 yardage distances:	2 arrows per target	5-4-3 scoring	Youth (12-14)	\$20
⇒ Senior 40-50-60y	Traditional: 33y max	Money Classes shoot Adult stakes by style (Comp. or Trad.) and use 6-5-4-3 "Pro"	Cubs (11 & Under)	\$15
⇒ Adult 40-50-60y	Compound: 50y max		<b>Second Tournament</b>	\$15
⇒ Y.A. 40-50-60y	Cub/Youth: 25y max		<b>Third Tournament</b>	\$10
⇒ Youth 30-40-50y	Money Classes shoot Adult stakes by style (Comp. or Trad.) and cannot purchase Mulligans or a Doe Tag		<b>Family Max *</b>	\$125 <sup>b</sup>
⇒ Cub 10-20-30y			3D Mulligan (2 Max)	\$1 each
Money Classes Shoot Adult			3D Doe Tag (1 Max)	\$1
			Pre-Register and pay with PayPal by 2/1/22	\$10 off of total fee
			Pre-Register by 2/28/22 and pay Day 1 (3/1/22)	\$5 off of total fee
			<b>All Money Classes</b>	(money class)
			Each Tournament	\$50 *
				(\$150 for all 3 tourneys)
			Pre-Register and pay with PayPal by 2/1/22	\$10 off per tourney (\$40 each after \$10 off)
			* Family: Parents and minor children	
			<sup>b</sup> Family Max not offered if Money Class entries included	
			* \$20 of each money class entry fee added to Pot	

Awards for all Divisions in each tournament (M/F) (Senior, Adult, Y.A., Youth, & Cub)

**Grand Champion:** Total Score for all three tournaments (non-money class only)

**Money Classes:** Separate Men's and Women's Open (sights, releases, and stabilizers okay) and Trad Classes for each tournament. We heard you, trad shooters! We're adding separate money classes for you too. Trad Money Class will include longbows and all recurve bow types (barebows only; arrow rests allowed).

Food and beverages available on the range.

RV Park (full hookup) and camping by range at Tapo Canyon Park (reservation strongly recommended): <http://www.ventura.org/inland-parks/tapo-canyon-simi-valley>

Vendors Welcome! Call (213) 590-6370 to reserve your space.

**Visit:** [www.cvaspringclassic.com](http://www.cvaspringclassic.com) for more information about the tournaments, the structure for the Money Classes, pre-registration instructions, and any hotel information.

**Questions?** Call Scott Leviant at (213) 590-6370 or e-mail [CVASCO@cvarchers.com](mailto:CVASCO@cvarchers.com)

3/27/2022



## Conejo Valley Archers Annual Pacific Coast

# 31TH TRADITIONAL CHALLENGE



Vendor Sales

Clouts

2-Day 50 Targets 3-D Tournament

Saturday April 30, 2022 – 30 Targets

Sunday May 1, 2022 - 20 Targets

Separate Longbow, Recurve, Self-Bow & Senior (60+) Divisions (no clickers)

\* NFAA Rules Apply (Quivers OK!)\*

\* No Compounds, No Sights \*

\* Unmarked Yardage \*

10-8-6 Scoring on 1<sup>st</sup> Arrow, in case of miss, 2<sup>nd</sup> arrow scores 5-4-3

\* Lunch served on Saturday \*

\* Lunch served on Sunday \*

\* Snacks & Drinks served all day \*

\* Shots include a Speed Round & New Pop-up System with Moving Targets \*

### Saturday Schedule

7:00am – 8:30am Tournament Registration  
Start shooting right after

1:30 – 3:00pm \$5 Smoker Round (1 arrow)  
Women's and Men's Division

\* Raffle tickets sold, General Raffles \*  
\* Food & Drinks Sold all day \*  
\* Clouts – prices posted at clouts \*  
\* Vendor Trade Show and Sales \*

### Sunday Schedule

7:00am– 8:30am Tournament Registration  
Start shooting right after

2:00pm → Score Cards must be turned in  
Awards & Raffles held after

\* Raffle tickets sold, General Raffles \*  
Shots will include \* Speed Round \* and new  
\* Pop-up Target System \* Flying Mosquito \*  
\* Vendor Trade Show and Sales \*

Free Camping available inside our fenced area in designated locations. Donations will be accepted, as we have prepaid camping fees to the county.  
No Dogs allowed on range

Additional \$37 fee for Camping inside County Park (Full RV hookups are available in park).  
The county park charges a \$4.00 daily parking fee in park.  
Free day parking inside our fenced range.

### Tournament Fees \*

Non CBH, NFAA or NAA members please add \$5 to the fees listed below (unless a member of an out of state archery organization)

Adults - \$35  
\*Family - \$45  
Seniors (60+) \$30

Couples - \$40  
Youth - \$15  
Cubs - \$10


To only shoot Saturday or Sunday with no awards delete \$5 from original fee.

\* (Includes husband, wife and kids under 18 years old).

**More Information – Call:**

BOB BOMBARDIER @ 805-217-8896 OR EMAIL [BOMBARDIERBOB@HOTMAIL.COM](mailto:BOMBARDIERBOB@HOTMAIL.COM)  
JOHN DOWNEY @ 213-922-3899 OR EMAIL [TOURNAMENTS@CVARCHERS.COM](mailto:TOURNAMENTS@CVARCHERS.COM)

### Directions to Range



118 Freeway East or West to Simi Valley. Exit Tapo Canyon Road. North on Tapo Canyon Road, 3 miles to Tapo Canyon Park

Full camping in the park is now \$44 per night.

## JOAD – Always On Point

February 2022



Hello CVA and JOAD Families!

In a month's time, many of our JOAD archers have competed in 3 major indoor tournaments and a Valentine's Day themed shoot. February started with the Vegas Shoot where 3 of our JOAD archers competed and JOAD ended the month with 5 archers competing in the JOAD Nationals and the National Indoor Championships in Sacramento. Somewhere in-between, Ken and I squeezed in a Valentine's Day themed practice as well. Overall, CVA JOAD was well represented!

The first weekend of February was action packed with the Vegas Shoot. For those who have not attended, this is a must at least once! The Vegas Shoot is comprised of 3-5K archers, and their families all packed into the South Point Hotel. It's a great venue for the tournament as everything is housed in one location – food, archery, bowling, archery, rooms, archery, movies, more food, archery, Starbucks, archery vendors, oh, did I mention gambling? For our JOAD kids the day started on Thursday Feb. 3 with open practice. Competition started on Friday and ended on Saturday for the kids' division. CVA was represented by Sullivan T. Nic Y. and Jack H. We even got a special visit from our friend and past CVA member Harley

Kenney, coming all the way out from Texas. Jack and Nic both shot in the recurve division and Sullivan competed in the compound division all shooting very well in FULL classes. Our CVA team finished the weekend with a group dinner and the parents enjoyed some late-night gambling ... some of us coming home with more than we came!

February has love in the air and our JOAD archers enjoyed a day of specially decorated targets in honor of Valentine's Day. It was a fun day of shooting as the target mats had Valentine's stuffed animals that became quite the items to aim for. Humorously, some of our kids carried them around as trophies on their quivers while others coveted the cuddly creatures and even brought them as good luck items to the National Indoor Championships. No matter the holiday, JOAD finds a reason to celebrate.

The end of February, our JOAD archers competed at the Sacramento JOAD Indoor Nationals as well as the adjacent Indoor Nationals. Audrey B, Michelle W, Nic Y, Rhett K, and Jack H competed and shot extremely well. I personally, was overwhelmed by their skills, abilities, and sportsmanship. It was three days of shooting, 60 arrows a day, with approximately 200+ archers. As part of tournament preparation, Coach Ken gives each CVA JOAD archer a form goal to focus on rather than where their arrows end up on the target. CVA JOAD does a great job preparing kids for tournaments with equipment and etiquette. For Rhett K, this was his first

tournament. Rhett is an up-and-coming archer and was well set up for competing when COVID occurred and delayed his start. As COVID began to ease and tournaments started up again, Rhett broke his arm. We are all happy that Rhett was able to compete, shoot very well and represent CVA at Indoor Nationals. After tough competition, our archers and families found fun and relaxing downtime by miniature golfing, doing some environmental photography, watched the Olympics, and lounged in the hotel spa.



Our student spotlight this month is an archer that is relatively new to CVA, Sullivan "Sully" Teel. Sully, is a 12-year-old Santa Barbarian who

started our JOAD team shooting extremely well as a compound archer and has since migrated to Olympic Recurve. Ken and I got an opportunity to learn more about Sully when he competed at the Vegas Shoot. Sully has been shooting archery for 3 to 4 years and started when he was in Karate Camp of all things. Surprisingly, Sully was in Karate Camp with a broken foot, when the camp included archery as part of their curriculum. Because he had a broken foot, his first experience with archery was seated in a chair! It's always a fun discussion with Sully, he's a kid that has skill sets that most 12-year-olds do not possess. He's an avid hunter, survivalist and always has a quick-witted reply. When Ken and I were at dinner with Sully in Vegas, Sully kindly scrolled through his phone and showed us all his latest and past hunts. Watch out Dark Side Archers, you may have a new recruit!

Sully, has competed a many outdoor archery events including the ever popular Fresno, Big Bear and Redding tournaments. The Big Bear shoot was a favorite and he won shooting compound!

Practice is easy for Sully as he can shoot in his backyard. He also practices with his site and range finding while walking the streets of Santa Barbara. He will carry his range finder and try to guess the distance then range it with his range finder. He said he likes the looks of people when he's scoping them! Currently, Sully is trying his hand at OR but he states that he prefers compound. Sully really is an

all-around archer/hunter. He is comfortable with a bow, gun or blow gun making him a well-rounded competitor. I asked Sully, if he could give advice to a new JOAD student what would it be, he stated, "...to practice and not get stressed." Good advice to old and new archers! Thanks Sully and we'll be keeping an eye out for you at tournaments!



Jack H and Harley K! Great to see you again Harley!



Jack practicing on Thursday before the Vegas Shoot!



Target set up for Vegas Shoot



Post Day 1 of Vegas...what do you do? Bowling of course!



Nic perfected the "slam" bowl technique



Coach Ken competed in the Vegas Shoot! Nice group Ken!



Two days of shooting. Jack in full form.



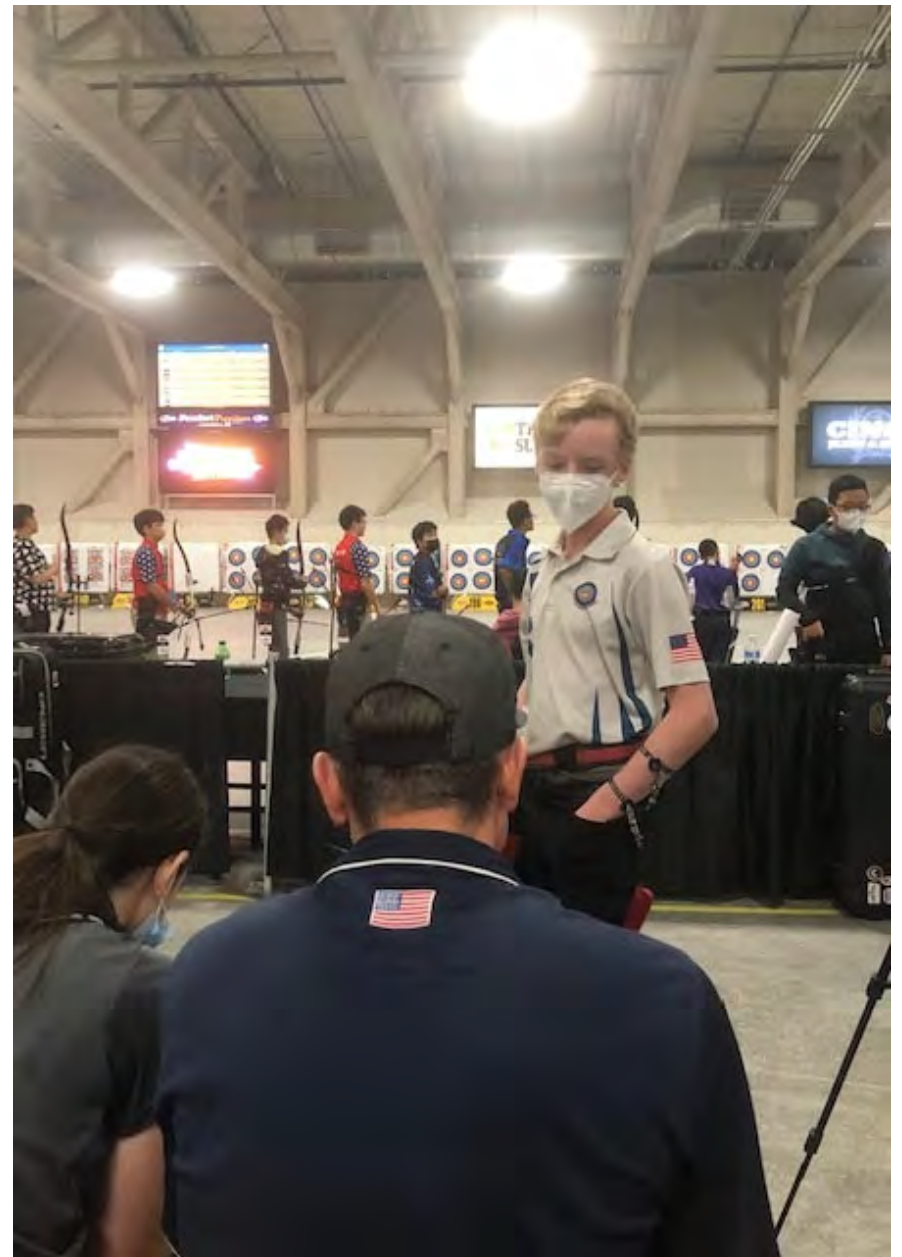
Nic in full form. Nic has only been shooting recurve for a few months and he is a force to reckon with!



Sullivan shot in a compound division with over 90 shooters. He did great; perhaps next year we'll see him in a recurve at Vegas? Stay tuned....



Sullivan getting mentally ready!



Ken giving Jack and Harley a pep talk in the basement arena of the South Point Hotel





A fun memento of the Vegas Shoot, a chip representing the shooters score.



A fun after shoot group dinner. It was great to reflect and laugh with our friends. HBD Rex!





We tried to teach Ken how to gamble at the slots but, unfortunately, he came home with empty pockets.



I, on the other hand put \$5 in and came home with this....




Valentines Shoot CVA Style. The stuffed animal didn't fare so well ...



A few more of the targets



Did you get a Valentine's card this year? Our archers got a Valentine's target.



Polar Bears and Arrows, that's Valentine's, right?



Michelle, Audrey, Jack and Nic in our custom CVA JOAD shirts. Thanks, Tammy, for all your efforts. If interested in a JOAD CVA Shirt please see Tammy at the Saturday JOAD.



Rhett, Michelle, Audrey, Jack, Charlie and Nic getting ready for the Friday JOAD Indoor National



The back of the custom CVA JOAD shirt.



Indoor Nationals! The kids got to shoot with Rachel and Jaclyn from CVA as well. It was great seeing them!



In Vegas we bowled after the tournament, in Sacramento we mini-golfed!  
Tammy was that a hole-in-one?



Is this an Abercrombie and Fitch ad or just a group of archers preparing for rounds at Pebble Beach?



Day 2 Indoor Nationals



Day 2 under way!



Charlie and Rhett.



Nic shot extremely well for being a new recurve archer. He broke a thousand with his score. Really well done Nic!



Indoor Nationals Sacramento

Stay safe, stay healthy and we'll see you at the range,


Ken and Geoff





# Few More Pic's from Vegas

Courtesy of the Howerton Dynamic Duo





## CVA Volunteer Opportunities

Please connect directly with me to discuss any of these opportunities to complete your committed hours.

- Tournament Registration/Cash Handling
- Eagle Scout/Gold Award Project Coordinator
- Historian
- Open House Coordinator
- Promotional Sales
- Emergency Preparedness Range Certification Officer
- Banquet Coordinator
- Office Admin
- Answering Service Processing

Some of these positions are obviously long term and some require attendance at all General Meetings or events.

I would like to thank Morgan Thomas for stepping up to start training for the Membership Chairman position. Hopefully she will find it a good match and I will continue to assist her in that role.

I can be reached through the Answering Service number, at any General Meeting or for a short chat at the Public Session Range between 11-1pm.

Thank you for your consideration of these positions to further support the club.

Bonnie Marshall



## MINNESOTA CLYDESDALE

This guy raised an abandoned moose calf with his Horses, and believe it or not, he has trained it for lumber removal and other hauling tasks. Given the 2,000 pounds of robust muscle, and the splayed, grippy hooves, he claims it is the best work animal he has. He says the secret to keeping the moose around is a sweet salt lick, although, during the rut he disappears for a couple of weeks to check out the ladies, but always comes home.... Impressive!





# TRADITIONAL BOWHUNTERS OF CALIFORNIA

Traditional Archery Charity Event for the Hunt of a Lifetime Foundation

## CHAMBERLIN RANCH April 9-10, 2022



### TRADITIONAL RENDEZVOUS Rain or Shine!

▲ **LONGBOW WOOD** ▲ **LONGBOW ALUMINUM & CARBON** ▲ **RECURVE** ▲ **SELFBOW**  
\*\*\*\*\*  
2 ARROWS-3 COURSES-75 TO 90 3-D ANIMALS-POP-UPS-NOVELTIES-VENDORS-RAFFLES

BRING 1 BROADHEAD FOR BROADHEAD CHALLENGE  
RE-ENTRIES FOR LAST MAN STANDING AND BROADHEAD

We are always looking for donations of raffle prizes for the Chamberlin shoot. Those who donate will receive 5 free general raffle tickets!!!  
Thank you for your support!

Late Lunch Friday  
Breakfast Saturday & Sunday  
Lunch Saturday & Sunday  
Tri-Tip Dinner, sides and drink on Saturday night - \$14.00

#### TBC TOURNAMENT RULES

- Traditional, Recurve, Longbows and Selfbows only
- 10-8-5 scoring on 2 arrows
- 2 score cards for each shooter
- No stabilizers, sights, elevated rests
- Must shoot off shelf
- No clickers
- If arrow lands on line, shooter gets higher score
- Minimum three shooters per squad

Due to liability issues and ranch owner's conditions, no camping on ranch before Thursday, Apr. 7th. Shooters need to leave by 8 am Monday, Apr. 11th.

#### Dry Camping on Range/Potable Water

Registration forms will only be accepted up to April 1st, so send them early!  
Contact Vince Grgas @ 310-386-3402, vincegrgas@gmail.com or tbc@tbcarchery.com  
Please visit our website at TBCarchery.com



### Map to Chamberlin Ranch Los Olivos, CA



Divisions/Age		Shoot Fees	
		Pre-Reg	Shoot Day
Senior	60 + years	\$45	\$55
Adult	18-59	\$50	\$60
Young Adult	15-17	\$15	\$15
Youth	12-14	Free	Free
Cub	11/under	Free	Free
Youth and Cub must be accompanied by an adult			

This is a charity shoot. Sorry, no refunds will be made

Pre-Registration forms must be received by April 1st.

New address? Check here

Make checks payable to: TBC

Name: \_\_\_\_\_  
Address: \_\_\_\_\_  
City, State, Zip \_\_\_\_\_  
Phone Number: \_\_\_\_\_  
Email Address: \_\_\_\_\_

Mail pre-registration forms to:  
2  
0  
2  
2  
Traditional Bowhunters of California  
c/o Vince Grgas  
14118 Edenderry Ave.  
Bakersfield, CA 93314

Please print clearly

Shooter Name	Sex				Age Divisions			Bow Classes				Shoot fee
	M	F	Sr	Ad	Yng Ad	Yth	Cub	Longbow wood	Longbow Alum/Carbon	Recurve	Self-bow	
1												
2												
3												
4												
5												
<b>Chamberlin Shoot, April 9-10, 2022</b>											Shoot fees Total >	\$
Number of Saturday Night Tri-Tip Dinners _____ X \$14 dinners total >											\$	
Mulligans \$1.00 each (max 2) <input type="checkbox"/> <input type="checkbox"/> Does \$1.00 each (max 2) <input type="checkbox"/> <input type="checkbox"/> M & D x \$1 total >											\$	
SIGNATURE: _____											Payment Total >	\$

By my signature above, I release TBC and all personnel from losses, damages, or personal injuries incurred by myself while participating and/or viewing this TBC event. I understand archery tournaments involve certain inherent risks and I agree to participate/view this event with full knowledge of those risks and to abide by TBC Tournament rules. I also give permission to TBC to use any photos of me/us taken at this event for use on their website.

## Club Tournament News

John Downey – Tournament Director

We had a good turnout for last month's club shoot with 24 archer's turning in scores.

As this was the third shoot of the new club year, some folks picked up their first handicapped score.

Oscar Melendez was back at the top again for the month, with top scratch (527) and top handicapped score (568, eight points higher than a perfect score. Ain't handicaps interesting). His buddy Charles Neace came in second with a 558, and Norm Rice, at one point back, picked up third with his 557.

High Traditional Hscore was picked up by J. Ritterbeck, 517, shooting his trusty Longbow (196 scratch), while top Scratch score was picked up by Jeff Owens (257).

Name	Division	Scratch Score	Style	Handicap Score
Oscar Melendez	A	527	FS	568
Charles Neace	A	508	FS	558
Norman Rice	GA	451	BHFS	557
Terry Marvin	MS	469	FS	541
J. Ritterbeck	A	456	FS	537
Jim Collins	A	430	BHFS	532
Brian Carter	MS	456	BHFS	526
George Conner	GA	416	FS	520
J. Ritterbeck	A	196	LB	517
Brian Rohrer	MS	224	BB	508
Keith Huebner	A	494	FS	494
Jeff Owens	MS	257	TRAD	485
Morgan Thomas	A	135	TRAD	485
Wendell Wright	GA	227	LB	479
Ken Downey	A	439	FITA	439

Matthew Ive	A	427	FS	427
Kurt Hoberg	MS	418	FITA	418
Sarah Dakin	A	384	BHFS	384
Jack Houghton	Y	301	FITA	301
Jeff Owens	MS	249	LB	249
Chris Cavaliere	A	245	TRAD	245
Tom Swindell	GA	146	TRAD	146
Charlie Houghton	C	121	FITA	121
Ben Spielman	A	97	LB	97

## Some General Rules (Repeated again this month)

**Club Championship Trophies** (Belt Buckles) are based on the average of the individual archer's best 5 (five) handicap scores. As you don't pick up a handicap until your third shot, it follows that in order to win the Championship Buckle you need to have completed at least 7 club shoots during the club year. We give out two of these awards, one for Traditional Shooters (no sights allowed) and one for Compound and Recurve Shooters with Sights, which of course includes FITA style.

**Range Record Trophies** (Custom Trophy Hand Engraved Knives) on the other hand are awarded based on scratch score. Every individual completes with others in the same age and shooting class, i.e., Men's Adult Free Style, Men's Adult Long Bow, Men's Master Senior Traditional Recurve, Women's Adult Bare Bow etc. One needs to have completed 5 or more club shoots to qualify an award. The Men's Adult Free Style Trophy is awarded to the individual with the highest scratch score for the year in this Division and Style. Women and kids complete in the same shooting styles within their own respective age groups. Every year we give out 20 or so of these trophy knives. This year I expect we will give out more of the trophy knives as I've added the new Master Senior Division (ages 50 to 64).

**Duplicate Scores Cards** are used to record the archer's participation in the monthly club shoot (i.e., two different scorers for each archer).

Each archer is responsible for getting their completed, filled in physical score card to me the day of the club shoot (typically after the club meeting). Please don't try to hand me your score cards during the club meeting. Score cards need to have the archer's full name, age division, and shooting style along with the archer's signature, and the signatures of two others that shot with the archer. So, every completed card should have a total of three signed signatures verifying the score shot. I will verify them and hand one back for the archer's records. If you don't complete the shoot before the club meeting you are allowed to email me images of both signed and completed cards, as long as I receive them within one week.

Also, we understand that not everyone is able to shoot on Sunday. We therefore allow archers to shoot the club course with two of their fellow archers (or wife 😊 ) for a one-week period following the Sunday club shoot. You still need to get your completed cards to me during the week following the club shoot (electronic copies of the two cards with all three signatures). Just email me images of both cards to [johndowney@sbcglobal.net](mailto:johndowney@sbcglobal.net)

If you have any questions on the above, email me at the same email address.

Hope to see you around the range.

... jbd



1984 Olympics Archery Coin

## Natalie Portman, Actress



## ***The Last Bow Purchase***

*By Curtis Hermann in the COVID year of 2022*

Southern California was in the midst of an archery boom in the early 1970's. Tom Jennings of S&J Archery in North Hollywood, California had made the newly invented compound bow a viable product that the average archer could afford or at least save up money for. Thus, the era of Modern Archery began and the Golden Age of Archery came to a close.



There were more archery Pro-Shops with indoor ranges and more archery clubs with outdoor ranges in the southland in those days. This kept the enthusiasm for the sport at a high level. Tournaments could be found within a short drive any weekend most of the year around.

I was the new owner of "Sierra Archery" in Culver City, California just west of LA and south of Beverly Hills, and just getting my feet wet in the archery business. Being the closest archery shop to LAX (the Los Angeles Regional International Airport) and therefore usually the first shop that foreign customers visited shortly after they landed. Foreign archers often represented an entire archery club and would walk away with five or six bows at a time. American prices for American bows were far cheaper than the same bow in Sidney or Hong Kong and they would save money even after the cost of the flight.

Thanks to Tom Jennings, it was a "compound bow" world and engineers were free to invent with abandon. Manufacturers excited about this new product and the energy it brought to their customers were coming out with new models annually.

Recurves and longbows were rapidly disappearing from the scene. Archers from all over the LA area would bring their favorite recurves into the shop to trade them in on a compound bow. Archers sure their recurve was now a disadvantage in the field, felt a need to trade it in on a new compound bow, convinced that this new fangled bow would level the playing field. Soon the market for used recurves was drying up and that meant I had too many laying unsold in the storage room.

In a sense - I was in heaven, for the first time, I was actually acquiring bows that I had been in love with since I was a teenager. A kid with no money and no hope of owning such masterful or beautiful bows. Now as an adult and a family man, I had a back storage room full of them.

I shot mostly compounds in those days. My shop was the test shop for all of Martin Archery's newest models and of course I was close friends with Tom Jennings, it was my business after all and I had to be seen as up to date. I suppose, I was as attracted to these new-fangled bows as the next guy and to the energy they brought to archery. On occasion, however, I would pull down a "Red Wing Hunter" or a "Browning Nomad" or perhaps even a "Super Diablo" and sneak out to the range midweek (when no one was around) and play with the recurve bows I loved. As a member of the Malibu Mountain Archers, the Latigo Canyon range was the perfect hideaway for me to indulge in this covert action.

Years passed so easily in those days, recurves and a few longbows floated in and out of my collection so smoothly that I began to lose track. My collection seemed to maintain a level around two dozen or so bows as time passed. I had sold the shop in the mid-seventies and returned to the Movie Studios where I could get a more consistent income and good health insurance for my family. So the collecting, selling or swapping of bows was not quite as common as in my "shop days", but still it went on.

It is now the early 1980's and the creation of the 3D animal target set off a new frenzy in the archery world. Rambo "First Blood" with Sylvester Stalone hit the cinematic screens in 1982 and set off another growth spurt for archery!

An absolute total surprise was that with the introduction of the Critter Factory 3D target, a resurgence of the recurve and longbow archer began. They were now called "Traditional Archers" (as if they were dug out of a basement somewhere, a fact that may be truer than one would think). Anyway, the Conejo Valley Archers (then in Camarillo, California) had a large group of Traditional Archers including me. This group lead by Bill Vaughn and Randy Hall created the first of the CVA Spring Annual Traditional Challenges, a tournament that is still an annual event today 31 years later. Recurves and longbows are bought, sold and swapped at these shoots just as we did in the past.

Another big change was a swarm of newer Custom Bowyers that arrived on the scene. Paul Shaffer, Jack Howard, Harold Groves, and many others competing well with old timers like John Strunk of Howard Hill Archery, Black Widow Bows and Bob Lee of former Wing Archery fame. Traditional bows, custom and factory bows alike became better performers and even more beautiful than before. So, the buying, selling and swapping went on as well. Trading bows slowed some as bows weren't cheap any more, but my collection still managed to grow some.

Sometime in the late 90's, I remember thinking back and reminiscing about how all this started back when I had the shop. One day when I retire, I thought, I would hunt one season with each of these bows and then let it go to a younger deserving aspiring bowhunter. Seemed like such a good idea at the time. I had been reflecting on that thought for some time and I realized that I would have to survive for 35 hunting seasons after I retired to accomplish that goal!

Then one day while piddling around my work shop, lining up some knives, tools, etc. Lost in my head and remembering my mother's comments when she would catch me lining up my outdoor hunting gear. *Day-dreaming again! As my Mother would've said to the young boy playing with his archery gear. (That would have been 1953-54 or so.)*

*I think it is time for a new plan,* I said to myself. Perhaps I should just stop this bow collecting and hunt more. I don't have room to store anymore and.... the knock on my workshop door was soft as it usually was when it was my wife, Nancy. Honey - she said, your friend Gary is here with something to show you.

Sure, I perked up, let him in!

In his hand Gary was carrying two boxes of arrows, still in the factory boxes was a dozen Shakespeare fiberglass "rifled" arrows introduced in 1967! "Rifled" meant that a ribbon of fiberglass thread had been glued in a spiral around the length of the woven shaft to provide wall strength and better balance. I never really understood the "balance" comment - as balance is adjustable with various point weights.





Shakespeare was originally a fishing pole company that expanded into a sports equipment company and purchased the Root Archery company and had great bow designers Ernie Root and Owen Jeffery of Bear Archery fame.

These thirty-year-old arrows had never been shot and I was fascinated with them and (of course) purchased them without a second thought!



As Gary was beginning to leave he mentions, “I have a few more items in the back of my car if you would like to take a peak”, he said. Well I shouldn’t, I responded ... but let me walk you out and I will just behave myself, I said, (*mostly under my breath*).

Gary opened the trunk of his “*in process of being restored*” old Oldsmobile 88 and the massive space was littered with archery gear of all sorts, mostly kid stuff, quivers, arrows, tabs etc. Looking things over my eye caught a familiar shape, there in the corner of this massive trunk I saw the graceful tip of a honey-colored recurve.

I recognize that! I exclaimed, as my left hand went forward on its own instinct and knowing-way and grasped that slim but beautiful curve.

Gary spoke quickly, “I didn’t mention this, he blurted out, because it has a chip out at the front of the arrow shelf, the decals are pretty much gone and the leather grip wrap is falling apart, I didn’t think it was up to your standards”.

I’m not sure I really heard those things Gary said as I ran my hands over and looked over the 50# 1953 maple riser Fred Bear Kodiak II compass handle bow. Now I’m not just sure which year the Kodiak II was first on the market but it had been around long enough to have a strong following in the Midwest and Eastern states.



You should know that the Kodiak II was not an upper end bow, it was “plain and simple” as the Amish would describe it. It was meant

as an economy bow that the average archer could afford. Like Henry Ford's model "T" car, it was very basic with only one frill and that was the small compass inlaid into the maple riser. It had an arrow shelf on each side so it could be shot either right or left-handed.

There is a little history on that compass in the handle. Fred Bear thought it was a great idea and set out to find a compass that could handle the shock and vibration of the shot. It took him two years to find and he finally settled on the U.S. Airforce survival compass that all the pilots carried.

When the bow was released to the public there was a loud outcry from the archery community, who for some reason, thought it made the bow ugly. After two years the sales slowed and the compass went away.

Of course, fifty years later the compass handle, for a brief period, became the most collectable bow in the archery world.

There was a touch of high-pitched excitement in my voice as my mouth formed the words. "This bow is perfect for those arrows I just bought Gary, they are a match, I'll take it, but — you know what!" "This is also *"the last bow purchase I'm ever going to make"*, I stated with a definite tone to my voice.

"I'm going to take a critter with this set up and play with this bow in my old age", I said, still with a strong positive inflection in my voice!

Well, that was back in 1997(maybe 98) and it is now 2022 and I'm about to have my eightieth birthday. I don't know how many bows have entered and left my collection over the last twenty-five years when I supposedly did swear off the madness of the purchase,

the swapping or the selling of recurves and longbows. I do know that this Compass handle Kodiak II has never left the bow rack in my den until today.

Today, I built a new string for it, pulled down those Shakespeare arrows and mounted some 1970 Fred Bear stainless steel broadheads on them. By golly - in my eightieth year, I emphatically thought, I'm going to load my 1950 era King center back quiver loaded with an era specific knife and those Shakespeare arrows and go hunting. Maybe this season I can find a doe dumb enough to walk by my makeshift ground blind.



After all, I think *old age* has finally arrived and it is time to shoot the *"the last bow I'm ever going to purchase!"*

Stay tuned as the saga of "The Last Bow" continues.

Till next month, keep those arrows in the air,  
Curtis

## Vintage Shakespeare Archery Ad

**New from Shakespeare**

**RIFLED SHAFT**

**fiberglass arrows!**

*Stronger than wood, aluminum and other glass arrows. Spin-test straight. Won't warp, bend or crack. Shoots straighter, lasts longer than any other arrow you've ever used!*

How would you like an arrow that's lighter than wood and other fiberglass arrows, nearly as light as aluminum—and *much* stronger than any of them? An arrow with the spine weight printed right on it. An arrow that's practically unbreakable, that won't shatter, splinter or explode. An arrow that's spin-test straight when you first use it and that *stays* that way, because it can't warp or bend. An arrow with a *Rifled* shaft that's so precise it's patented.

Well, your arrow is here—Shakespeare's new *Rifled* fiberglass arrow—in camouflage olive green for bowhunting (40 lbs. and up), white for tournament archery (25 through 35 lbs.). In half-dozen packs: only \$22.00\* for 2-, 3- or 4-blade broadheads; \$16.00\* for target points. Your dealer has them now.

\*Not represented to be customary or usual retail prices. Priced competitively by dealers everywhere. Made in Canada by Shakespeare Company (Canada) Ltd.

AMERICAN ARCHERY COUNCIL

**Shakespeare**  
Fishing • Golf • Archery

FREE illustrated archery catalog. Send coupon to: Shakespeare Co., Archery Division, Dept. BA-70900, Kalamazoo, Michigan 49001.

Name \_\_\_\_\_  
Address \_\_\_\_\_  
City \_\_\_\_\_ State \_\_\_\_\_ Zip \_\_\_\_\_

## Another from Bear / Jennings

# AT BEAR AND JENNINGS WE INNOVATE CHAMPIONS!

Performance. Time after time on the tournament lines of the world, Bear and Jennings by Bear bows prove their worth. Just ask the people that competed against the Bear/Jennings Tournament Staff at the World and European Field Championships at Blair Atholl, Scotland. Held under very trying weather and terrain conditions in the Scottish Highlands on the grounds of Blair Castle, the tournament was **dominated** by the performance of the Bear and Jennings shooters and bows. And that is always our goal: To provide you with the very finest in target, field and tournament equipment with which to compete. We build the potential for a winning performance into every Bear and Jennings bow. Then we leave it up to you.

Here are the results of this prestigious tournament:  
 Larry Wise, World Champion—Pro Freestyle Unlimited (Jennings T-Star); Dan Ward, World Champion—Bowhunter Freestyle Unlimited (Bear Grizzly); Margaret Gandy, World Champion—Pro Freestyle Limited (Bear Tamerlane); Frank Gandy, Second Place—Pro Freestyle Limited (Bear Tamerlane); Ken Myles, Second Place—Bowhunter Unlimited and European Champion (Jennings T-Star); Gene Goldacker, Third Place—Pro Freestyle Limited (Bear Tamerlane).

Larry Wise Wins World Championship With His T-Star Bow

Jennings T-Star XL  
 Bear Tamerlane III  
 Bear Tamerlane Special

**BEAR ARCHERY**  
 KIDDE  
 1287 Bear/Jennings Catalog Today

ENGINEERING DURABILITY PERFORMANCE

Manufactured in Canada by Mosaic & Building Goods Limited, Box 284, Peterborough, Ont. L3J 5Z3

Member Archery Manufacturers Organization

## ADOPT-A-TARGET (CVA Roving Range)

Most of our target lanes have been adopted. If interested in adopting one you can contact one of the Board Members.

Jbd

Target	Distance	Adopter
1	35 yrd. fan field 36 yrd fan hunter	Ben Shirley
2	30 yrd. field 32 yrd hunter	Ben Shirley
3	20 yrd. field 19 yd walk-up hunter	Tom Swindell
4	35 ft. walk-up field 11 yrd hunter	Luttrell Family
5	80 yrd. walk-up field 70 yrd. walk-up hunter	Norm Rice
6	25 yrd field 28 yrd. fan hunter	William Bachellar
7	55 yrd field 53 yrd walk-up hunter	J Ritterbeck
8	45 yrd walk-up field 44 yrd hunter	Jeff Owens
9	15 yrd. field 15 yrd. walk-up hunter	Ron Riley
10	65 yrd. field 64 yrd. walk-up hunter	Brian Carter
11	40 yrd field 40 yrd. Hunter	Norm Rice
12	60 yrd field 58 yrd. walk-up	Jackie Rice
13	45 yrd field 23 yrd. walk-up hunter	Tom Roberts
14	50 yrd. field 48 yrd walk-up hunter	Mike Chase
15	45 yrd. walk-up field 44 yrd. hunter	JOAD Parents

16	50 yrd. field 48 yrd. hunter	Wendell Wright
17	20 yrd field 19 yrd. walk-up hunter	JOAD Parents
18	80 yrd. walk-up field 70 yrd walk-up hunter	Jake Anderson w John Somers & Jonathan Sylvester
19	55 yrd. field 53 yrd. walk-up hunter	Marc Albanza
20	25 yrd. field 28 yrd. fan hunter	Ruthie Haskins
21	35 yrd. fan field 36 yrd fan hunter	Arthur Robertson
22	30 yrd. field 32 yrd. fan hunter	Phil Bruno
23	35 ft. walk-up field 11 yrd. Hunter	Steve Mahoney
24	45 yrd. field 23 yrd. walk-up hunter	William Bachellar
25	65 yrd. field 64 yrd. walk-up hunter	Curtis Perry
26	60 yrd field 58 yrd. walk-up	Jeffrey Del Bosque & Catherine Cavadini
27	15 yrd. field 15 yrd. walk-up hunter	Ramon Barajas
28	40 yrd. field 40 yrd. hunter	Thomas Cayia
	20 yd practice butts running pig	Thomas Cayia

## CVA CONTACT INFORMATION

<b>BOD Member</b>	<b>Position</b>	<b>E-Mail</b>	<b>Phone</b>
Kurt Hoberg	President, Coach	<a href="mailto:president@cvarchers.com">president@cvarchers.com</a>	805-552-9934
Cathy Linson	Vice President	<a href="mailto:vicepresident@cvarchers.com">vicepresident@cvarchers.com</a>	805-791-5102
Scott Leviant	Secretary, Tournament Range Chairman, Coach	<a href="mailto:secretary@cvarchers.com">secretary@cvarchers.com</a>	213-590-6370
Genevieve Ivie	Treasurer, Instructor	<a href="mailto:treasurer@cvarchers.com">treasurer@cvarchers.com</a>	805-657-9742
Mike Keena	Board Member, Field Range Captain	<a href="mailto:mkeena@cvarchers.com">mkeena@cvarchers.com</a>	805-527-4585
Bryan Tanger	3D Range Captain	<a href="mailto:cva3dshooter@gmail.com">cva3dshooter@gmail.com</a>	
Kevin Cloepfil	Board Member		805-390-1059
Bill Davis	Board Member, Instructor		805-208-7002
David Jockisch	Board Member, Publicity Chair	<a href="mailto:davidjockisch@yahoo.com">davidjockisch@yahoo.com</a>	
Erik Hammerquist	Board Member	<a href="mailto:emammerquist@outlook.com">emammerquist@outlook.com</a>	818-515-4465
Brian Carter	Board Member, Instructor	<a href="mailto:reiadvisor@yahoo.com">reiadvisor@yahoo.com</a>	818-232-1580
Clark Pentico	Previous Club President	<a href="mailto:clarkp@cvarchers.com">clarkp@cvarchers.com</a>	805-630-1749
Ken Downey	JOAD Program - Lead Coach	<a href="mailto:ken.downey@cvarchers.com">ken.downey@cvarchers.com</a>	805-231-6135
John Downey	Newsletter Editor, Club Tournament Chair, Coach	<a href="mailto:editor@cvarchers.com">editor@cvarchers.com</a>	805-527-4894
Bonnie Marshall	Membership Chair, Coach		805-328-4721
Noah Barlow	Volunteer Hours Coordinator		
Richard C. Silverio	Volunteer Hours Coordinator Communications, Instructor	<a href="mailto:richardcsilverio@yahoo.com">richardcsilverio@yahoo.com</a>	818-442-5182
Dennis McKaig	Volunteer Hours Coordinator	<a href="mailto:cvamemberhours@gmail.com">cvamemberhours@gmail.com</a>	

# **CONEJO QUIVER**

**March 2022 Issue**



**The next Club Shoot and General Meeting (at 11:30am) will occur per our normal schedule on March 27, 2022. Please wear an appropriate protective face covering while on the range and during the meeting if you haven't already received all of your COVID-19 vaccinations.**

## FROM THE EDITOR

John Downey, Editor

Welcome to the March issue of the Conejo Quiver. We have another nice issue for you, packed full of good stuff as usual.

Most of our normal gang of Irregulars are represented again, though a few did take the month off. We have articles from Kurt Hoberg, Richard Silverio, Curtis Hermann ("The Last Bow Purchase"), Ken & Geoff JOAD Always On Point) and yours truly.

Of special interest this month, is a center section of photos from our recent Spring Classic hosted by Scott Leviant. A lot of work went into the two-day tournament, and people had a blast.

Please check out the flyer for the Club's upcoming Traditional Challenge and make plans to attend. This is one of the club's signature events, and it would be a shame to miss it. Hope to see you around the range.

Keep sticking them pointy ends in the target.

Regards  
John Downey, Editor

## From the Desk of the President

Kurt Hoberg

### CVA Range News

**CA State Outdoor, June 2022:** I've started planning this shoot with the help of the State Archers of California's Board of Directors. I'll be working to get registration created on the USA Archery WEB site used for these things and will be reaching out to vendors and other personnel to start getting dates services set.

Tournament dates are - setup on June 23<sup>rd</sup>, kids shooting the 24<sup>th</sup>, the adults shooting the 25<sup>th</sup> and 26<sup>th</sup>, with teardown happening the afternoon of the 26<sup>th</sup>.

**Overall Range News:** Foam backers on the Field Range have been replaced, and I'll be ordering target pins for the range once they are no longer backordered. Pins on targets 13, 14, and 15 (where shooters 'park' – please read your membership agreement) seem to go missing often. Please do not take these pins as they are needed for the club targets, that should always be pinned to the haybales. Until I can get pins, those targets will be pin deficient, especially target 13.

Do not move targets from bale to bale. CVA is a NFAA rated 5-star Field Range, targets are specific to each lane. For some reason, members like to move the targets from lane to lane, again at 13, 14, and 15. Please do not move targets, leave them where you find them and again, do not take target pins.

The practice range near the stage has been full of trash, plastic bottles, caps, and other junk that are pinned to the bales. It is unsightly and unsanitary. Do not use trash as targets. If you find you cannot resist doing so, please remove the trash and junk from the bales and dispose of it correctly in a trash can.



Finally, we've been finding broken glass at the Practice range and also at the Public Session Range, 5M line. This presents a safety hazard to club members and the public. Glass bottles are not to be used as targets. This is problematic enough that if the club member is discovered who is doing this, their club membership will likely be revoked.

Otherwise, range is looking great thanks to the efforts of our amazing volunteers. We are getting ready to use the entire property for the Spring Classic, so please be sure to help as volunteer opportunities are posted on the WEB site, watch your emails.

**Middle Ridge Trail:** The new Middle Ridge Trail is open and ready to shoot. I shot it last week and it's a lot of fun, all 3D, unmarked yardage, and a beautiful hike. The entrance has moved from beyond the 90M line on the Public Session Range to the right side of the Stage adjacent to the main parking lot. There are a bunch of fun shots, so enjoy!

Thanks to everyone who worked so hard to make this range a reality, it's something special.

**CVA Lease Renewal and Insurance:** We have a lease! I received the co-signed document early February. The lease spans 5 years.

I've also renewed our Club's yearly insurance policy, so we are good for another year.

**Public Session:** Congratulations are in order for Kevin Knebel! He completed his Level 3 Coaching Certification and has submitted the paperwork to DOS during the Public Session. Thanks, so much Kevin for being an amazing Coach and volunteer, its members like you that make this club successful!

It's been steady busy at the PS, thanks to the afternoon coaches running things to allow me and Richard S. to host the 300 round.

If you are interested in shooting for awards, you need to be a USA Archery Member, participation in the pin program is \$10 per year per shooter, and awards cost \$5 when the score is shot. Please

reference the following USA Archery site for the details:

<https://www.usarchery.org/participate/achievement-awards>

### **Tournament News**

**The Vegas Shoot:** Here is a list of shooters from our club and their standings:

- Cassie Silverio – Recurve Cub Female, 9<sup>th</sup>
- Jack Houghton – Recurve Youth Male, 7<sup>th</sup>
- Justin Huish – Recurve Flights 1, 11<sup>th</sup>
- Ken Downey – Recurve Flights 1, 12<sup>th</sup>
- Jaclyn Howerton – Recurve Flights 2, 29<sup>th</sup>
- Rachel Howerton – Recurve Barebow Flights 3, 19<sup>th</sup>
- Richard Silverio – Recurve Barebow Flights 5, 20<sup>th</sup>

Some of these archers were in the money, so enjoy your winnings!

If I've missed anyone, please let me know so you can be recognized in my next article. Congratulations to everyone who shot Vegas!

Be sure to check the USA Archery schedule, the CBH newsletter, and social media for status of a scheduled shoot. Schedules seem to change frequently, and often at the last minute.

If you shot a tournament and earned a medal, please let me know so I can recognize your achievements. We are proud of our CVA shooters and want to celebrate your wins!

Please click the links below for more info if you are interested in shooting these tournaments:

- CA Archery is using the USA Archery WEB site to schedule tournaments. Browse to <https://www.usarchery.org/events/find-an-event> to find and schedule out the event of interest.
- CBH/SAA: <https://www.cbhsaa.net/EventCalendar>



### Range Security

If you are leaving the range, lock the gate. If you are coming onto the range, lock the gate behind you. If you are unsure if you should lock the gate – lock the gate.

All club members must do their part to secure our range.

See you on the range!

Your President, Kurt

Remember, archery is easy. Shoot a 10, do it again!



## FROM THE DESK OF OUR VOLUNTEER COORDINATOR (COMMUNICATIONS)

**Richard C. Silverio**



It is official! The **California State Outdoor Tournament** will be taking place at our range - Conejo Valley Archers. This is very exciting and our range continues to attract archers from all over. Thanks to all of our volunteering members for making this happen. Without any of you, this would not be possible. Please look out for emails from me regarding upcoming volunteer work opportunities. I will be sending out these reminders every Tuesday and Thursday, should a work party be available.

This Saturday, March 26, **Kevin Cloepfil** is organizing a work party. The focus will be cleaning up the Public Session Range. We are planning to start with hand tools at 6:30 AM pst and dragging will begin after 7 AM pst. If interested to volunteer, below is the information:

**Meeting Place:** *Public Session Parking Lot*

**Date:** *March 26, 2022*

**Time:** *6:30 AM pst*

**Check-In With:** *Kevin Cloepfil*

As stated above, upon arriving, please make sure to **check-in with Kevin Cloepfil** to sign-in. He will be in-charge and will allocate work to volunteers on Saturday.

### Other Work Available

We are still looking for people to **help out at the Public Sessions on Saturdays**. In order to work with the public, you must be a **USA Archery member**, pass the Safe Sport training and have a background check. Once you have met these prerequisites, we can give you the training you need to work the gate or the bin. Our club president **Kurt Hoberg** just did an instructor class certification back in December 2021 and we certified several new level 1 and level 2 instructors. Kurt will be planning to do another instructor class in the future for those that want to assist in that capacity. Please contact our Club Vice President **Cathy Linson** or any board member if you are interested or have any questions.

Our **club historian** has retired and moved away from the area and we are still looking for a replacement. This position has been vacant for quite some time now and we need someone to take over. Please let any board member know if you are interested in this position.

If working Saturdays is problematic for you and you need work you can do on your schedule, please contact any board member. We have a project list and may be able to find something on that list that matches your skills and abilities.

#### Recorded Hours

Dennis McKaig who is our record keeper for our volunteered hours and is part of the volunteer coordinator team. Unfortunately, he will be out for a while so moving forward, in order for you to get credit for hours worked, please make sure to do one of the following: (1) See Kevin Cloepfil at work parties or the person designated to run the work party for a given day, (2) sign in and out on the sheet located on the back of the bulletin board, or (3) email hours to us via this new email that we created at [cvaworkhours@yahoo.com](mailto:cvaworkhours@yahoo.com) with before and after pictures.

Please address any questions or concerns with our Club Vice President, Cathy Linson at [cmlinson@yahoo.com](mailto:cmlinson@yahoo.com) or by calling her at 805-791-5102 or to me at [richardcsilverio@yahoo.com](mailto:richardcsilverio@yahoo.com).

Thank you and see you at the range,

Richard C. Silverio  
Volunteer Coordinator/USA Archery Level 3 NTS Coach,  
Instructor Trainer  
Conejo Valley Archers  
[richardcsilverio@yahoo.com](mailto:richardcsilverio@yahoo.com)



805.581.1671

2150 Agate Court • Simi Valley, CA 93065



## Conejo Valley Archers Annual Pacific Coast 31TH TRADITIONAL CHALLENGE



Vendor  
Sales

Clouts

### 2-Day 50 Targets 3-D Tournament

### Saturday April 30, 2022 – 30 Targets

### Sunday May 1, 2022 - 20 Targets

**Separate Longbow, Recurve, Self-Bow & Senior (60+) Divisions (no clickers)**

**10-8-6 Scoring on 1<sup>st</sup> Arrow, in case of miss, 2<sup>nd</sup> arrow scores 5-4-3**

\* NFAA Rules Apply (Quivers OK!)\*      \* Lunch served on Saturday \*

\* No Compounds, No Sights \*      \* Lunch served on Sunday \*


\* Unmarked Yardage \*      \* Snacks & Drinks served all day \*

\* Shots include a Speed Round & New Pop-up System with Moving Targets \*

<u>Saturday Schedule</u>		<u>Sunday Schedule</u>	
7:00am – 8:30am	Tournament Registration Start shooting right after	7:00am– 8:30am	Tournament Registration Start shooting right after
1:30 – 3:00pm	\$5 Smoker Round (1 arrow) Women's and Men's Division	2:00pm →	Score Cards must be turned in Awards & Raffles held after
<p>* Raffle tickets sold, General Raffles *</p> <p>* Food &amp; Drinks Sold all day *</p> <p>* Clouts – prices posted at clouts *</p> <p>* Vendor Trade Show and Sales *</p>		<p>* Raffle tickets sold, General Raffles *</p> <p>Shots will include * Speed Round * and new * Pop-up Target System * Flying Mosquito *</p> <p>* Vendor Trade Show and Sales *</p>	

**Free Camping available inside our fenced area in designated locations. Donations will be accepted, as we have prepaid camping fees to the county.  
No Dogs allowed on range**

**Additional \$37 fee for Camping inside County Park (Full RV hookups are available in park).  
The county park charges a \$4.00 daily parking fee in park.  
Free day parking inside our fenced range.**

<p style="text-align: center; font-weight: bold; color: blue;"><u>Tournament Fees *</u></p> <p>Non CBH, NFAA or NAA members please add \$5 to the fees listed below (unless a member of an out of state archery organization)</p> <table style="width: 100%;"> <tr> <td>Adults - \$35</td> <td>Couples - \$40</td> </tr> <tr> <td>*Family - \$45</td> <td>Youth - \$15</td> </tr> <tr> <td>Seniors (60+) \$30</td> <td>Cubs - \$10</td> </tr> </table> <p>To only shoot Saturday or Sunday with no awards delete \$5 from original fee. * (Includes husband, wife and kids under 18 years old).</p>	Adults - \$35	Couples - \$40	*Family - \$45	Youth - \$15	Seniors (60+) \$30	Cubs - \$10	<p style="text-align: center; font-weight: bold; color: blue;"><u>Directions to Range</u></p>  <p>116 Freeway East or West to Simi Valley. Exit Tapo Canyon Road. North on Tapo Canyon Road, 3 miles to Tapo Canyon Park</p>
Adults - \$35	Couples - \$40						
*Family - \$45	Youth - \$15						
Seniors (60+) \$30	Cubs - \$10						
<p><b>More Information – Call:</b> BOB BOMBARDIER @ 805-217-8896 OR EMAIL <a href="mailto:BOMBARDIERBOR@HOTMAIL.COM">BOMBARDIERBOR@HOTMAIL.COM</a> JOHN DOWNEY @ 213-922-3899 OR EMAIL <a href="mailto:TOURNAMENTS@CVARCHERS.COM">TOURNAMENTS@CVARCHERS.COM</a></p>							

Full camping in the park is now \$44 per night.

## JOAD – Always On Point

March 2022

Hello CVA and JOAD Families!



Spring is in the air or is that pollen? The hills around the tournament range are full of beauty! Green rolling hills, yellow flowers pocketed through the valleys, hawks circling overhead and of course, archers on the range. March has been a busy time for all of us and our JOAD students have been diligently practicing, attending tournaments, and learning how to shoot outdoor distance. A few of our archers celebrated birthdays in March and brought with them donuts galore. It's also the season of new equipment! Most of the JOAD kids are now shooting with their own equipment and becoming proficient with their archery skills.

JOAD has now moved into outdoor season, which means the kids are learning to shoot 20m, 30m, 40m, 50m and yes, some of the kids are required to shoot 60m. Currently, all JOAD students are shooting Olympic Recurves, where is the recurve love? Spotting scopes are starting to appear on the shooting line and the kids are learning to document site settings.

Some of our students shot the recent CVA Spring Classic. Sullivan shot the 3D course and got first in his age group. Sisters, Elizabeth, and Michelle shot recurves in the American 900 and got first for their respective age groups as well. Rayan also shooting recurve in the American 900 was first in his age group. Way to go CVA JOAD!

Upcoming events for the kids include an Easter/Spring shoot (photos coming next month) as well as the Fresno Safari. Many CVA members will be present at the Fresno Safari and there will be a few JOAD students as well. Looking forward to seeing everyone at their beautiful range.



This month's student spotlight is Audrey Barbera. Audrey is a soon to be 18-year-old from Simi Valley shooting a Hoyt ORC with 24# limbs. Audrey has been shooting since April 2020 and got started because there were no sports occurring during COVID. We're glad

she found CVA and has found a love of archery. Please enjoy my interview with Audrey Barbera:

- *How long have you been shooting?* Since April 2020.
- *What got you interested?* Well, there were no sports

because of Covid. So, my mom looked into it and I started to shoot at Public Session. Then I took lessons with Rose Hoberg and after a bit she suggested I join JOAD!

- *That's great that you went to public session and worked with Rose!! What do you enjoy most about archery?* I like the fact that archery gets me into a comfort zone. I like the structure of JOAD but I also love how much fun we have!

- *I know you've gone to tournaments, and you've placed...other than winning what do you enjoy about competing?* I like the experience of shooting with a lot of competitors. I find it interesting how the competition is set up. I also like meeting the other competitors.

- *Coach Ken is always working to improve each student, is there a form goal that you are working toward?* I am working on keeping my front shoulder down (*bow arm*). I am also working on relaxing my hand when I release the arrow. It's tough but I am making progress, I think.

- *I understand you have taken your love of archery and photography and merged them. Can you tell me about this and how you find your subject material?* I take photography class at school. We had an assignment called "Creating Art with a Message". I came up with the idea as sometimes I tend to give up on things too easily. The light was really good and I took a ring my mom and Dad gave me for Christmas and it just sort of came together! (See Audrey's picture

*below. This is the picture she used for her photography class)*

- *What would you tell a new archer that is just starting?*

Practice!! Keep yourself relaxed. Don't think so much about hitting the target. Just let the arrows fly! Enjoy it!!!

- *What's in the future for you?* I am going to keep going at it and once I am out of HS I plan to compete even more. *Do you have any desire to compete collegiately?* Maybe! I have not decided what do after HS yet. I will likely go to Junior College first. I think archery will always be a part of my life.

- *Anything you want to tell our readers?* I have been thinking a lot about what my coaches say about moving up too fast with equipment. Just start off small and if you feel like you are ready to move up, talk to your coaches and they will help you get to where you want to be.

Great advice from Audrey, Ken and I are amazed at her abilities and that she is now merging her love of photography and archery. Perhaps I should have Audrey take JOAD photos for next month's Quiver?

Stay safe, stay healthy and we'll see you at the range!

Ken and Geoff





*"If you don't aim at something to accomplish, you will hit nothing."*

Audrey's photography and archery skills combined!



Matthew, one of our youngest archers, is leading the group on our shooting line.



The hills are beautiful right now! Nice shooting line as well.



Yes, the kids are contemplating the greater distances they have to shoot now!



Here, Coach Ken, instructs Pranshu on the proper technique of holding your head up high....or your anchor point...



Charlie, contemplating his kill during the monthly club shoot.



Birthday donut or new target butt? Rayan, is that you I see in the donut hole?



That's a nice group at 40m!



Target art or balloons to shoot?! Next time, I'm having Audrey take the pictures!



Isn't this how Snow White went into a deep slumber, biting into an apple? Well, this isn't an apple and Ken is definitely not Snow White....



## Robinhood Collage

(From the best archery movie ever 😊 )



Michelle getting her medal at the CVA Spring Classic!



Elizabeth with her medal from the CVA Spring Classic!



# TRADITIONAL BOWHUNTERS OF CALIFORNIA

Traditional Archery Charity Event for the Hunt of a Lifetime Foundation



# CHAMBERLIN RANCH

## April 9-10, 2022

### TRADITIONAL RENDEZVOUS Rain or Shine!

▲ LONGBOW WOOD ▲ LONGBOW ALUMINUM & CARBON ▲ RECURVE ▲ SELFBOW  
\*\*\*\*\*  
2 ARROWS-3 COURSES-75 TO 90 3-D ANIMALS-POP-UPS-NOVELTIES-VENDORS-RAFFLES

BRING 1 BROADHEAD FOR BROADHEAD CHALLENGE  
RE-ENTRIES FOR LAST MAN STANDING AND BROADHEAD

We are always looking for donations of raffle prizes for the Chamberlin shoot. Those who donate will receive 5 free general raffle tickets!!!  
Thank you for your support!

Late Lunch Friday  
Breakfast Saturday & Sunday  
Lunch Saturday & Sunday  
Tri-Tip Dinner, sides and drink on Saturday night - \$14.00

#### TBC TOURNAMENT RULES

- Traditional, Recurve, Longbows and Selfbows only
- 10-8-5 scoring on 2 arrows
- 2 score cards for each shooter
- No stabilizers, sights, elevated rests
- Must shoot off shelf
- No clickers
- If arrow lands on line, shooter gets higher score
- Minimum three shooters per squad

Due to liability issues and ranch owner's conditions, no camping on ranch before Thursday, Apr. 7th. Shooters need to leave by 8 am Monday, Apr. 11th.

#### Dry Camping on Range/Potable Water

Registration forms will only be accepted up to April 1st, so send them early!  
Contact Vince Grgas @ 310-386-3402, vincegrgas@gmail.com or tbc@tbcarchery.com  
Please visit our website at TBCArchery.com

### Map to Chamberlin Ranch Los Olivos, CA



Divisions/Age	Shoot Fees	
	Pre-Reg	Shoot Day
Senior 60+ years	\$45	\$55
Adult 18-59	\$50	\$60
Young Adult 15-17	\$15	\$15
Youth 12-14	Free	Free
Cub 11/under	Free	Free

Youth and Cub must be accompanied by an adult

This is a charity shoot. Sorry, no refunds will be made

Pre-Registration forms must be received by April 1st.



New address? Check here

Name: \_\_\_\_\_  
Address: \_\_\_\_\_  
City, State, zip: \_\_\_\_\_  
Phone Number: \_\_\_\_\_  
Email Address: \_\_\_\_\_

Make checks payable to: TBC  
Mail Pre-registration forms to:  
Traditional Bowhunters of California  
c/o Vince Grgas  
14118 Edenderry Ave.  
Bakersfield, CA 93314

Shooter Name	Sex		Age Divisions					Bow Classes				Shoot fee
	M	F	Sr	Ad	Yng Ad	Yth	Cub	Longbow wood	Longbow Alum/ Carbon	Recurve	Self-bow	
1												
2												
3												
4												
5												

Chamberlin Shoot, April 9-10, 2022

Shoot fees Total > \$ \_\_\_\_\_

Number of Saturday Night Tri-Tip Dinners \_\_\_\_\_ X \$14 dinners total > \$ \_\_\_\_\_

Mulligans \$1.00 each (max 2)  Does \$1.00 each (max 2)  M & D x \$1 total > \$ \_\_\_\_\_

SIGNATURE: \_\_\_\_\_ Payment Total > \$ \_\_\_\_\_

By my signature above, I release TBC and all personnel from losses, damages, or personal injuries incurred by myself while participating and/or viewing this TBC event. I understand archery tournaments involve certain inherent risks and I agree to participate/view this event with full knowledge of those risks and to abide by TBC Tournament rules. I also give permission to TBC to use any photos of me/us taken at this event for use on their website.

## Few Pic's from the "Spring Classic"

Courtesy of Michael Stenwender



A "few" of the folks that shot the field range



Mike "threading the needle"





**Lunch time**



**Scoring**



**Open for Business**



**Compound Interest**



Having Fun



Kodak Moment





**Mikey likes it**



**A winner ...**



Another winner ...



Big Winner ...



Another



A Pair of Winners





The "Champ"



# More Pics from of the “Spring Classic”

Courtesy of Richard Silverio





Hmmm ...





## Club Tournament News

John Downey – Tournament Director

We had a nice turnout in February with a lot of good scores turned in. A number of folks picked up their first handicapped score as well.

Charles Neace had the top handicapped score of 561 (514 scratch) while his shooting partners Oscar Melendez and Justin Lerma picked up 2<sup>nd</sup> (556) and 3<sup>rd</sup> (554). Oscar's 517 scratch score was also the top for the month.

Wendell Wright picked up the top Trad Hscore (512) and Jeff Owens picked up the top Scratch Score (262) bragging rights.

Name	Division	Scratch Score	Style	Handicap	Handicap score
Charles Neace	A	514	FS	47	561
Oscar Melendez	A	517	FS	39	556
Justin Lerma	A	498	FS	56	554
Brian Carter	MS	479	BHFS	69	548
Terry Marvin	MS	471	FS	70	541
J. Ritterbeck	A	449	FS	86	535
Norman Rice	GA	420	BHFS	102	522
George Conner	GA	403	FS	114	517
Jim Collins	A	411	BHFS	106	517
Wendell Wright	GA	248	LB	264	512
Ken Downey	A	392	FITA	110	502
Tom Swindell	GA	183	TRAD	318	501
Jaclyn Howerton	A	348	FITA	152	500
Jack Houghton	Y	302	FITA	197	499
Jeff Owens	MS	262	LB	233	495
Curtis Hermann	GA	205	TRAD	286	491
J. Ritterbeck	A	181	LB	307	488

Keith Huebner	A	488	FS	0	488
James Stankovich	GA	205	LB	282	487
Morgan Thomas	A	122	TRAD	359	481
Rachel Howerton	A	251	BB	230	481
Charlie Houghton	C	125	FITA	346	471
Brian Rohrer	MS	180	BB	290	470
Sarah Dakin	A	293	BHFS	174	467
Matthew Ive	A	401	FS	0	401
Jeff Owens	MS	256	TRAD	0	256
Brian Carter	MS	237	TRAD	0	237
Chris Cavaliere	A	210	TRAD	0	210
Gary Howertron	A	155	BB	0	155

## Some General Rules (Repeated again this month)

### Handicaps

Everyone picks up a handicap after completing their third Club Shoot. The handicap is added to the third month's score to arrive at a handicapped score. Handicaps are calculated by taking 80% of the difference between the tree shoot average and a perfect score (which happens to be 560).

**Club Championship Trophies** (Belt Buckles) are based on the average of the individual archer's best 5 (five) handicap scores. As you don't pick up a handicap until your third shot, it follows that in order to win the Championship Buckle you need to have completed at least 7 club shoots during the club year. We give out two of these awards, one for Traditional Shooters (no sights allowed) and one for Compound and Recurve Shooters with Sights, which of course includes FITA style.

**Range Record Trophies** (Custom Trophy Hand Engraved Knives) on the other hand are awarded based on scratch score. Every individual completes with others in the same age and shooting class, i.e., Men's

Adult Free Style, Men's Adult Long Bow, Men's Master Senior Traditional Recure, Women's Adult Bare Bow etc. One needs to have completed 5 or more club shoots to qualify an award. The Men's Adult Free Style Trophy is awarded to the individual with the highest scratch score for the year in this Division and Style. Women and kids complete in the same shooting styles within their own respective age groups. Every year we give out 20 or so of these trophy knives. This year I expect we will give out more of the trophy knives as I've added the new Master Senior Division (ages 50 to 64).

**Duplicate Scores Cards** are used to record the archer's participation in the monthly club shoot (i.e., two different scorers for each archer). Each archer is responsible for getting their completed, filled in physical score card to me the day of the club shoot (typically after the club meeting). Please don't try to hand me your score cards during the club meeting. Score cards need to have the archer's full name, age division, and shooting style along with the archer's signature, and the signatures of two others that shot with the archer. So, every completed card should have a total of three signed signatures verifying the score shot. I will verify them and hand one back for the archer's records. If you don't complete the shoot before the club meeting you are allowed to email me images of both signed and completed cards, as long as I receive them within one week.

Also, we understand that not everyone is able to shoot on Sunday. We therefore allow archers to shoot the club course with two of their fellow archers (or wife 😊) for a one-week period following the Sunday club shoot. You still need to get your completed cards to me during the week following the club shoot (electronic copies of the two cards with all three signatures). Just email me images of both cards to [johndowney@sbcglobal.net](mailto:johndowney@sbcglobal.net)

If you have any questions on the above, email me at the same email address.

Hope to see you around the range.

... jbd

## ALL SCORES SHOT TO DATE

Name	Division	Scratch score	Style	Handicap	Handicap score	Date Shot
George Conner	GA	403	FS	114	517	2/27/2022
Brian Carter	MS	479	BHFS	69	548	2/27/2022
Brian Carter	MS	237	TRAD	0	237	2/27/2022
Ken Downey	A	392	FITA	110	502	2/27/2022
Charlie Houghton	C	125	FITA	346	471	2/27/2022
Jack Houghton	Y	302	FITA	197	499	2/27/2022
Sarah Dakin	A	293	BHFS	174	467	2/27/2022
Matthew Ive	A	401	FS	0	401	2/27/2022
Morgan Thomas	A	122	TRAD	359	481	2/27/2022
Brian Rohrer	MS	180	BB	290	470	2/27/2022
Jeff Owens	MS	262	LB	233	495	2/27/2022
Gary Howertron	A	155	BB	0	155	2/27/2022
Rachel Howerton	A	251	BB	230	481	2/27/2022
Jaclyn Howerton	A	348	FITA	152	500	2/27/2022
J. Ritterbeck	A	181	LB	307	488	2/27/2022
J. Ritterbeck	A	449	FS	86	535	2/27/2022
Keith Huebner	A	488	FS	0	488	2/27/2022
Oscar Melendez	A	517	FS	39	556	2/27/2022

Justin Lerma	A	498	FS	56	554	2/27/2022
Charles Neace	A	514	FS	47	561	2/27/2022
Jim Collins	A	411	BHFS	106	517	2/27/2022
Terry Marvin	MS	471	FS	70	541	2/27/2022
James Stankovich	GA	205	LB	282	487	2/27/2022
Curtis Hermann	GA	205	TRAD	286	491	2/27/2022
Tom Swindell	GA	183	TRAD	318	501	2/27/2022
Jeff Owens	MS	256	TRAD	0	256	2/27/2022
Chris Cavaliere	A	210	TRAD	0	210	2/27/2022
Wendell Wright	GA	248	LB	264	512	2/27/2022
Norman Rice	GA	420	BHFS	102	522	2/27/2022
Tom Swindell	GA	146	TRAD	0	146	1/23/2022
Chris Cavaliere	A	245	TRAD	0	245	1/23/2022
Jeff Owens	MS	249	LB	230	479	1/23/2022
Jeff Owens	MS	257	TRAD	0	257	1/23/2022
Norman Rice	GA	451	BHFS	106	557	1/23/2022
Morgan Thomas	A	135	TRAD	350	485	1/23/2022
J. Ritterbeck	A	196	LB	321	517	1/23/2022
Terry Marvin	MS	469	FS	72	541	1/23/2022
Jim Collins	A	430	BHFS	102	532	1/23/2022
Keith Huebner	A	494	FS	0	494	1/23/2022

Oscar Melendez	A	527	FS	41	568	1/23/2022
Charles Neace	A	508	FS	50	558	1/23/2022
Brian Carter	MS	456	BHFS	70	526	1/23/2022
Kurt Hoberg	MS	418	FITA	0	418	1/23/2022
Charlie Houghton	C	121	FITA	0	121	1/23/2022
Sarah Dakin	A	384	BHFS	0	384	1/23/2022
Ken Downey	A	439	FITA	0	439	1/23/2022
Jack Houghton	Y	301	FITA	0	301	1/23/2022
J. Ritterbeck	A	456	FS	81	537	1/23/2022
Matthew Ives	A	427	FS	0	427	1/23/2022
George Conner	GA	416	FS	104	520	1/23/2022
Ben Spielman	A	97	LB	0	97	1/23/2022
Wendell Wright	GA	227	LB	252	479	1/23/2022
Brian Rohrer	MS	224	BB	284	508	1/23/2022
Brian Carter	MS	489	BHFS	0	489	12/26/2021
J. Ritterbeck	A	456	FS	0	456	12/26/2021
Jeff Owens	MS	297	LB	0	297	12/26/2021
Brian Rohrer	MS	192	BB	0	192	12/26/2021
Tom Sheppard	GA	115	TRAD	0	115	12/26/2021
Morgan Thomas	A	77	TRAD	0	77	12/26/2021
Wendell Wright	GA	216	LB	0	216	12/26/2021



J. Ritterbeck	A	152	LB	0	152	12/26/2021
Terry Marvin	MS	478	FS	0	478	12/26/2021
Jim Collins	A	444	BHFS	0	444	12/26/2021
Justin Lerma	A	477	FS	0	477	12/26/2021
Oscar Melendez	A	489	FS	0	489	12/26/2021
Charles Neace	A	483	FS	0	483	12/26/2021
Jaclyn Howerton	A	423	FITA	0	423	12/26/2021
Rachel Howerton	A	311	BB	0	311	12/26/2021
Tom Swindell	GA	158	TRAD	0	158	12/26/2021
Joe Cavaleri	GA	83	TRAD	0	83	12/26/2021
Curtis Hermann	GA	180	TRAD	0	180	12/26/2021
Norman Rice	GA	425	BHFS	0	425	12/26/2021
George Conner	GA	432	FS	0	432	12/26/2021
Julian Acebo (Guest	MS	416	BHFS	0	416	12/26/2021
Jeff Owens	MS	271	LB	0	271	11/28/2021
Brian Carter	MS	473	BHFS	0	473	11/28/2021
Kurt Hoberg	MS	446	FITA	0	446	11/28/2021
Brian Rohrer	MS	199	BB	0	199	11/28/2021
Ramon Barajas	A	430	BHFS	0	430	11/28/2021
J. Ritterbeck	A	466	FS	0	466	11/28/2021

Wendell Wright	GA	292	LB	0	292	11/28/2021
Tom Sheppard	GA	97	TRAD	0	97	11/28/2021
Rachel Howerton	A	255	BB	0	255	11/28/2021
Jaclyn Howerton	A	341	FITA	0	341	11/28/2021
Scott Leviant	A	461	FS	0	461	11/28/2021
Cassandra Silverio	C	179	BB	0	179	11/28/2021
Richard Silverio	A	149	BB	0	149	11/28/2021
Nathan Collins	YA	446	FS	0	446	11/28/2021
Jim Collins	A	424	BHFS	0	424	11/28/2021
Terry Marvin	MS	465	FS	0	465	11/28/2021
Charles Neace	A	502	FS	0	502	11/28/2021
Chef Robert Bogin	A	506	FS	0	506	11/28/2021
Oscar Melendez	A	511	FS	0	511	11/28/2021
Curtis Hermann	GA	226	TRAD	0	226	11/28/2021
James Stankovich	GA	223	LB	0	223	11/28/2021
Tom Sheppard	GA	83	SB	0	83	11/28/2021
Norman Rice	GA	406	BHFS	0	406	11/28/2021
Joe Cavaleri	GA	107	TRAD	0	107	11/28/2021
J. Ritterbeck	A	130	LB	0	130	11/28/2021
Sarah Dakin	A	352	BHFS	0	352	11/28/2021


Ken Downey	A	438	FITA	0	438	11/28/2021
Charlie Houghton	C	135	FITA	0	135	11/28/2021
Jack Houghton	Y	341	FITA	0	341	11/28/2021
George Conner	GA	443	FS	0	443	11/28/2021
Morgan Thomas	A	155	TRAD	0	155	11/28/2021
Alejandro B (Guest)	A	514	FS	0	514	11/28/2021

**FOR SALE – Left Hand Bows**  
**Contact James Stankovich**  
**woodarrows@socal.rr.com**

1. "John Bowden" Bamboo Longbow 68" 55 lbs. @ 28" \$ 325.00
  2. "Thunder Mountain Flatbow" by Jay Barr  
(similar to longbow) 62" 55lbs. @ 28" = \$ 300.00
  3. " Holm Made" (Mfg.) Longbow Osprey model = \$350  
62" 42.5 lbs @ 28"
  4. "Black Widow" Recurve " Gray Bark with camo limbs  
Take Down (3 piece) 62" 62 lbs @ 29" with soft case = \$400
- CONTACT = James Stankovich @ | woodarrows@socal.rr.com

## The Heroes of Wildlife, Americas Hunters

A column for the Conejo Quiver  
by Curtis Hermann, March 2022



Archers, crossbowmen, atlatls, spears and yes those who hunt with a firearm are all consumptive users of Americas wildlife. Those who do not join in the life and death pursuit of putting game on the table often see the consumptive user as just that, "one who takes but does not give back." Nothing could be further from the truth, but there is a major difference in the way those who do not hunt and those who do hunt "give back." Let me provide a couple of examples.

January 12, 1995 wolves were reintroduced into Yellowstone National Park after many months of legal hassles between those who wanted the wolf to thrive again (the non-consumptive users of Americas wildlife) and those who would suffer from this reintroduction, (ranchers, farmers, hunters, the consumptive users of Americas wildlife).

The method used to reintroduce the wolves shows a lot of experience in dealing with the US Government and armed with political capital and money from the Hollywood left, lawsuits, intimidation and yes press announcements littered with untruths about the wolves and their capabilities, millions of dollars' worth.

What was avoided in the plan to reintroduce the wolves? No property was purchased to protect the wolves, no plan was made to manage or to offset the impact they would have, or was considered, and no money was spent to improve the habitat for the wolf or their prey. Only money for lawsuits, oppressive regulations and public relations. These were the tools of choice to oppose the opposition, the wolves were left to their own prowess. They were successful.

Twenty-seven years have passed since the reintroduction of the wolf to the greater Yellowstone Ecosystem and we can evaluate the success and failures of the plan and the changes that this has caused.

Wolves are prolific reproducers and soon they grew to several hundred, a number that the habitat could not sustain. The early warnings that they would expand beyond the park and clash with humans and human activity became a reality.

As of 2021 there are 95 wolves in the park divided among eight packs. Other packs began to spread into Montana, Idaho and east into the open country of Wyoming. Soon the Wyoming Game & Fish won legal battles and gained the ability to manage those wolves that moved beyond the park. Where wolves are managed the numbers are less known, but they are larger than you might imagine, larger than the numbers in the park.

Wolf management in the park is paid for by your tax dollars and to some extent fees collected from park visitors. Wolf management outside the park is paid for primarily by hunter's dollars, state wildlife

agencies rely on very little taxation benefits, instead they are mostly reliant on license and hunting fees with perhaps 10% of the budget coming from Washington or state government.

The two most obvious changes to the Greater Yellowstone Ecosystem have been in the numbers of the prey that the wolf must consume in order to survive (a negative number of 70%) and the return of more digestible flora (a positive number, no percentage given) because of the diminishing number of buffalo, elk, moose and deer. Prey was numerous in 1995 (before they became prey to wolf packs) and today are very reduced in number.

A lesser reported story is that of the number of packs that have been forced to leave the Yellowstone to find areas with more prey and less competition. This has caused many very expensive legal battles. As in all things, a balance between man (ranchers, farmers and small towns) and wildlife must be managed and the most humane way to accomplish that is through hunting. So, the consumptive user was successful and won against the lawsuits of the non-consumptive user, simply because hunting is the only logical and effective answer to effective management.

The other side of that coin is the change in how the visitor sees Yellowstone! In 1995 millions of dollars were spent by millions of people to visit Yellowstone. The draw was to see massive herds of elk, buffalo, Shira moose and deer, among the other natural wonders of geysers and other geological wonders. The winter visitation was

low to nearly non-existent.

Today the visitation period has been extended much into the winter when the wolves are more visible. Again, millions of dollars are spent by very large crowds of photographers and tourists who want to see wolves, but have a lesser interest in elk, buffalo, moose and deer and geological wonders.

The fire of 1988 (793,880 acres) was the result of poor forest management and years of the idea that preservation (or leave the forest alone) theory. This fire was a near disaster for Yellowstone, but it did solve the problem of overgrown forests and low levels of forest floor flora. The monumental actual cost to lost mammal life was never able to be calculated.

Shortly after this fire came the introduction of the wolf and with that the decline of elk, buffalo and other herbivores. After the fire flora did began to grow on the forest floor that was now open to sunshine and with fewer prey species due to wolf interaction, we began to see plants that had been missing from this ecosystem for a very long time.

In 2016 another raging fire (70,285 acres) happened. It was smaller than the 1988 fire as the heavy forestation had not yet returned to 1988 levels. Was this nature's answer to too much flora and too few buffalo and elk? Who knows?

I'm not here to voice an opinion on whether or not the reintroduction of wolves to the Greater Yellowstone Eco-system is a

good or bad thing. Recording the results of this action over time will allow each reader to make their own decision on that.

I'm here to make a distinction between the way consumptive users and non-consumptive users go about the protection and management of Americas wildlife and the end result of such actions.

The consumptive users of Americas wildlife have a different view of how wildlife should be helped, protected and preserved. These users are primarily hunters, landowners or ranchers and members of organizations who believe in the preservation and management of wildlife, the traditions of hunting and of man in management of his surroundings. Sometimes these organizations must resort to major legislation in order to protect public land from restrictive regulations that would prevent consumptive use, but there are more important ways they prefer to use, that receives little public notice or attention. These are donations of land, the purchase of a ranch or farm and entering into a conservation easement. Land donations and ranch or farm purchase by a conservation organization (often partnering with a wildlife agency) for the purpose of protection of open space and adding land to the public domain is pretty self-explanatory, they are more common than you would think.

So, what is a conservation easement? To make it simple for this column (and for me) it is an agreement between a private land owner and the state wildlife agency and the state government to put

his property into a trust for the purpose of preserving wildlife habitat and migration routes, that easement is forever and the land cannot be developed or subdivided and is to be open to public passage. This often comes with some tax advantages for the landowner and his family and they remain in control of the buildings, but also with a devaluation of the land, but it is forever protected as wild and natural. Here is an example.

Randy Simonsen purchased 4,900 acres 30 years ago on the Wasatch front surrounded by national forest about 45 minutes east of Spanish Forks in the state of Utah, prime elk habitat. At the time it was to be a family getaway, but now Randy is nearing his seventies and he has learned the value of his land as a migration route and as wildlife habitat for elk birthing.

Randy and his wife wanted to protect it as such in perpetuity. His children and grandchildren have learned the art of hunting and have passed that knowledge to friends and relatives on this land for years and will continue to do so in the future.

Randy entered into a Conservation Easement Agreement with the Utah Division of Wildlife and the Rocky Mountain Elk Foundation to manage and protect this land for elk calving and migration in perpetuity! The family donated 25% of the value, the Rocky Mountain Elk Foundation and Utah Division of Wildlife covered the rest of the cost and now 4,886 acres that was once inaccessible is now accessible to both consumptive and non-consumptive users

alike.

There are many like Randy, sometimes the acreage is small and sometimes very large and the deals made are sometimes simple and sometimes more complex, but in the end the world gets a little better for both man and beast.

These properties are managed with reintroduction of native flora, creating water sources, trail building, controlled burns, fence removal and improved public access, parking and often bathroom facilities. The volunteer labor and materials for such projects are usually split between the state wildlife agency and hunter groups or hunter conservation organizations, in this case the Rocky Mountain Elk Foundation and members volunteering from a local RMEF chapter.

Now this may seem small at 4,886 acres (dwellings not included), but if you understand that between the Rocky Mountain Elk Foundation, The Safari Club, the Pope & Young Club, the Mule Deer Foundation, State Wildlife Agencies (and perhaps twenty other similar organizations where this scenario is carried out seventy times a year or so) and soon we have hundreds of thousands of acres being protected each year forever without a lot of fanfare or little public recognition, just private people preserving what is natural and finding a way to share that with others.

I understand that my bias shows through quite clearly in this article, not sure that is what I intended, but it is the truth. The

important thing that I wanted to convey is the manner in which the two sides work. Is there value in both systems, yes there is, at least when the outcome proves to be a positive. I don't believe that hunters would have ever reintroduced the wolf into the American wilderness on their own, however I also don't think that those who did ever realized the extent of the devastation, expense, or the continuing problems this decision has created.



As a hunter who hunts with a simple recurve or longbow and who loves to hunt in the areas where the wolf is now the premier predator of the wild. I have reservations about running into a hungry wolf pack armed with only my bow and arrow. I think being encircled by 8 or 10 wolves looking for an opening to attack and being a far distance away from help, is not my idea of entertainment.

I will still go into the deep wilderness, but I do have reservations and a sense of danger that I never had before.

.....

Next month, part 2 of the "Last Bow Purchase," as we prepare our equipment for a nostalgic hunt the way it was in the golden age of archery!

Till then, keep those arrows in the air,

Curtis

***This month's tip:***

Years ago, I was hunting antelope with Center of the Nation Outfitters in NE Wyoming and our outfitter and friend Cal Taylor. Cal gave each of us a bright white handkerchief with these instructions: Should your shot connect with the game give it a few minutes and then carefully slip out and tie the handkerchief to the top of the blind. I will spot the handkerchief with my spotting scope from that butte a mile or so away and come help you with the recovery process.

A good way to communicate, I thought, and as I thought about this idea of visually communicating over a long distance it occurred to me that I could use this idea in my bowhunting education classes. In class I show a hunter orange hat and vest or a bright yellow vest and explain that I carry these in my day pack in case I should get

turned around or have trouble of some sort. If I do not arrive on time or show up when I am supposed to and the need to come looking for me becomes necessary, then I will put on these garments over my camo, so I can be spotted from a distance and be helped.


Five members from CVA will be hunting antelope together this August and times have changed some. Today I think the open prairie where we will hunt pretty much has a cell signal and that certainly makes communication easier, however in my pack will be a nice bright handkerchief just in case!

Curtis



3D Range in Action - Ben supervising

## An Interesting Arrow Head



Must have been fun to knap

## ADOPT-A-TARGET (CVA Roving Range)

Most of our target lanes have been adopted. If interested in adopting one you can contact one of the Board Members.

Jbd

Targett	Distance	Adopter
1	35 yrd. fan field 36 yrd fan hunter	Ben Shirley
2	30 yrd. field 32 yrd hunter	Ben Shirley
3	20 yrd. field 19 yd walk-up hunter	Tom Swindell
4	35 ft. walk-up field 11 yrd hunter	Luttrell Family
5	80 yrd. walk-up field 70 yrd. walk-up hunter	Norm Rice
6	25 yrd field 28 yrd. fan hunter	William Bachellar
7	55 yrd field 53 yrd walk-up hunter	J Ritterbeck
8	45 yrd walk-up field 44 yrd hunter	Jeff Owens
9	15 yrd. field 15 yrd. walk-up hunter	Ron Riley
10	65 yrd. field 64 yrd. walk-up hunter	Brian Carter
11	40 yrd field 40 yrd. Hunter	Norm Rice
12	60 yrd field 58 yrd. walk-up	Jackie Rice
13	45 yrd field 23 yrd. walk-up hunter	Tom Roberts
14	50 yrd. field 48 yrd walk-up hunter	Mike Chase
15	45 yrd. walk-up field 44 yrd. hunter	JOAD Parents

16	50 yrd. field 48 yrd. hunter	Wendell Wright
17	20 yrd field 19 yrd. walk-up hunter	JOAD Parents
18	80 yrd. walk-up field 70 yrd walk-up hunter	Jake Anderson w John Somers & Jonathan Sylvester
19	55 yrd. field 53 yrd. walk-up hunter	Marc Albanza
20	25 yrd. field 28 yrd. fan hunter	Ruthie Haskins
21	35 yrd. fan field 36 yrd fan hunter	Arthur Robertson
22	30 yrd. field 32 yrd. fan hunter	Phil Bruno
23	35 ft. walk-up field 11 yrd. Hunter	Steve Mahoney
24	45 yrd. field 23 yrd. walk-up hunter	William Bachellar
25	65 yrd. field 64 yrd. walk-up hunter	Curtis Perry
26	60 yrd field 58 yrd. walk-up	Jeffrey Del Bosque & Catherine Cavadini
27	15 yrd. field 15 yrd. walk-up hunter	Ramon Barajas
28	40 yrd. field 40 yrd. hunter	Thomas Cayia
	20 yd practice butts running pig	Thomas Cayia



## CVA CONTACT INFORMATION

<b>BOD Member</b>	<b>Position</b>	<b>E-Mail</b>	<b>Phone</b>
Kurt Hoberg	President, Coach	<a href="mailto:president@cvarchers.com">president@cvarchers.com</a>	805-552-9934
Cathy Linson	Vice President	<a href="mailto:vicepresident@cvarchers.com">vicepresident@cvarchers.com</a>	805-791-5102
Scott Leviant	Secretary, Tournament Range Chairman, Coach	<a href="mailto:secretary@cvarchers.com">secretary@cvarchers.com</a>	213-590-6370
Genevieve Ivie	Treasurer, Instructor	<a href="mailto:treasurer@cvarchers.com">treasurer@cvarchers.com</a>	805-657-9742
Mike Keena	Board Member, Field Range Captain	<a href="mailto:mkeena@cvarchers.com">mkeena@cvarchers.com</a>	805-527-4585
Bryan Tanger	3D Range Captain	<a href="mailto:cva3dshooter@gmail.com">cva3dshooter@gmail.com</a>	
Kevin Cloepfil	Board Member		805-390-1059
Bill Davis	Board Member, Instructor		805-208-7002
David Jockisch	Board Member, Publicity Chair	<a href="mailto:davidjockisch@yahoo.com">davidjockisch@yahoo.com</a>	
Erik Hammerquist	Board Member	<a href="mailto:emammerquist@outlook.com">emammerquist@outlook.com</a>	818-515-4465
Brian Carter	Board Member, Instructor	<a href="mailto:reiadvisor@yahoo.com">reiadvisor@yahoo.com</a>	818-232-1580
Clark Pentico	Previous Club President	<a href="mailto:clarkp@cvarchers.com">clarkp@cvarchers.com</a>	805-630-1749
Ken Downey	JOAD Program - Lead Coach	<a href="mailto:ken.downey@cvarchers.com">ken.downey@cvarchers.com</a>	805-231-6135
John Downey	Newsletter Editor, Club Tournament Chair, Coach	<a href="mailto:editor@cvarchers.com">editor@cvarchers.com</a>	805-527-4894
Bonnie Marshall	Membership Chair, Coach		805-328-4721
Noah Barlow	Volunteer Hours Coordinator		
Richard C. Silverio	Volunteer Hours Coordinator Communications, Instructor	<a href="mailto:richardcsilverio@yahoo.com">richardcsilverio@yahoo.com</a>	818-442-5182
Dennis McKaig	Volunteer Hours Coordinator	<a href="mailto:cvamemberhours@gmail.com">cvamemberhours@gmail.com</a>	

# **CONEJO QUIVER**

**April 2022 Issue**



**The next Club Shoot and General Meeting (at 11:30am) will occur per our normal schedule on April 24, 2022. Please wear an appropriate protective face covering while on the range and during the meeting if you haven't already received all of your COVID-19 vaccinations.**

## FROM THE EDITOR

John Downey, Editor

Welcome to the April issue of the Conejo Quiver. We have another nice issue for you, full of interesting tidbits of informational as usual.

In addition to our upcoming CVA Traditional on April 30<sup>th</sup> thru May 1<sup>st</sup>, we will be hosting the California State Outdoor Pasadena Senior Games tournaments at our range (this is a first for our club). Check out Kurt's column (***From the Desk of the President***) to learn more about these upcoming tournaments and plan to attend.


Ken & Geoff have another nice article with photos from our JOAD program's recent Spring/Easter shoot. We also have a few photos from the April Public Range Bale Changeout. Special thanks to all that came out and helped to refresh or bales.

Curtis is back with another colorful article this month, **The Last Bow Purchase, Part2**. His plans for the bow and related trip make an interesting read.

Finally, we have the March Club Shoot results, and "All Scores to Date" for those folks that follow this (apparently it is quite a bunch). Every month we have a few more score cards turned in than the month before, and March was no exception. Most of our archers have picked up a handicap by now. Please make sure to double-check your scorecards for completeness when turning them in.

Hope to see you around the range.

Regards  
John Downey, Editor



## From the Desk of the President

Kurt Hoberg

### CVA Range News

**Overall Range News:** We completed the Public Session bale swap on Saturday April 16<sup>th</sup> and had the entire range completed before Public Session opened at 9am.

Thanks to everyone who came out to help, it was a smaller crew than usual but highly efficient. And a special thanks to Jim Pelarino for the delicious breakfast burritos!

**Level 1 / Level 2 Instructor Certification Practical:** I have enough interest to schedule out another L1/L2 Instructor Practical. I am targeting Sunday June 5<sup>th</sup> as the date that I'll hold the practical on the range. If you are interested, you'll need to follow the instructions to take the online course for the level of certification you are interested in.

You need to complete the online course and pass the test before you can be eligible for the practical.

<https://www.usarchery.org/coaches/become-a-coach/level-1-instructor-certification>

<https://www.usarchery.org/coaches/become-a-coach/level-2-instructor-certification>

As the date gets closer, I'll post the practical for signups on the Sport80 WEB site. The L1 Practical is \$40, and the L2 (which includes L1) is \$80. Please reach out to me if you have questions.

**Public Session:** Its starting to get busy as the good weather is bringing people out. This is a great opportunity for those Level 1 and 2 instructors to retire some volunteer hours, so be sure to sign up to help! Watch for Richard Silverio's emails.



It's been steady busy at the PS, thanks to the afternoon coaches running things to allow me and Richard S. to host the 300 round.

If you are interested in shooting for awards, you need to be a USA Archery Member, participation in the pin program is \$10 per year per shooter, and awards cost \$5 when the score is shot. Please reference the following USA Archery site for the details:

<https://www.usarchery.org/participate/achievement-awards>

**CVA Treasurer Needed:** Genevieve Ivie, who has been CVA's treasurer for the last few years, will be stepping down at the end of the year due to work commitments. I want to thank Gen for her service and exemplary way she has handed our finances. While she will still be associated with the club, she simply does not have the time to continue in her current capacity as Treasurer.

The Treasurer for a non-profit is the most important volunteer position, as without a Treasurer we cannot have a non-profit, and without our non-profit status our club charter, lease, etc. all goes away. So – we need a Treasurer, and we need one quickly so the training and handoff can happen as soon as possible.

If you have an interest in taking a personal stake in our Club's ongoing success, have the ability to attend the BOD and General monthly meetings, and can review club finances on monthly basis, please reach out to me or any other Board Member to discuss.

### **Tournament News**

**CVA Traditional:** This shoot is for traditional bows only and is one of the best shoots I've attended. If you are on the fence of shooting a tournament this is a great one to come, shoot, and support your club. Or – if you aren't planning on shooting, volunteer! The tournament takes place on Saturday April 30<sup>th</sup> through Sunday May 1<sup>st</sup>.

If you have adopted a field range lane, it is imperative you clean your lane before April 27<sup>th</sup>. Please make the time to support your club and to honor your commitment in adopting and maintaining a field lane.

**CA State Outdoor, June 2022:** The tournament is sanctioned, and registration is open on the USA Archery WEB site. I'm currently working on the assignment sheets so CVA Club members can register for volunteer opportunities. This is a huge shoot and we need as much assistance to run it successfully, so please sign up, even if you can only give the club a couple of hours.

For those who volunteer for both range setup on Thursday, June 23<sup>rd</sup> and range teardown on Sunday afternoon, June 25<sup>th</sup>, I will let you shoot the tournament for free. Before signing up for the tournament please reach out to me so I can help you through the registration process, so your fees are waived.

Tournament dates are - setup on Thursday June 23<sup>rd</sup>, kids shooting Friday the 24<sup>th</sup>, the adults shooting the 25<sup>th</sup> and 26<sup>th</sup>, and teardown happening the afternoon of Sunday June 26<sup>th</sup>.

**Pasadena Senior Games:** CVA will be hosting the games again this year for both the Pasadena and San Diego Sr. Centers. The dates are, range setup on Friday July 8<sup>th</sup>, American 900 round on Saturday July 9<sup>th</sup>, and a double 300 round on Sunday, July 10<sup>th</sup>. This shoot is for the over 50yr old crowd. Signups for volunteer help will be posted soon.

Be sure to check the USA Archery schedule, the CBH newsletter, and social media for status of a scheduled shoot. Schedules seem to change frequently, and often at the last minute.

If you shot a tournament and earned a medal, please let me know so I can recognize your achievements. We are proud of our CVA shooters and want to celebrate your wins!

Please click the links below for more info if you are interested in shooting these tournaments:

- CA Archery is using the USA Archery WEB site to schedule tournaments. Browse to <https://www.usarchery.org/events/find-an-event> to find and schedule out the event of interest.
- CBH/SAA: <https://www.cbhsaa.net/EventCalendar>

## Range Security

We continue to have issues with members not locking the tournament range gate. This has to stop, as we have a sizable investment of equipment and targets that needs to be secured. We are taking steps to identify those who are 'lock challenged' and I will be contacting those identified for some remedial lock instruction.

If you are leaving the range, lock the gate. If you are coming onto the range, lock the gate behind you. If you are unsure if you should lock the gate – lock the gate. Be careful with the locks, don't drop them, or use them as pry-bars, hammers, etc.

All club members must do their part to secure our range.

See you on the range!

Your President,

Kurt

Remember, archery is easy. Shoot a 10, do it again!



Arrow in Flight – Pic Courtesy of Kurt Hoberg

## Membership Corner

### Bonnie Marshall

Sorry for the lateness of the March Anniversaries.

All of you are appreciated!



### March Anniversaries

16 years – Tyler Riggs

14 Years – Clark Pentico

10 Years – Robert Luttrell and family

9 years – Ruth Haskins

7 Years – Ben Azzam, Kory Collins

5 Years – Phil Bruno, Glenn Smith

4 Years – Gunjana Sharma and family and family

1 Year – Keith Huebner

### April Anniversaries

18 Years – Richard Carpenter

12 Years – Carlos Parada

11 Years – Dennis Kunkel, Tom Cayia

9 Years – Steve Mahoney

6 Years – James Takakura, Rae Zimmerman

5 Years – John Bennett

4 Years – Richard Silverio

First Year – Daniel Nadalet

### Welcome to NEW MEMBERS:

Annette Vladescu

Josh Erb

# CVA Volunteer Opportunities

Bonnie Marshall

Please connect directly with me to discuss any of these opportunities to complete your committed hours.

- Tournament Registration/Cash Handling
- Eagle Scout/Gold Award Project Coordinator
- Historian
- Open House Coordinator
- Promotional Sales
- Emergency Preparedness Range Certification Officer
- Banquet Coordinator
- Office Admin
- Answering Service Processing

Some of these positions are obviously long term and some require attendance at all General Meetings or events.

I would like to thank Morgan Thomas for stepping up to start training for the Membership Chairman position. Hopefully she will find it a good match and I will continue to assist her in that role.

I can be reached through the Answering Service number, at any General Meeting or for a short chat at the Public Session Range between 11-1pm.

Thank you for your consideration of these positions to further support the club.

Bonnie Marshall




## Conejo Valley Archers Annual Pacific Coast 31TH TRADITIONAL CHALLENGE

Vendor Sales Clouts

### 2-Day 50 Targets 3-D Tournament

**Saturday April 30, 2022 – 30 Targets**  
**Sunday May 1, 2022 - 20 Targets**

**Separate Longbow, Recurve, Self-Bow & Senior (60+) Divisions (no clickers)**

*\* NFAA Rules Apply (Quivers OK!)\**

*\* No Compounds, No Sights \**

*\* Unmarked Yardage \**

**10-8-6 Scoring on 1<sup>st</sup> Arrow, in case of miss, 2<sup>nd</sup> arrow scores 5-4-3**

*\* Lunch served on Saturday \**

*\* Lunch served on Sunday \**

*\* Snacks & Drinks served all day \**

\* Shots include a Speed Round & New Pop-up System with Moving Targets \*

Saturday Schedule		Sunday Schedule	
7:00am – 8:30am	Tournament Registration Start shooting right after	7:00am– 8:30am	Tournament Registration Start shooting right after
1:30 – 3:00pm	\$5 Smoker Round (1 arrow) Women's and Men's Division	2:00pm →	Score Cards must be turned in Awards & Raffles held after
<p><i>* Raffle tickets sold, General Raffles *</i></p> <p><i>* Food &amp; Drinks Sold all day *</i></p> <p><i>* Clouts – prices posted at clouts *</i></p> <p><i>* Vendor Trade Show and Sales *</i></p>		<p><i>* Raffle tickets sold, General Raffles *</i></p> <p><i>Shots will include * Speed Round * and new</i></p> <p><i>* Pop-up Target System * Flying Mosquito *</i></p> <p><i>* Vendor Trade Show and Sales *</i></p>	
<p><b>Free Camping available inside our fenced area in designated locations. Donations will be accepted, as we have prepaid camping fees to the county.</b></p> <p style="text-align: center;"><i>No Dogs allowed on range</i></p>		<p><b>Additional \$37 fee for Camping inside County Park (Full RV hookups are available in park).</b></p> <p style="text-align: center;"><b>The county park charges a \$4.00 daily parking fee in park.</b></p> <p style="text-align: center;"><i>Free day parking inside our fenced range.</i></p>	

Tournament Fees \*

Non CBH, NFAA or NAA members please add \$5 to the fees listed below (unless a member of an out of state archery organization)

Adults - \$35	Couples - \$40
*Family - \$45	Youth - \$15
Seniors (60+) \$30	Cubs - \$10

To only shoot Saturday or Sunday with no awards delete \$5 from original fee.

\* (Includes husband, wife and kids under 18 years old).

Directions to Range



118 Freeway East or West to Simi Valley. Exit Tapo Canyon Road. North on Tapo Canyon Road, 3 miles to Tapo Canyon Park

**More Information – Call:** BOB BOMBARDIER @ 905-217-8896 OR EMAIL BOMBARDIERBOB@HOTMAIL.COM  
JOHN DOWNEY @ 213-922-3899 OR EMAIL TOURNAMENTS@CVARCHERS.COM

Full camping in the park is now \$44 per night.

## FROM THE DESK OF OUR VOLUNTEER COORDINATOR (COMMUNICATIONS)

**Richard C. Silverio**



Greetings fellow members,

Just a friendly reminder that the **31st Annual Traditional Challenge** will be in less than 2 weeks. There will be plenty of opportunity to build hours here if you are in need of any. We are still in need of lots of volunteers for this venue and we appreciate any and all the help we can get. Some jobs might be easy enough for our younger archers to sign up for. Below is the volunteer sign-up link for this event if you are interested to check out where you can contribute:

[31st Annual Traditional Challenge Volunteer Online Sign-Up](#)

**Bob Bombardier** who is the organizer of this tournament may also update roles for this venue but for the most part, the roles on that link is pretty much finalized.

### **Other Work Available**

We are still looking for people to help out at the Public Sessions on Saturdays. In order to work with the public, you must be a **USA Archery member**, pass the Safe Sport training and have a background check. Once you have met these prerequisites, we can give you the training you need to work the gate or the bin. Our club president **Kurt Hoberg** just did an instructor class certification back in December 2021 and we certified several new level 1 and level 2 instructors. Kurt will be planning to do another instructor class in the future for those that want to assist in that capacity. Please contact

our Club Vice President **Cathy Linson** or any board member if you are interested or have any questions.

Our **club historian** has retired and moved away from the area and we are still looking for a replacement. This position has been vacant for quite some time now and we need someone to take over. Please let any board member know if you are interested in this position.

If working Saturdays is problematic for you and you need work you can do on your schedule, please contact any board member. We have a project list and may be able to find something on that list that matches your skills and abilities.

### **Recorded Hours**

**In order for you to get hours credited for volunteering, please make sure to do one of the following or all:** (1) See **Kevin Cloepfil** at work parties or the person designated to run the work party for a given day, (2) sign in and out on the sheet located on the back of the bulletin board, or (3) email hours to us via this new email that we created at **cvworkhours@yahoo.com** with before and after pictures.

Please address any questions or concerns with our Club Vice President, **Cathy Linson** at [cmlinson@yahoo.com](mailto:cmlinson@yahoo.com) or by calling her at 805-791-5102 or to me at [richardcsilverio@yahoo.com](mailto:richardcsilverio@yahoo.com).

Thank you and see you at the range,

Richard C. Silverio  
Volunteer Coordinator/USA Archery Level 3 NTS Coach,  
Instructor Trainer  
Conejo Valley Archers  
[richardcsilverio@yahoo.com](mailto:richardcsilverio@yahoo.com)

## JOAD – Always On Point

April 2022

Hello CVA and JOAD Families!



Before I start this month's JOAD Quiver update, I wanted to take a few moments and acknowledge a member of our CVA community, Mike Keena. Mike is an outstanding member of CVA with his volunteering, leading many of our clean ups, instructing at our public session and he will swing by JOAD and share stories with the kids. When Mike is at JOAD, there is always a group of adults and kids enthralled by his adventures and latest escapades. We wanted to say Thank You for keeping our range looking tip top and glad to hear you feeling better! Thanks Mike!

JOAD has been busy with outdoor season. Many of our students are learning to shoot at the greater distances and preparing for the outdoor competition season, including a kickoff competition at the Fresno Safari. Stay tuned for next month's Quiver as we share photos from this fun shoot.

This month JOAD did have a fun Easter/Spring shoot that included bringing out Harvey the giant CVA rabbit. Of course, our target faces had a variety of Conejo's to shoot and there was even a selection of prize filled eggs to find on the range. Coach Ken and I placed a small target on Harvey the Rabbit and had the kids shoot for a prize. The

archer that got closest to an X received a 1lb Reese's Peanut Butter Chocolate Egg. Congrats to Jack and Isabelle! Isabelle ultimately took home the prize.

See you at the range!

Ken and Geoff



Little bunny foo-foo hopping through the range....





A variety of targets to choose from.



Harvey ventured out for the day and the kids enjoyed a different kind of target.



Getting their sites dialed in.



There's a famous Elmer Fudd quote that should go here ... something about hunting rabbits.





The end result...



We try to challenge the kids with different targets and games. In this case, Audrey and Michelle play a game of Archery Tic Tac Toe!



I may have gotten creative with the balloons we shoot.  
Rayan wearing our crowning achievement.



A few years ago, this JOAD student went to public session for the first time.  
Can you guess who it is? Scroll down...



Yup, it was Nic!!

## From the JOAD Archives

Ken at the New Jersey Cup Tournament in 2002



Stay safe, stay healthy and we'll see you at the range!

Ken and Geoff

**A few Pictures from the April 16<sup>th</sup> CVA Bale Changeout at the Public Session Range**





## Club Tournament News

John Downey – Tournament Director



We had a nice turnout in March with 31 score cards turned in by members.

Justin Lerma picked up the top spot based on his 575 handicapped score (527 scratch). Keith Huebner picked up second (563) and Oscar Melendez came in third with a 560. Oscar also had the top scratch score again for the month.

Top Traditional score was shot by Tom Swindell (536), while Jeff Owens nabbed second (528) and Curtis Hermann at one point back picked up third (527). A special note this month is that Jeff Owens shot three classes in March, SB (Selfbow), LB (Longbow), and TRAD (Recurve).

Curtis Hermann	TRAD	GA	247	280	527
Wendell Wright	LB	GA	260	252	512
James Stankovich	LB	GA	231	273	504
Brian Rohrer	BB	MS	217	282	499
Morgan Thomas	TRAD	A	160	337	497
J. Ritterbeck	LB	A	202	294	496
Scott Leviant	FS	A	484	0	484
Jaclyn Howerton	FITA	A	328	155	483
Jeff Owens	LB	MS	226	252	478
Luz Garces	FS	A	477	0	477
Nathan Collins	FS	YA	471	0	471
Brian Carter	TRAD	MS	209	0	209
Ben Spielman	LB	A	181	0	181
Gary Howerton	BB	MS	163	0	163
Wendell Wright	SB	GA	132	0	132
Jeff Owens	SB	MS	128	0	128

Name	Style	Division	Scratch score	Handicap	Handicap score
Justin Lerma	FS	A	527	48	575
Keith Huebner	FS	A	513	50	563
Oscar Melendez	FS	A	532	28	560
J. Ritterbeck	FS	A	479	79	558
George Conner	FS	GA	444	111	555
Terry Marvin	FS	MS	483	69	552
Norman Rice	BHFS	GA	458	94	552
Charles Neace	FS	A	509	40	549
Jim Collins	BHFS	A	442	106	548
Brian Carter	BHFS	MS	476	72	548
Rachel Howerton	BB	A	337	209	546
Kurt Hoberg	FITA	MS	445	99	544
Tom Swindell	TRAD	GA	239	297	536
Alejandro B (Guest)	FS	A	536	0	536
Jeff Owens	TRAD	MS	295	233	528

## All Scores to Date

Please check your scores and get any issues you have with them to [johndowney@sbcglobal.net](mailto:johndowney@sbcglobal.net)

Name	Style	Date Shot	Division	Scratch score	Handicap score
Wendell Wright	LB	3/27/2022	GA	260	512
Wendell Wright	SB	3/27/2022	GA	132	132
Tom Swindell	TRAD	3/27/2022	GA	239	536
Terry Marvin	FS	3/27/2022	MS	483	552
Scott Leviant	FS	3/27/2022	A	484	484
Rachel Howerton	BB	3/27/2022	A	337	546
Oscar Melendez	FS	3/27/2022	A	532	560
Norman Rice	BHFS	3/27/2022	GA	458	552
Nathan Collins	FS	3/27/2022	YA	471	471
Morgan Thomas	TRAD	3/27/2022	A	160	497
Luz Garces	FS	3/27/2022	A	477	477



Kurt Hoberg	FITA	3/27/2022	MS	445	544
Keith Huebner	FS	3/27/2022	A	513	563
Justin Lerma	FS	3/27/2022	A	527	575
Jim Collins	BHFS	3/27/2022	A	442	548
Jeff Owens	TRAD	3/27/2022	MS	295	528
Jeff Owens	LB	3/27/2022	MS	226	478
Jeff Owens	SB	3/27/2022	MS	128	128
James Stankovich	LB	3/27/2022	GA	231	504
Jaclyn Howerton	FITA	3/27/2022	A	328	483
J. Ritterbeck	FS	3/27/2022	A	479	558
J. Ritterbeck	LB	3/27/2022	A	202	496
George Conner	FS	3/27/2022	GA	444	555
Gary Howertron	BB	3/27/2022	MS	163	163
Curtis Hermann	TRAD	3/27/2022	GA	247	527
Charles Neace	FS	3/27/2022	A	509	549
Brian Rohrer	BB	3/27/2022	MS	217	499
Brian Carter	BHFS	3/27/2022	MS	476	548
Brian Carter	TRAD	3/27/2022	MS	209	209
Ben Spielman	LB	3/27/2022	A	181	181
Alejandro B (Guest)	FS	3/27/2022	A	536	536
Wendell Wright	LB	2/27/2022	GA	248	512
Tom Swindell	TRAD	2/27/2022	GA	183	501
Terry Marvin	FS	2/27/2022	MS	471	541
Sarah Dakin	BHFS	2/27/2022	A	293	467
Rachel Howerton	BB	2/27/2022	A	251	481
Oscar Melendez	FS	2/27/2022	A	517	556
Norman Rice	BHFS	2/27/2022	GA	420	522
Morgan Thomas	TRAD	2/27/2022	A	122	481
Matthew Ive	FS	2/27/2022	A	401	401
Luz Garces	FS	2/27/2022	A	459	459
Ken Downey	FITA	2/27/2022	A	392	502
Keith Huebner	FS	2/27/2022	A	488	488
Justin Lerma	FS	2/27/2022	A	498	498
Jim Collins	BHFS	2/27/2022	A	411	517

Jeff Owens	LB	2/27/2022	MS	262	495
Jeff Owens	TRAD	2/27/2022	MS	256	256
James Stankovich	LB	2/27/2022	GA	205	205
Jaclyn Howerton	FITA	2/27/2022	A	348	500
Jack Houghton	FITA	2/27/2022	Y	302	499
J. Ritterbeck	FS	2/27/2022	A	449	535
J. Ritterbeck	LB	2/27/2022	A	181	488
George Conner	FS	2/27/2022	GA	403	517
Gary Howertron	BB	2/27/2022	MS	155	155
Curtis Hermann	TRAD	2/27/2022	GA	205	491
Chris Cavaliere	TRAD	2/27/2022	A	210	210
Charlie Houghton	FITA	2/27/2022	C	125	471
Charles Neace	FS	2/27/2022	A	514	561
Brian Rohrer	BB	2/27/2022	MS	180	470
Brian Carter	BHFS	2/27/2022	MS	479	548
Brian Carter	TRAD	2/27/2022	MS	237	237
Wendell Wright	LB	12/26/2021	GA	216	216
Tom Swindell	TRAD	12/26/2021	GA	158	158
Tom Sheppard	TRAD	12/26/2021	GA	115	115
Terry Marvin	FS	12/26/2021	MS	478	478
Rachel Howerton	BB	12/26/2021	A	311	311
Oscar Melendez	FS	12/26/2021	A	489	489
Norman Rice	BHFS	12/26/2021	GA	425	425
Morgan Thomas	TRAD	12/26/2021	A	77	77
Justin Lerma	FS	12/26/2021	A	477	477
Julian Acebo (Guest)	BHFS	12/26/2021	MS	416	416
Joe Cavaleri	TRAD	12/26/2021	GA	83	83
Jim Collins	BHFS	12/26/2021	A	444	444
Jeff Owens	LB	12/26/2021	MS	297	297
Jaclyn Howerton	FITA	12/26/2021	A	423	423
J. Ritterbeck	FS	12/26/2021	A	456	456
J. Ritterbeck	LB	12/26/2021	A	152	152
George Conner	FS	12/26/2021	GA	432	432
Curtis Hermann	TRAD	12/26/2021	GA	180	180

Charles Neace	FS	12/26/2021	A	483	483
Brian Rohrer	BB	12/26/2021	MS	192	192
Brian Carter	BHFS	12/26/2021	MS	489	489
Wendell Wright	LB	11/28/2021	GA	292	292
Tom Sheppard	TRAD	11/28/2021	GA	97	97
Tom Sheppard	SB	11/28/2021	GA	83	83
Terry Marvin	FS	11/28/2021	MS	465	465
Scott Leviant	FS	11/28/2021	A	461	461
Sarah Dakin	BHFS	11/28/2021	A	352	352
Richard Silverio	BB	11/28/2021	A	149	149
Ramon Barajas	BHFS	11/28/2021	A	430	430
Rachel Howerton	BB	11/28/2021	A	255	255
Oscar Melendez	FS	11/28/2021	A	511	511
Norman Rice	BHFS	11/28/2021	GA	406	406
Nathan Collins	FS	11/28/2021	YA	446	446
Morgan Thomas	TRAD	11/28/2021	A	155	155
Kurt Hoberg	FITA	11/28/2021	MS	446	446
Ken Downey	FITA	11/28/2021	A	438	438
Joe Cavaleri	TRAD	11/28/2021	GA	107	107
Jim Collins	BHFS	11/28/2021	A	424	424
Jeff Owens	LB	11/28/2021	MS	271	271
James Stankovich	LB	11/28/2021	GA	223	223
Jaclyn Howerton	FITA	11/28/2021	A	341	341
Jack Houghton	FITA	11/28/2021	Y	341	341
J. Ritterbeck	FS	11/28/2021	A	466	466
J. Ritterbeck	LB	11/28/2021	A	130	130
George Conner	FS	11/28/2021	GA	443	443
Curtis Hermann	TRAD	11/28/2021	GA	226	226
Chef Robert Bogin	FS	11/28/2021	A	506	506
Charlie Houghton	FITA	11/28/2021	C	135	135
Charles Neace	FS	11/28/2021	A	502	502
Cassandra Silverio	BB	11/28/2021	C	179	179
Brian Rohrer	BB	11/28/2021	MS	199	199
Brian Carter	BHFS	11/28/2021	MS	473	473

Alejandro B (Guest)	FS	11/28/2021	A	514	514
Wendell Wright	LB	1/23/2022	GA	227	479
Tom Swindell	TRAD	1/23/2022	GA	146	146
Terry Marvin	FS	1/23/2022	MS	469	541
Sarah Dakin	BHFS	1/23/2022	A	384	384
Oscar Melendez	FS	1/23/2022	A	527	568
Norman Rice	BHFS	1/23/2022	GA	451	557
Morgan Thomas	TRAD	1/23/2022	A	135	485
Matthew Ive	FS	1/23/2022	A	427	427
Kurt Hoberg	FITA	1/23/2022	MS	418	418
Ken Downey	FITA	1/23/2022	A	439	439
Keith Huebner	FS	1/23/2022	A	494	494
Jim Collins	BHFS	1/23/2022	A	430	532
Jeff Owens	LB	1/23/2022	MS	249	479
Jeff Owens	TRAD	1/23/2022	MS	257	257
Jack Houghton	FITA	1/23/2022	Y	301	301
J. Ritterbeck	FS	1/23/2022	A	456	537
J. Ritterbeck	LB	1/23/2022	A	196	517
George Conner	FS	1/23/2022	GA	416	520
Chris Cavaliere	TRAD	1/23/2022	A	245	245
Charlie Houghton	FITA	1/23/2022	C	121	121
Charles Neace	FS	1/23/2022	A	508	558
Brian Rohrer	BB	1/23/2022	MS	224	508
Brian Carter	BHFS	1/23/2022	MS	456	526
Ben Spielman	LB	1/23/2022	A	97	97

**Keep stick'n them point ends in the target. Hope to see you around the range.**

**John Downey  
Tournament Director**

## FOR SALE

Hoyt Olympic style bow and related paraphernalia. Pics are below and mostly self-explanatory. Bought it in Colorado about 12 years ago but has been used it a total of maybe 20-25 times so it is in mint condition.

Original cost was about \$950 not including a top of the line carrying case, sight pin attachment, Easton hip quiver, aluminum arrows, finger tab, arm guard, Hoyt limb covers, bowstring and Hoyt bow manual which I'm including. Still have the original sales slip.



If interested, Contact Rob Lind @ [hrobertlind@gmail.com](mailto:hrobertlind@gmail.com)

## MORE FOR SALE

### Left Hand Bows

Contact James Stankovich  
[woodarrows@socal.rr.com](mailto:woodarrows@socal.rr.com)

1. "John Bowden" Bamboo Longbow 68" 55 lbs. @ 28" \$ 325.00
  2. "Thunder Mountain Flatbow" by Jay Barr  
(similar to longbow) 62" 55lbs. @ 28" = \$ 300.00
  3. " Holm Made" (Mfg.) Longbow Osprey model = \$350  
62" 42.5 lbs @ 28"
  4. "Black Widow" Recurve " Gray Bark with camo limbs  
Take Down (3 piece) 62" 62 lbs @ 29" with soft case = \$400
- CONTACT = James Stankovich @ [woodarrows@socal.rr.com](mailto:woodarrows@socal.rr.com)



805.581.1671


2150 Agate Court • Simi Valley, CA 93065

## The Last Bow Purchase, Part2

### “The Planning for a Hunt Begins!”

A column for the “Conejo Quiver” by Curtis Hermann April 2022

*Part 1 was a small story telling how I came to possess a 1954 Kodiak II recurve, a dozen 1967 Shakespeare fiberglass rifled arrows that were a perfect match to the Kodiak bow, a promise to myself to never buy another bow (a promise that was never kept), and another promise to use this bow and arrow on a big game hunt when I became old! Well that time has arrived and part 2 is documentation of that journey of trying to reprise the world of bowhunting as it was fifty years ago and make it come alive again.*



Deciding to hunt with a specific bow and arrow set up such as this 1954 Bear Kodiak II is an easy decision to make in the beginning. It is an emotional decision you make when your passion for the sport is ignited by a brainstorm fueled by sentimentality and nostalgia, or perhaps after ingesting a whole box of Girl Scout chocolate mint cookies. Either way, when this happens, you know that endorphins have taken over the cortex and common sense has been left behind in a heap of collateral damage. Yet you make the decision, your happy you did it, and your excited to get started.

#### **The planning begins!**

Now that the decision has been made to use this bow that was made when the Golden Age of Archery was in full swing - we must decide if a bow this old is actually safe to shoot and will hold up in the field. In all the years I've had this bow, I took it out to shoot only once.

It was a beautiful day on the top of Mount Pinos just west of Frazier Park about an hour north of Los Angeles. Rob Lind, his lovely

wife Lorna, and I had packed up our archery gear and drove to Mt. Pinos for a day of roving in the woods. This was pre-COVID when life was free of that concern.

When you arrive at the large oval parking lot you will find the Mt. Pinos hiking trail. West bound is on the left side and is a nice grade with about an 80-foot rise over about 450 yards through relatively open woods where it enters a large beautiful meadow at the tree line. With back quivers filled with colorfully crested Port Orford cedar arrows tipped with steel blunts we stalked and shot at dozens of the large egg-shaped pine cones that lay about. These large cones had been released from the many magnificent and stately Jeffery and Ponderosa pine trees that call this mountain top home. The Kodiak II had performed well this day and was a pure joy to carry and to shoot.

On the right side of the parking lot is the eastbound portion of the Mt. Pinos trail, it travels in a downhill direction and is even more open and the pines are even larger. There is a large walk-in campground on this side with many available camping sights, the woods here are also excellent for roving.

Anyway, we are now considering a serious hunt, so another examination of the Kodiak II was in order. On the bow itself it had only two areas of concern, the nick out of the front of the arrow shelf and the deteriorating strike plate on the shelf. After close examination of the arrow shelf, I realized that there was not actually a missing piece, it was just a section that had been removed at the factory and there was another on the other side. It was just that the leather grip had deteriorated and exposed this area on the shelf making it seem that it had been damaged. So, problem number one was now a non-issue. The leather grip on the riser would need to be changed just for cosmetic reasons.

The strike plate would have to be replaced as this one is about 50% gone. Replacing a strike plate is not a big job but finding the right material might be. The original strike plate had not been manufactured in fifty years and it is thinner than most that are on

the market today, so I will make my own from some very thin vinyl or leather if I can find a piece thin enough. This shelf at its widest point is only 1/4," so you can see that I have very little room to play with.



Curtis shooting the Kodiak II, making sure it is both safe and effective and still a "pure joy to shoot."

I began to realize that this bow had very few arrows shot through it, the damage on the strike plate and grip was just from almost seventy years of just drying out and falling apart. The only arrows

that were launched from this bow may have been on that day on Mt. Pinos.

The next thing was the Flemish twist bowstring, it too was as old as the bow and was dry but strong, a good wax job could bring it back into good shape. It was made of B-50 Dacron twisted tightly (but thick at the serving), so I thought I should check the nock fit on the Shakespeare rifled arrows I was to use. The fit was way too tight! The serving would have to be removed and replaced with a much thinner tread.

I had attempted to make a string for this bow with what little string making material I had left after having given away most of my string making tools and materials. It was a poor job, my skills in this area have definitely deteriorated, so I went for help. Tom Swindell has become a terrific string maker and will help solve this problem for me. Once the new string arrives, I will add some new fur silencers and it will be ready for the field.

Preparing the arrows are next, arrows that have never been tested, and I'm looking forward to seeing them fly!

**Arrow specifics:** 1967 Shakespeare rifled fiberglass arrows as shipped, In-the-box length 32" and weigh 472 grains or 14.7gpi (grains per inch). Insert weight 28 grains, broadhead weight 104 grains, fletching, 3 - 5" dyed greybar turkey feathers - yellow cock feather and blue hen feathers. After cutting to a length of 29 1/4" and adding a broadhead, I'm hoping for 550 - 560 grains of total arrow weight.

#### **Broadheads:**

If anybody has a few very old broadheads left over from this time period, it would be me. So, I fixed myself a cup of coffee and headed for my work bench in the garage. Sorting through jars, boxes, drawers and a couple of small tool boxes, I began to take inventory of the possibilities.

Laying out each model before me for inspection and musing over the advantages and disadvantages of each style, I began to select those that I thought would work well with this bow and arrow.



The "Shakespeare arrows" and "Bear" razor head broad heads that will be used on this hunt.

Laying out 4 Pearson Dead Heads, 4 Pearson Switch Blades (without the bleeder blade inserted), several MA-3 small blades, a few 5/16ths Zwicky Eskimos glue on heads that date back to the early fifties. Next in a small jar I found some early model Bear Razorheads (glue on) and an assortment of others that I rejected. Next a box of some 5 Hoyt 4 blades. In another small box was a batch of seven stainless steel Bear Razorheads with an aluminum screw-in ferrule that had slots for inserting what they called "bleeder blades". I never approved of "bleeder-blades" as they were not solidly attached and were made from very thin 1095 razor blade steel that easily broke on contact with bone or branch. Adding bleeder blades means an extra amount of kinetic energy will be required to push the broadhead through the vital area or chest of the game shot, I prefer to have the penetration advantage of just having the original main blade exposed. Without the bleeder blades they still remained a deadly broadhead.

Choosing to use a "screw on broadhead" meant finding new inserts for the fiberglass arrows as the inserts provided would only work with a "glue on" style of broadhead.

Two other models I wanted to consider, a Howard Hill broadhead which "in my mind and experience" is still the best designed broadhead ever developed for penetration. It is a 2-blade head that is 3 times as long as it is wide with a slight concave pattern to the blades edge but they were also heavy at 160 grains (which I felt was too heavy for this set up). The other model is a Hilbre two blade, also a long narrow style that makes for deep penetration. The unique thing about the Hilbre was the ferrule that was made from nylon infused plastic that required no glue for attachment. Just press and twist it over the cone of your insert or tapered end of your shaft and it would grab a hold of it. It made alignment really easy. For their size they were light (110 grains) and would definitely be in the running for this hunt.

Once I laid them out on the bench, I narrowed them down to the Pearson Switch Blades, the Hoyt 4 blades, the Hilbre's and the seven Bear Razorheads. The Bear Razorheads had been well used and would need some work, but in the end, they won out and I set them aside for weighing and sharpening. I can sharpen 4 for the hunt and reserve 3 for practice and to use in the CBH/SAA State Broadhead Tournament coming up. This model of Razorheads were a bit of an anomaly and were not on the market only for a few years, I'm lucky I have them. The Hilbre heads will be held in reserve just in case some flight issues develop while using the Bear Razorheads.


### **The quiver:**

The back quiver of choice for this adventure is a black 1950's "King" center back model that is 20" deep with a top width of 8" and 6" across the bottom. The main body was divided into three arrow sections that will easily handle the dozen Shakespeare fiberglass arrows. On the outside it has a large zippered pocket that was 12" long and 5" wide at the top and 3.5" wide at the bottom and 1.5" deep. Approximately 80 cubic inches of storage. It also carried a knife sheath on the side opposite the full-length pocket zipper that could handle a blade length of 5".

In the 1940's and 50's a back quiver was the primary way to carry arrows, especially in the field or hunt. Even during tournament season there might be as many back quivers on the range as field quivers. Today however the back quiver has been replaced with a bow quiver which has some good advantages for the hunter and by side field quivers for tournament use.

A back quiver is unique in that it will usually carry more arrows than other quiver designs, is usually speedier to use in the field, and it can carry extra gear that a hunter needs. It has been the archer's friend for thousands of years and will never really go away.

The pocket on this back quiver will carry three smaller kits. On the bottom will be a "field dressing kit" which will contain rubber gloves, small wet towels for clean-up, plastic bags for the heart and liver, a



**Black 1950's "King" Center Back Model Quiver**

hunting tag attachment set, and a knife sharpening stone. On top of that will be a "blood trailing kit" consisting of some tracking tape, a tape measure and a 2oz spray bottle of peroxide. On the top will be a small "First Aid Kit" and stuffed along-side these kits will be a spare bowstring that has been broken in and fit with string silencers. On

the outside of this pocket will be a fixed blade knife suitable for field dressing and skinning.

**The knife:**

In picking a period specific knife for this adventure was somewhat difficult for me, as I have many knives to sort through and to finally settle on one was hard.



Fixed blade "Western" 5-inch Sheath Knife

The one I eventually chose is a fixed blade with a five-inch blade of stainless steel with a blood groove and a full sweep to the tip. This knife is one I had restored to its original state after it had seen a lot of abuse from a previous owner. The brand markings were lost in the process, but I suspect it was a "Western" manufactured in those days in Denver, Colorado. The handle is true antler and the pommel was aluminum and it had a light brass finger guard typical of the time period.

With the exception of a tab or glove and armguard, the above is a good period specific archery setup for a nostalgic wilderness adventure. A 1954 Bear Archery Kodiak II compass handle 50lb draw bow with 1967 Shakespeare fiber glass arrows in a 1950's King back quiver and period Bear Archery "Razorhead" broad heads and a 1960's hunting knife, we are truly ready for this nostalgic wilderness adventure hunt!

Equipment wise, I'm satisfied that we have been true to the time period of the "Golden Age of Archery" and are ready to accomplish the goal we have set.

Five CVA members (Ben Shirley, Windell Wright, Jeff Owens, Bob Bombardier and Yours Truly) have put in for a Pronghorn Antelope Hunt in the high prairie south of Craig, Colorado near the Yampa river in the summer heat of August. This should prove to be a perfect choice of a hunt to test the Kodiak bow and Shakespeare arrows. One could not choose better hunters in which to share camp and hunting with, this is going to be a hunt to remember!

So, stay tuned in for part three as we set up a couple of special hunts locally to go along with our Colorado adventure and do our best to bring home the game the way our forefathers did it!

Till then, keep those arrows in the air,  
Curtis



## ADOPT-A-TARGET (CVA Roving Range)

Most of our target lanes have been adopted. If interested in adopting one you can contact one of the Board Members.

Jbd

Targett	Distance	Adopter
1	35 yrd. fan field 36 yrd fan hunter	Ben Shirley
2	30 yrd. field 32 yrd hunter	Ben Shirley
3	20 yrd. field 19 yd walk-up hunter	Tom Swindell
4	35 ft. walk-up field 11 yrd hunter	Luttrell Family
5	80 yrd. walk-up field 70 yrd. walk-up hunter	Norm Rice
6	25 yrd field 28 yrd. fan hunter	William Bachellar
7	55 yrd field 53 yrd walk-up hunter	J Ritterbeck
8	45 yrd walk-up field 44 yrd hunter	Jeff Owens
9	15 yrd. field 15 yrd. walk-up hunter	Ron Riley
10	65 yrd. field 64 yrd. walk-up hunter	Brian Carter
11	40 yrd field 40 yrd. Hunter	Norm Rice
12	60 yrd field 58 yrd. walk-up	Jackie Rice
13	45 yrd field 23 yrd. walk-up hunter	Tom Roberts
14	50 yrd. field 48 yrd walk-up hunter	Mike Chase
15	45 yrd. walk-up field 44 yrd. hunter	JOAD Parents

16	50 yrd. field 48 yrd. hunter	Wendell Wright
17	20 yrd field 19 yrd. walk-up hunter	JOAD Parents
18	80 yrd. walk-up field 70 yrd walk-up hunter	Jake Anderson w John Somers & Jonathan Sylvester
19	55 yrd. field 53 yrd. walk-up hunter	Marc Albanza
20	25 yrd. field 28 yrd. fan hunter	Ruthie Haskins
21	35 yrd. fan field 36 yrd fan hunter	Arthur Robertson
22	30 yrd. field 32 yrd. fan hunter	Phil Bruno
23	35 ft. walk-up field 11 yrd. Hunter	Steve Mahoney
24	45 yrd. field 23 yrd. walk-up hunter	William Bachellar
25	65 yrd. field 64 yrd. walk-up hunter	Curtis Perry
26	60 yrd field 58 yrd. walk-up	Jeffrey Del Bosque & Catherine Cavadini
27	15 yrd. field 15 yrd. walk-up hunter	Ramon Barajas
28	40 yrd. field 40 yrd. hunter	Thomas Cayia
	20 yd practice butts running pig	Thomas Cayia

## CVA CONTACT INFORMATION

<b>BOD Member</b>	<b>Position</b>	<b>E-Mail</b>	<b>Phone</b>
Kurt Hoberg	President, Coach	<a href="mailto:president@cvarchers.com">president@cvarchers.com</a>	805-552-9934
Cathy Linson	Vice President	<a href="mailto:vicepresident@cvarchers.com">vicepresident@cvarchers.com</a>	805-791-5102
Scott Leviant	Secretary, Tournament Range Chairman, Coach	<a href="mailto:secretary@cvarchers.com">secretary@cvarchers.com</a>	213-590-6370
Genevieve Ivie	Treasurer, Instructor	<a href="mailto:treasurer@cvarchers.com">treasurer@cvarchers.com</a>	805-657-9742
Mike Keena	Board Member, Field Range Captain	<a href="mailto:mkeena@cvarchers.com">mkeena@cvarchers.com</a>	805-527-4585
Bryan Tanger	3D Range Captain	<a href="mailto:cva3dshooter@gmail.com">cva3dshooter@gmail.com</a>	
Kevin Cloepfil	Board Member		805-390-1059
Bill Davis	Board Member, Instructor		805-208-7002
David Jockisch	Board Member, Publicity Chair	<a href="mailto:davidjockisch@yahoo.com">davidjockisch@yahoo.com</a>	
Erik Hammerquist	Board Member	<a href="mailto:emammerquist@outlook.com">emammerquist@outlook.com</a>	818-515-4465
Brian Carter	Board Member, Instructor	<a href="mailto:reiadvisor@yahoo.com">reiadvisor@yahoo.com</a>	818-232-1580
Clark Pentico	Previous Club President	<a href="mailto:clarkp@cvarchers.com">clarkp@cvarchers.com</a>	805-630-1749
Ken Downey	JOAD Program - Lead Coach	<a href="mailto:ken.downey@cvarchers.com">ken.downey@cvarchers.com</a>	805-231-6135
John Downey	Newsletter Editor, Club Tournament Chair, Coach	<a href="mailto:editor@cvarchers.com">editor@cvarchers.com</a>	805-527-4894
Bonnie Marshall	Membership Chair, Coach		805-328-4721
Noah Barlow	Volunteer Hours Coordinator		
Richard C. Silverio	Volunteer Hours Coordinator Communications, Instructor	<a href="mailto:richardcsilverio@yahoo.com">richardcsilverio@yahoo.com</a>	818-442-5182
Dennis McKaig	Volunteer Hours Coordinator	<a href="mailto:cvamemberhours@gmail.com">cvamemberhours@gmail.com</a>	

# **CONEJO QUIVER**

**May 2022 Issue**



**The May Club Shoot and General Meeting occurred on May 22, 2022 per our normal schedule. The next Club Shoot and Meeting (11:30am) will occur on June 26, 2022. Please wear an appropriate protective face covering while on the range and during the meeting if you haven't already received all of your COVID-19 vaccinations.**

## FROM THE EDITOR

John Downey, Editor


Welcome to the May issue of the Conejo Quiver.

Most of our regular writers (Kurt, Cathy, Bonnie, Richard, and Curtis) are with us again this month, though a few did take some time off.

We have a lot of photos from the CVA Traditional Shoot this month for you to peruse. I'm sure you will find them interesting. I big thanks to Bob Bombardier and all the numerous others that helped to put this tournament on. It is always well-received by the attendees and this year was no different.

Hope to see you around the range.

Regards  
John Downey, Editor



## From the Desk of the President

Kurt Hoberg



### CVA Range News

**Overall Range News:** The range is still 'weedy', even though things are drying out there are still areas on the range that need attention. There are some adopted lanes that haven't been touched at all this year by their owners, so please follow through on your commitment to the club and keep your lane shootable. As a reminder, there are tools in the Valley West bin that can be used, be sure to return them as you found them once you are done.

**Level 1 / Level 2 Instructor Certification Practical:** The L1 / L2 practical is scheduled for Sunday June 5<sup>th</sup> and the classes are open on the Sport80 WEB site. As of today, I have one student signed up, so there is room!

If you are interested, you'll need to follow the instructions to take the online course for the level of certification you are interested in. You need to complete the online course and pass the test before you can be eligible for the practical.

<https://www.usarchery.org/coaches/become-a-coach/level-1-instructor-certification>

<https://www.usarchery.org/coaches/become-a-coach/level-2-instructor-certification>

The L1 Practical is \$40, and the L2 (which includes L1) is \$80. Please reach out to me if you have questions.

**Public Session:** Its starting to get busy as the good weather is bringing people out. This is a great opportunity for those Level 1 and 2 instructors to retire some volunteer hours, so be sure to sign up to help! Watch for Richard Silverio's emails.

I'll be looking to have a couple of more volunteers help with the 300 round, as I want to focus more on shooting rather than running PS events. If you are interested in assisting let me know. It's a great way to retire ½ hour to 45 minutes of volunteer time weekly.

If you are interested in shooting for awards, you need to be a USA Archery Member, participation in the pin program is \$10 per year per shooter, and awards cost \$5 when the score is shot. Please reference the following USA Archery site for the details:

<https://www.usarchery.org/participate/achievement-awards>

**CVA Treasurer Needed (*BECOMING CRITICAL*):** Genevieve Ivie, who has been CVA's treasurer for the last few years, will be stepping down at the end of the year due to work commitments. I want to thank Gen for her service and exemplary way she has handed our finances. While she will still be associated with the club, she simply does not have the time to continue in her current capacity as Treasurer.

**The Treasurer for a non-profit is the most important volunteer position, as without a Treasurer we cannot have a non-profit, and without our non-profit status our club charter, lease, etc. all goes away. So – we need a Treasurer, and we need one quickly so the training and handoff can happen as soon as possible.**

If you have an interest in taking a personal stake in our Club's ongoing success, have the ability to attend the BOD and General monthly meetings, and can review club finances on monthly basis, please reach out to me or any other Board Member to discuss.

### **Tournament News**

**CVA Traditional:** Another great shoot, thanks to Bob Bombardier, Jeff Owens, Wendel Wright, and all volunteers that made this shoot happen.

**CA State Outdoor, June 2022:** Assignment sheets are posted! This is a huge shoot and we need as much assistance to run it successfully, so please sign up, even if you can only give the club a couple of hours. Our club's support of this shoot is impetorative, we need as

much help as our volunteers can give! Work parties on the weekend need as many people as can help, we need to get the Tournament Range, parking lot (every available space), and spectator areas completely cleared of weeds. As of today, only 9 club members have signed up to help. Here is the link to the signup for State Outdoor:

<https://signup.com/client/invitation2/secure/927028050956520061/false#/invitation>

For those who volunteer for both range setup on Thursday, June 23<sup>rd</sup> and range teardown on Sunday afternoon, June 25<sup>th</sup>, I will let you shoot the tournament for free. Before signing up for the tournament please reach out to me so I can help you through the registration process, so your fees are waived.

Tournament dates are - setup on Thursday June 23<sup>rd</sup>, kids shooting Friday the 24<sup>th</sup>, the adults shooting the 25<sup>th</sup> and 26<sup>th</sup>, and teardown happening the afternoon of Sunday June 26<sup>th</sup>.

**Pasadena Senior Games:** CVA will be hosting the games again this year for both the Pasadena and San Diego Sr. Centers. The dates are, range setup on Friday July 8<sup>th</sup>, American 900 round on Saturday July 9<sup>th</sup>, and a double 300 round on Sunday, July 10<sup>th</sup>. This shoot is for the over 50yr old crowd. Signups for volunteer help are posted.

Be sure to check the USA Archery schedule, the CBH newsletter, and social media for status of a scheduled shoot. Schedules seem to change frequently, and often at the last minute.

If you shot a tournament and earned a medal, please let me know so I can recognize your achievements. We are proud of our CVA shooters and want to celebrate your wins!

Please click the links below for more info if you are interested in shooting these tournaments:

- CA Archery is using the USA Archery WEB site to schedule tournaments. Browse to <https://www.usarchery.org/events/find-an-event> to find and schedule out the event of interest.

- CBH/SAA: <https://www.cbhsaa.net/EventCalendar>

### **Range Security**

We continue to have issues with members not locking the tournament range gate. This has to stop, as we have a sizable investment of equipment and targets that needs to be secured. We are taking steps to identify those who are 'lock challenged' and I will be contacting those identified for some remedial lock instruction.

If you are leaving the range, lock the gate. If you are coming onto the range, lock the gate behind you. If you are unsure if you should lock the gate – lock the gate. Be careful with the locks, don't drop them, or use them as pry-bars, hammers, etc.

All club members must do their part to secure our range.

See you on the range!

Your President,

Kurt

Remember, archery is easy. Shoot a 10, do it again!

### **STOLEN**

David Kim, Woodley Park Archers, reported that some Archery Equipment was stolen from his car. Please keep an eye out for them.

- Darton Clipper recurve
- Mathews Switchback
- Amazon Woody
- Eberlestock backpack

Thanks Bonnie

## **CVA Volunteer Opportunities**

Bonnie Marshall

Please connect directly with me to discuss any of the following opportunities to complete your committed hours.

- Tournament Registration/Cash Handling
- Eagle Scout/Gold Award Project Coordinator
- Historian
- Open House Coordinator
- Promotional Sales
- Emergency Preparedness Range Certification Officer
- Banquet Coordinator
- Office Admin
- Answering Service Processing

Some of these positions are obviously long term and some require attendance at all General Meetings or events.

I would like to thank Morgan Thomas for stepping up to start training for the Membership Chairman position. Hopefully she will find it a good match and I will continue to assist her in that role.

I can be reached through the Answering Service number, at any General Meeting or for a short chat at the Public Session Range between 11-1pm.

Thank you for your consideration of these positions to further support the club.

Bonnie Marshall

## VP Article

Cathy Linson

### Middle Ridge Trail

I wanted to take a minute and talk about the new Middle Ridge Trail which was designed and constructed for the most part by our Traditional Shooters. The 17-target range features a variety of 3D targets that look almost new; it is hard to believe they are all recycled and repaired. The range is designed so that even a complete beginner can easily shoot each of the targets which are clearly marked with complete instructions. It's a nice hike with some great views so try it out when you get the chance.

The table below shows what animals are included at each target and who is taking care of that target to make sure it remains an excellent adventure. The group is working together so if someone needs to be away for a while no target will be taken over by the mustard. So, after you shoot it take a moment to thank the folks that are keeping it nice for you.

Middle Ridge Trail		
Target #	Adopter	Type
1	Arthur Robertson	Rabbit
2	Arthur Robertson	Bear
3	Ben Shirley	Raccoon
4	Ben Shirley	Coyote
5	Ben Shirley	Coyote
6	Rogelio Segundo	Deer
7	Brian Carter	Caribou
8	Brian Carter	Standard Brown Bear

9	Carlos Parada	Deer
10	Carlos Parada	Deer
11	Brian Rohrer	Turkey Flock
12	J Ritterbeck	Raccoons & Ground Hogs
13	J Ritterbeck	Black Crow & Raccoon
14	Wendell Wright	Deer in Meadow
15	Tom Swindell	Antelope, Turkey & Pig
16	Jeff Owens	Deer & Dogs
17	Sarah Villalobos	Black Boar, Pig & Standing Bear

See you at the range,

Cathy Linson  
Vice President  
Conejo Valley Archers  
cmlinson@yahoo.com  
805-791-5102



**805.581.1671**

2150 Agate Court • Simi Valley, CA 93065

## CVA Volunteer Opportunities

Bonnie Marshall

Please connect directly with me to discuss any of the following opportunities to complete your committed hours.

- Tournament Registration/Cash Handling
- Eagle Scout/Gold Award Project Coordinator
- Historian
- Open House Coordinator
- Promotional Sales
- Emergency Preparedness Range Certification Officer
- Banquet Coordinator
- Office Admin
- Answering Service Processing

Some of these positions are obviously long term and some require attendance at all General Meetings or events.

I would like to thank Morgan Thomas for stepping up to start training for the Membership Chairman position. Hopefully she will find it a good match and I will continue to assist her in that role.

I can be reached through the Answering Service number, at any General Meeting or for a short chat at the Public Session Range between 11-1pm.

Thank you for your consideration of these positions to further support the club.

Bonnie Marshall

## May Celebrity Archer

From November 1954 - Roy Rogers Comics



[Early Roy Rogers Comics : Free Download, Borrow, and Streaming : Internet Archive](#)



## Snake Bite – First Response Protocols

You may be unsure whether you've gotten a snake bite or an unrelated injury. Some signs of a bite include puncture marks at the site of the wound, pain and swelling as well as neurological symptoms such as blurred vision or numbness and tingling of your face and limbs.

If you or another person, are bitten, try to remember the color and shape of the snake, because that may help medical professionals treat the injury.

1. Sit down and stay CALM
2. Do NOT apply a tourniquet
3. Do NOT suck on the wound
4. Stay calm, and alert any immediate local assistance to coordinate transportation to hospital, or call 911 – arrange to meet emergency vehicles at gates

### Site addresses:

- **Main Gate:** Tapo Canyon Park – 4651 Tapo Canyon Road
- **Tournament Range side:** 5000 Bennet Road

5. Wash the wound with warm, soapy water if possible
6. Circle the site of the bite with a Sharpie and write the time next to it. You should keep a list of your symptoms and periodically update it, as that could help the medical team that treats you.

7. Cover the wound with a clean, dry dressing. **First-Aid kits** are posted all around the range areas at Main Kitchen, Stage area, between Targets #12 and #13 at the portable restroom, 3D Shade structure, Tournament Range, and the Public Session Range.
8. Remove jewelry and watches, which will be much harder to get off if your limbs start to swell.
9. If you begin to experience anaphylaxis, including swelling of the face and throat, hives or difficulty breathing, use an EpiPen if you have one.
10. **VERY IMPORTANT** – Call ahead to the local hospital to alert them that you are bringing in a rattlesnake bite victim and verify they have anti-venom immediately available at the site.

Local Hospitals that generally have or have access to anti-venom onsite:

- Los Robles Hospital – Thousand Oaks – 805-497-2727
- Adventist Health – Simi Valley – 805-955-6000

Report the incident to the club as soon as possible.



## FROM THE DESK OF OUR VOLUNTEER COORDINATOR (COMMUNICATIONS)

Richard C. Silverio



Greetings fellow CVA working member,

Happy Memorial Day! I just wanted to share a few important volunteer announcements below. This month and next will have plenty of volunteer opportunity to build volunteer hours for our working members. Please make sure to read my column as you may find something that will help you build those hours that you may need for the club year.

### I. VOLUNTEER WORK:

**Kevin Cleopfil** and **Mike Keena** will be hosting a work party and they will be working at the **tournament range** from **6:00am to 9:00am** for the **next 4 weeks** getting the tournament range ready for the California State Outdoor Championship tournament. They will be organizing another one this Saturday, May 28th. They can get all the help they can get and need volunteers to help out. If you can help out, please do so.

Upon arriving, please see Kevin Cleopfil so that he can credit you your work hours and will allocate work for you to do that day.

Information for this upcoming work party:

**Meeting Place:** *Tournament Range Parking Lot*

**Date:** *May 28, 2022*

**Time:** *6:00 AM pst - 9:00 AM pst*

**Check-In With:** *Kevin Cleopfil*

Please bring weed eaters, shovels and hoes if you have any for this

work party. The early mornings at our range can get very cold, please wear outfits to keep you warm. It may also get hot later on and we would recommend for you to bring sun screens.

**If you plan to shoot the California State Outdoor tournament that our club is hosting on June 2022, you can shoot this for free!**

**HOW?** if you volunteer to do **set up** and **take down** before and after the State Outdoor Tournament. I created an online sign-up sheet. Please feel free to sign-up and let our Club President, **Kurt Hoberg** knows so that he will provide you with a promo code that you can use prior to registering for the State Outdoor Tournament on the USA Archery website. Here is the online sign-up link:

[2022 California State Outdoor Tournament Online Sign-Up](#)

We can get all the help for this very big event. Registration is coming close to 300 participants. **If you can put even an hour of volunteer work, that would be very helpful and greatly appreciated.**

### II. VOLUNTEER OPENINGS:

We are still in need of instructors and coaches to help run the public sessions on Saturdays from 9:00 am till 1:00 pm. If you are interested to help in that area, you will need to be a USA Archery certified instructor or coach.

**NOTE:** Our club president, Kurt Hoberg will be conducting the Practical portion of the USA Archery Level 1 / Level 2 Instructor Certifications on Sunday, June 5<sup>th</sup> 8am-4pm on the CVA Public Session Range. This is a great way to fulfill your CVA Work Hours, and to help the Club in a highly rewarding manner. Please check out the following links to review the requirements for each Certification Level.

- Level 1 Instructor Certification  
Information: <https://www.usarchery.org/coaches/become-a-coach/level-1-instructor-certification>
- Level 2 Instructor Certification  
Information: <https://www.usarchery.org/coaches/become-a-coach/level-2-instructor-certification>

Below are the links to sign up for the Practical Course of interest:

- Level 1 Instructor Certification  
Practical: <https://usarchery.sport80.com/#/200542/e/course/s/39860>
- Level 2 Instructor Certification  
Practical: <https://usarchery.sport80.com/#/200542/e/courses/39861>

**NOTE:** The requisites listed in the links above need to be completed before you can register for a Practical Course.

#### Club Treasurer Needed:

**Genevieve Ivie** is stepping down as treasurer for our club, and a replacement for her is needed. We would like to train her replacement as soon as possible, hopefully before our next Club Calendar Year begins in October 2022.

If you are interested, please contact our Club President, Kurt Hoberg at [president@cvarchers.com](mailto:president@cvarchers.com)

**Bonnie Marshall** has other volunteer opportunities openings if working at the range is too physically demanding for you. Please contact Bonnie Marshall at [bmarshall79@verizon.com](mailto:bmarshall79@verizon.com) for more information.

#### LANE ADOPTION:

- Target Lane 18
- Target Lane 20 - 28 Yard Fan
- Target Lane 26 – 58 Yard Walk Up

The above lanes are open for adoption. This would be another good way to make up your hours and can be done at your own pace. If interested, please contact our Club Vice President Cathy Linson for more information at [cmlinson@yahoo.com](mailto:cmlinson@yahoo.com)

Lane 26 also needs clean up. If you are able to clean any of these lanes, please take before and after pictures and please send those along with the number of hours you worked to Cathy Linson so that your time will be credited.

Please continue to look out for emails on other upcoming volunteer opportunities. If you have any questions or concerns, please contact our Club Vice President, **Cathy Linson** at [cmlinson@yahoo.com](mailto:cmlinson@yahoo.com) or by calling her at 805-791-5102.

You can also contact me at [richardcsilverio@yahoo.com](mailto:richardcsilverio@yahoo.com).

Thank you and see you at the range,

#### **Richard C. Silverio**

*Volunteer Coordinator/USA Archery Level 3 NTS Coach, Instructor Trainer  
Conejo Valley Archers  
richardcsilverio@yahoo.com*

# A few Pic's from the Traditional Tournament


Courtesy of Bill Perry & Joe Cavaleri



















## For Sale, Brand New

Hoyt Altus FX, SVX

Smoke gray with black limbs

70lbs

Module for 29" and 28" draw

Axle to axle 35 3/4"

65% let off

Bought another bow. Before this one came in. \$1800 new. Special deal \$1,000

Danny - [Onegrip@pacbell.net](mailto:Onegrip@pacbell.net)



## Club Tournament News

John Downey – Tournament Director



We had a nice turnout for the April Club Shoot. Thirty archers made the round and turned in score cards – a good turnout indeed.

Charles Neace turned in the top handicapped score of 557 (520 Scratch). Keith Huebner (551, 505) and Oscar Melendez (540, 519) followed him in second and third.

Ben Spielman had the top Traditional Score of 526 (206 Scratch). Brian Carter was two points back at 524 (266 Scratch), and Jeff Owens came in at 502 (251 Scratch).

It is interesting to note that approximately one third of the archers shot compound in April, while the other two thirds either shot Barebow, FITA, or one of the Traditional Classes (Trad Recurve, Long Bow or Selfbow). It is nice to see all the various shooting styles represented.

I thought I would also include the current standings this month for some the trophies that we will be awarding in October. Of course, there is still a lot of time for this to change.

### Golden Ager Championship Best Three Handicapped Scores

#### GA Championship Standings For the Club Year 2021-2022

Rank	Name	Avg. Best 3 Scores	Style
1	Norman Rice	543.7	BHFS
2	George Conner	530.7	FS
3	Wendell Wright	511	LB

## Club Championship Trophy Standings

(Average of Best Five Handicapped Scores)

#### Club Championship Standings For the Club Year 2021-2022

Rank	Name	Avg. Best 5 Scores	Style
1	Oscar Melendez	548.8	FS
2	Charles Neace	545.4	FS
3	Terry Marvin	531.6	FS
4	Brian Carter	531.4	BHFS
5	Jim Collins	516.2	BHFS

## Club Perpetual Trophy

(Scratch Total for 10 Club Shoots)

#### Club Perpetual Trophy Highest Scratch Scores For the Club Year 2021-2022

Rank	Name	Scratch Total	Avg. Score	Style
1	Oscar Melendez	3095	515.8	FS
2	Charles Neace	3036	506	FS
3	Brian Carter	2853	475.5	BHFS
4	Terry Marvin	2846	474.3	FS
5	Jim Collins	2586	431	BHFS

Keep stick'n them point ends in the target. Hope to see you around the range.

John Downey  
Tournament Director

## April Club Shoot Results

Name	Division	Scratch Score	Style	Handicap	Handicap Score
Charles Neace	A	520	FS	37	557
Keith Huebner	A	505	FS	46	551
Oscar Melendez	A	519	FS	30	549
Alejandro B (Guest)	A	518	FS	30	548
Brian Carter	MS	480	BHFS	66	546
Terry Marvin	MS	480	FS	66	546
Justin Lerma	A	505	FS	40	545
Ken Downey	A	433	FITA	111	544
Jaclyn Howerton	A	374	FITA	168	542
Jim Collins	A	435	BHFS	105	540
Matthew Ive	A	423	FS	114	537
Nathan Collins	YA	450	FS	84	534
Luz Garces	A	456	FS	77	533
Ben Spielman	A	208	LB	318	526
Brian Carter	MS	266	TRAD	258	524
Wendell Wright	GA	267	LB	242	509
Sarah Dakin	A	327	BHFS	181	508
Brian Rohrer	MS	225	BB	282	507
Jeff Owens	MS	251	LB	251	502
Jeff Owens	MS	269	TRAD	230	499
Jack Houghton	Y	288	FITA	210	498
Rachel Howerton	A	276	BB	218	494
James Stankovich	GA	210	LB	276	486
Charlie Houghton	C	122	FITA	350	472
Norman Rice	GA	451	FS	0	451
Morgan Thomas	A	100	TRAD	346	446
Cassandra Silverio	C	229	BB	0	229
Richard Silverio	A	211	BB	0	211
Wendell Wright	GA	146	SB	0	146
Jeff Owens	MS	91	SB	0	91

## All Scores to Date

Name	Division	Scratch Score	Style	Handicap Score	Date Shot
Wendell Wright	GA	267	LB	509	4/24/2022
Jeff Owens	MS	269	TRAD	499	4/24/2022
Norman Rice	GA	451	FS	451	4/24/2022
Richard Silverio	A	211	BB	211	4/24/2022
Cassandra Silverio	C	229	BB	229	4/24/2022
Morgan Thomas	A	100	TRAD	446	4/24/2022
Luz Garces	A	456	FS	533	4/24/2022
Brian Rohrer	MS	225	BB	507	4/24/2022
Ben Spielman	A	208	LB	526	4/24/2022
James Stankovich	GA	210	LB	486	4/24/2022
Jeff Owens	MS	251	LB	502	4/24/2022
Matthew Ive	A	423	FS	537	4/24/2022
Rachel Howerton	A	276	BB	494	4/24/2022
Jaclyn Howerton	A	374	FITA	542	4/24/2022
Terry Marvin	MS	480	FS	546	4/24/2022
Nathan Collins	YA	450	FS	534	4/24/2022
Jim Collins	A	435	BHFS	540	4/24/2022
Alejandro B (Guest)	A	518	FS	548	4/24/2022
Justin Lerma	A	505	FS	545	4/24/2022
Keith Huebner	A	505	FS	551	4/24/2022
Charles Neace	A	520	FS	557	4/24/2022
Oscar Melendez	A	519	FS	549	4/24/2022
Brian Carter	MS	480	BHFS	546	4/24/2022
Wendell Wright	GA	146	SB	146	4/24/2022
Jeff Owens	MS	91	SB	91	4/24/2022
Ken Downey	A	433	FITA	544	4/24/2022
Sarah Dakin	A	327	BHFS	508	4/24/2022
Jack Houghton	Y	288	FITA	498	4/24/2022
Charlie Houghton	C	122	FITA	472	4/24/2022
Brian Carter	MS	266	TRAD	524	4/24/2022
Luz Garces	A	477	FS	477	3/27/2022
Jim Collins	A	442	BHFS	548	3/27/2022
Nathan Collins	YA	471	FS	471	3/27/2022
Terry Marvin	MS	483	FS	552	3/27/2022
Gary Howertron	MS	163	BB	163	3/27/2022
Jaclyn Howerton	A	328	FITA	483	3/27/2022
Rachel Howerton	A	337	BB	546	3/27/2022
Wendell Wright	GA	260	LB	512	3/27/2022
Brian Rohrer	MS	217	BB	499	3/27/2022
James Stankovich	GA	231	LB	504	3/27/2022
Ben Spielman	A	181	LB	181	3/27/2022

Morgan Thomas	A	160	TRAD	497	3/27/2022
Kurt Hoberg	MS	445	FITA	544	3/27/2022
Scott Leviant	A	484	FS	484	3/27/2022
George Conner	GA	444	FS	555	3/27/2022
J. Ritterbeck	A	202	LB	496	3/27/2022
J. Ritterbeck	A	479	FS	558	3/27/2022
Brian Carter	MS	476	BHFS	548	3/27/2022
Brian Carter	MS	209	TRAD	209	3/27/2022
Jeff Owens	MS	226	LB	478	3/27/2022
Oscar Melendez	A	532	FS	560	3/27/2022
Charles Neace	A	509	FS	549	3/27/2022
Keith Huebner	A	513	FS	563	3/27/2022
Alejandro B (Guest)	A	536	FS	536	3/27/2022
Justin Lerma	A	527	FS	575	3/27/2022
Curtis Hermann	GA	247	TRAD	527	3/27/2022
Norman Rice	GA	458	BHFS	552	3/27/2022
Jeff Owens	MS	295	TRAD	528	3/27/2022
Tom Swindell	GA	239	TRAD	536	3/27/2022
Wendell Wright	GA	132	SB	132	3/27/2022
Jeff Owens	MS	128	SB	128	3/27/2022
George Conner	GA	403	FS	517	2/27/2022
Brian Carter	MS	479	BHFS	548	2/27/2022
Brian Carter	MS	237	TRAD	237	2/27/2022
Ken Downey	A	392	FITA	502	2/27/2022
Charlie Houghton	C	125	FITA	471	2/27/2022
Jack Houghton	Y	302	FITA	499	2/27/2022
Sarah Dakin	A	293	BHFS	467	2/27/2022
Matthew Ive	A	401	FS	401	2/27/2022
Morgan Thomas	A	122	TRAD	481	2/27/2022
Brian Rohrer	MS	180	BB	470	2/27/2022
Jeff Owens	MS	262	LB	495	2/27/2022
Gary Howertron	MS	155	BB	155	2/27/2022
Rachel Howerton	A	251	BB	481	2/27/2022
Jaclyn Howerton	A	348	FITA	500	2/27/2022
J. Ritterbeck	A	181	LB	488	2/27/2022
J. Ritterbeck	A	449	FS	535	2/27/2022
Keith Huebner	A	488	FS	488	2/27/2022
Oscar Melendez	A	517	FS	556	2/27/2022
Justin Lerma	A	498	FS	498	2/27/2022
Charles Neace	A	514	FS	561	2/27/2022
Jim Collins	A	411	BHFS	517	2/27/2022
Terry Marvin	MS	471	FS	541	2/27/2022
James Stankovich	GA	205	LB	205	2/27/2022
Curtis Hermann	GA	205	TRAD	491	2/27/2022

Tom Swindell	GA	183	TRAD	501	2/27/2022
Jeff Owens	MS	256	TRAD	256	2/27/2022
Chris Cavaliere	A	210	TRAD	210	2/27/2022
Wendell Wright	GA	248	LB	512	2/27/2022
Norman Rice	GA	420	BHFS	522	2/27/2022
Luz Garces	A	459	FS	459	2/27/2022
Tom Swindell	GA	146	TRAD	146	1/23/2022
Chris Cavaliere	A	245	TRAD	245	1/23/2022
Jeff Owens	MS	249	LB	479	1/23/2022
Jeff Owens	MS	257	TRAD	257	1/23/2022
Norman Rice	GA	451	BHFS	557	1/23/2022
Morgan Thomas	A	135	TRAD	485	1/23/2022
J. Ritterbeck	A	196	LB	517	1/23/2022
Terry Marvin	MS	469	FS	541	1/23/2022
Jim Collins	A	430	BHFS	532	1/23/2022
Keith Huebner	A	494	FS	494	1/23/2022
Oscar Melendez	A	527	FS	568	1/23/2022
Charles Neace	A	508	FS	558	1/23/2022
Brian Carter	MS	456	BHFS	526	1/23/2022
Kurt Hoberg	MS	418	FITA	418	1/23/2022
Charlie Houghton	C	121	FITA	121	1/23/2022
Sarah Dakin	A	384	BHFS	384	1/23/2022
Ken Downey	A	439	FITA	439	1/23/2022
Jack Houghton	Y	301	FITA	301	1/23/2022
J. Ritterbeck	A	456	FS	537	1/23/2022
Matthew Ive	A	427	FS	427	1/23/2022
George Conner	GA	416	FS	520	1/23/2022
Ben Spielman	A	97	LB	97	1/23/2022
Wendell Wright	GA	227	LB	479	1/23/2022
Brian Rohrer	MS	224	BB	508	1/23/2022
Brian Carter	MS	489	BHFS	489	12/26/2021
J. Ritterbeck	A	456	FS	456	12/26/2021
Jeff Owens	MS	297	LB	297	12/26/2021
Brian Rohrer	MS	192	BB	192	12/26/2021
Tom Sheppard	GA	115	TRAD	115	12/26/2021
Morgan Thomas	A	77	TRAD	77	12/26/2021
Wendell Wright	GA	216	LB	216	12/26/2021
J. Ritterbeck	A	152	LB	152	12/26/2021
Terry Marvin	MS	478	FS	478	12/26/2021
Jim Collins	A	444	BHFS	444	12/26/2021
Justin Lerma	A	477	FS	477	12/26/2021
Oscar Melendez	A	489	FS	489	12/26/2021
Charles Neace	A	483	FS	483	12/26/2021
Jaclyn Howerton	A	423	FITA	423	12/26/2021

Rachel Howerton	A	311	BB	311	12/26/2021
Tom Swindell	GA	158	TRAD	158	12/26/2021
Joe Cavaleri	GA	83	TRAD	83	12/26/2021
Curtis Hermann	GA	180	TRAD	180	12/26/2021
Norman Rice	GA	425	BHFS	425	12/26/2021
George Conner	GA	432	FS	432	12/26/2021
Julian Acebo (Guest)	MS	416	BHFS	416	12/26/2021
Jeff Owens	MS	271	LB	271	11/28/2021
Brian Carter	MS	473	BHFS	473	11/28/2021
Kurt Hoberg	MS	446	FITA	446	11/28/2021
Brian Rohrer	MS	199	BB	199	11/28/2021
Ramon Barajas	A	430	BHFS	430	11/28/2021
J. Ritterbeck	A	466	FS	466	11/28/2021
Wendell Wright	GA	292	LB	292	11/28/2021
Tom Sheppard	GA	97	TRAD	97	11/28/2021
Rachel Howerton	A	255	BB	255	11/28/2021
Jaclyn Howerton	A	341	FITA	341	11/28/2021
Scott Leviant	A	461	FS	461	11/28/2021
Cassandra Silverio	C	179	BB	179	11/28/2021
Richard Silverio	A	149	BB	149	11/28/2021
Nathan Collins	YA	446	FS	446	11/28/2021
Jim Collins	A	424	BHFS	424	11/28/2021
Terry Marvin	MS	465	FS	465	11/28/2021
Charles Neace	A	502	FS	502	11/28/2021
Chef Robert Bogin	A	506	FS	506	11/28/2021
Oscar Melendez	A	511	FS	511	11/28/2021
Curtis Hermann	GA	226	TRAD	226	11/28/2021
James Stankovich	GA	223	LB	223	11/28/2021
Tom Sheppard	GA	83	SB	83	11/28/2021
Norman Rice	GA	406	BHFS	406	11/28/2021
Joe Cavaleri	GA	107	TRAD	107	11/28/2021
J. Ritterbeck	A	130	LB	130	11/28/2021
Sarah Dakin	A	352	BHFS	352	11/28/2021
Ken Downey	A	438	FITA	438	11/28/2021
Charlie Houghton	C	135	FITA	135	11/28/2021
Jack Houghton	Y	341	FITA	341	11/28/2021
George Conner	GA	443	FS	443	11/28/2021
Morgan Thomas	A	155	TRAD	155	11/28/2021
Alejandro B (Guest)	A	514	FS	514	11/28/2021

## For Sale, Brand New

Hoyt Altus FX, SVX

Smoke gray with black limbs

70lbs

Module for 29" and 28" draw

Axle to axle 35 3/4"

65% let off

Bought another bow. Before this one came in. \$1800 new. Special deal \$1,000

Danny. Onegrip@pacbell.net



Keep stick'n them point ends in the target. Hope to see you around the range.

John Downey  
Tournament Director



# A Sharp Edge

A column for the Conejo Quiver by Curtis Hermann, June 2022

You most likely are far more than just an archer, you are probably also an amateur naturalist, a hiker, a camper, perhaps also a hunter and a fisherman. The one thing that is most apparent in all of these pursuits is that they all require that you have implements with “a sharp edge” to handle all the little chores and problems that tend to pop up in these activities. If the edge on the various cutting implements the outdoorsman will use is not sharp it will be next to useless and very frustrating to use. So, whether it is an axe, hatchet, machete, buck saw, pocket knife, heavy folding knife, fixed blade knife, survival knife, fillet knife, caping or boning knife, paring knife, chef’s knife, steak knife or a broadhead; keeping them sharp is one of the most important skills any archer or outdoorsman can acquire.



The proper way to sharpen a blade is by the skillful application of a series of abrasives that will shape and hone the edge to perfection. Fortunately, there are many tools on the market that help make this job pretty easy.

Our first decision is to choose the best angle for the edge we intend to sharpen. The most common angle for the outdoorsman is 25 degrees and 20 degrees. 25 degrees is the stronger and thicker of the two edge choices and is best used on tools that do heavy work, such as splitting wood, making fuzz sticks for creating a fire or whittling a tent peg. Axes, hatchets, machete’s, bushcraft, Tanto and survival knives all fall into this category. A 20-degree edge is better for all general-use archery, hunting, fishing and meat processing - the primary knives used for dealing with game and fish. Either edge can cross over in usefulness when needed. I’ve seen a deer skinned with a hatchet and I have a skinning knife and a filet knife that will both make a neat fuzz stick to build a fire.

A sharp edge is maintained by keeping a consistent angle during the sharpening process. With a good eye, a steady hand, some patience and experience you can sharpen your knife on a traditional flat bench stone, but it’s a bit of a difficult skill to master and even those who are good at it will tell you that it is tedious. I’m sure that sounds discouraging, so let me take a

little of the mystery out of it. Bench-stones come in three basic grits or roughness of surface, a course grit, a medium course and a fine grit stone. The course grit is only used if the blade edge has been damaged and a lot of material needs to be removed to create a new edge. The medium grit is used in the beginning if the knife is very dull and again the edge needs some light repair. Once the knife has a good edge angle only the fine grit stone will likely be needed to maintain sharpness.

Stones can be a manufactured synthetic, such as a diamond imbedded surface or ground abrasive made into a block or brick shape and Arkansas natural stone cut into the same shape.

There will usually be an angle guide at each end to get you started.

Learning to maintain that angle as you guide the blade across the stone is critical. Where most go wrong is putting too much pressure on the blade during the stroke. I use a 12-stroke process of 4 strokes at medium pressure, 4 strokes at a medium light pressure and 4 at light pressure. Imagine that you are making a slice no thicker than a piece of paper as you move your blade across the stone. Sometimes a few strokes through a “V-shaped” set of crock sticks at the end is all that is needed to finish the job.

It can be very helpful in the beginning to run a 1/8th” felt tip pen along the side of the cutting edge before you start your strokes. This will tell you if your angle is right after just a few strokes as you will be able to see what portion of the blade surface is actually touching the stone. The remaining felt tip mark can be removed later with an alcohol-soaked cloth.

There are many devices made to help you in the sharpening of your blade, some are motorized and others hold the blade still and you move the stone across the edge with the help of an angle guide and the standard “bench stone”. “Work Sharp” is a company that specializes in blade sharpening, the good quality and durability of their tools is impressive to me and they make all three designs of sharpening systems. There is a learning curve with the Work Shop electric belt sharpener that I have yet to master but I have seen real good results in the hands of others.

It occurred to me that while I was doing a “knife sharpening” column that many of the newer archers and maybe a few old timers might like a suggestion on acquiring the knife you may need to sharpen someday. Well, I just ran across two that I felt were excellent choices for the archer or bowhunter, they are both folders with descriptions below.



The Buck 110 is a slightly smaller version of the Buck 112 Hunter, it has been around forever and it has recently been reworked. It has been “sporterized” with a light-weight aluminum frame and ultra-durable Micarta handle. For added toughness, Buck has replaced the standard brass rivets in the handle with beefy Torx screws. A pocket clip provides an alternative to a belt sheath, and the added thumb stud makes opening the 110 Hunter Sport a one-handed operation. The 3 3/4” clip-point blade is made of heat-treated S30V steel. \$149.99; buck knives.com

This is a modern upgrade over the heavier standard Buck 110, If quality, strength, versatility and light weight are considerations you are concerned with the Buck 110 is an excellent choice.

The “Benchmade Taggedout”:



Built for the back country, this is a great choice for the bowhunter who likes strength and durability in a lightweight and compact design. The 2.1 oz , Taggedout lock back folder was designed to go the distance without adding undo weight to your load. Owning a 3.5” clip-point blade made of CPM-154 (my favorite knife steel) featuring Benchmade’s super-sharp SelectEdge treatment\*, this blade was born to cut meat. Its highly visible hunter orange handle may not be traditional but it sure is visible and easy to find when dropped while field dressing game on a dark night in a deep canyon. The reversible pocket clip provides an option for both left and right-side carry. \$190.00 bench made.com

\* “Select edge treatment” is a tempering process of heating an area about 1/8” wide along the cutting edge of the blade and then quenching the hot blade edge in a cold fluid to make a harder and sharper edge that maintains sharpness for a longer period of time. This is similar to the “Paul Boss method” used in Buck knives to gain superior edge hardness that maintains a sharp edge longer.

We all own knives and other outdoor cutting tools, (*some of us far too many*), as collecting them can become addictive, but whether you have a few or far too many, keeping them sharp so that they are useful tools and not just “space takers,” is the mark of a good outdoorsman/woman.

Till next month, keep those arrows in the air,

Curtis

### Sharpening: One Solution

The Lanky controlled angle sharpen system holds the blade in a clamp and you move the stone across the blade by putting the rod into the appropriate slot for the angle you need. Many archers prefer this system for the sharpening broadheads as well as their camp and hunting knives. The complete kit is shown below with 5 stones, 5 rods, 1 clamp and sharpening oil.



**This month's tip: by Curtis Hermann**

We are all archers, so somewhere along your archery journey you most likely heard the term "Aim Small, Miss Small" from a mentor or coach. This term has been with archers for much of its history and will remain so for hundreds of years to come.

When I was young my first professional help came from a man named Clarence J. "Bud" Vornhaggen. "Bud" lived in a basement apartment that was to have a home built above it but it never materialized. "Bud" was also a master archer, a past predator control officer for San Bernardino County in California and past President of the Barstow Archers. He had moved to our small town to get his ailing wife out of the California smog. "Bud" taught me so many things when I was so young, and being young, I absorbed them like a sponge.

We were shooting the "animal round." In those days that meant paper pictures of game pinned to the bales of our field course. In front of us at sixty yards was the antelope target, and he looked so small and so far away, and I guess "Bud" sensed my anxiety at the long instinctive shot.

Curt, he said, when you get to full draw focus on the spot you want to hit then imagine in the center of that spot is an aspirin, you know that an aspirin has a line across the middle of it and you are going to visualize that in your mind and split it with your arrow.

So, without question, I focused my young mind exactly as Bud explained as I came to full draw, focusing on the center of the antelope's chest, imagining an aspirin right there in my mind. I could see the line that crossed it and I visualized my broadhead splitting that line. With intense focus I released the string and watched that arrow strike the target but a few inches away from my point of focus. The excitement of that successful shot was so vivid that I can relive it today in my mind.

That was "Bud's" version of "aim small, miss small." A lesson I will never forget and try to share with others as often as I can.

If it can work for an "instinctive shooter" it can work for those with a sight on their bow as well, give it a try, I think you will find this little hint to be a useful tool.

Curtis

## ADOPT-A-TARGET (CVA Roving Range)

Most of our target lanes have been adopted. If interested in adopting one you can contact one of the Board Members.

Jbd

Targett	Distance	Adopter
1	35 yrd. fan field 36 yrd fan hunter	Ben Shirley
2	30 yrd. field 32 yrd hunter	Ben Shirley
3	20 yrd. field 19 yd walk-up hunter	Tom Swindell
4	35 ft. walk-up field 11 yrd hunter	Luttrell Family
5	80 yrd. walk-up field 70 yrd. walk-up hunter	Norm Rice
6	25 yrd field 28 yrd. fan hunter	William Bachellar
7	55 yrd field 53 yrd walk-up hunter	J Ritterbeck
8	45 yrd walk-up field 44 yrd hunter	Jeff Owens
9	15 yrd. field 15 yrd. walk-up hunter	Ron Riley
10	65 yrd. field 64 yrd. walk-up hunter	Brian Carter
11	40 yrd field 40 yrd. Hunter	Norm Rice
12	60 yrd field 58 yrd. walk-up	Jackie Rice
13	45 yrd field 23 yrd. walk-up hunter	Tom Roberts
14	50 yrd. field 48 yrd walk-up hunter	Mike Chase

15	45 yrd. walk-up field 44 yrd. hunter	JOAD Parents
16	50 yrd. field 48 yrd. hunter	Wendell Wright
17	20 yrd field 19 yrd. walk-up hunter	JOAD Parents
18	80 yrd. walk-up field 70 yrd walk-up hunter	
19	55 yrd. field 53 yrd. walk-up hunter	Marc Albanza
20	25 yrd. field 28 yrd. fan hunter	
21	35 yrd. fan field 36 yrd fan hunter	Arthur Robertson
22	30 yrd. field 32 yrd. fan hunter	Phil Bruno
23	35 ft. walk-up field 11 yrd. Hunter	Steve Mahoney
24	45 yrd. field 23 yrd. walk-up hunter	William Bachellar
25	65 yrd. field 64 yrd. walk-up hunter	Curtis Perry
26	60 yrd field 58 yrd. walk-up	
27	15 yrd. field 15 yrd. walk-up hunter	Ramon Barajas
28	40 yrd. field 40 yrd. hunter	Thomas Cayia
	20 yd practice butts running pig	Thomas Cayia

## CVA CONTACT INFORMATION

<b>BOD Member</b>	<b>Position</b>	<b>E-Mail</b>	<b>Phone</b>
Kurt Hoberg	President, Coach	<a href="mailto:president@cvarchers.com">president@cvarchers.com</a>	805-552-9934
Cathy Linson	Vice President	<a href="mailto:vicepresident@cvarchers.com">vicepresident@cvarchers.com</a>	805-791-5102
Scott Leviant	Secretary, Tournament Range Chairman, Coach	<a href="mailto:secretary@cvarchers.com">secretary@cvarchers.com</a>	213-590-6370
Genevieve Ivie	Treasurer, Instructor	<a href="mailto:treasurer@cvarchers.com">treasurer@cvarchers.com</a>	805-657-9742
Mike Keena	Board Member, Field Range Captain	<a href="mailto:mkeena@cvarchers.com">mkeena@cvarchers.com</a>	805-527-4585
Bryan Tanger	3D Range Captain	<a href="mailto:cva3dshooter@gmail.com">cva3dshooter@gmail.com</a>	
Kevin Cloepfil	Board Member		805-390-1059
Bill Davis	Board Member, Instructor		805-208-7002
David Jockisch	Board Member, Publicity Chair	<a href="mailto:davidjockisch@yahoo.com">davidjockisch@yahoo.com</a>	
Erik Hammerquist	Board Member	<a href="mailto:emammerquist@outlook.com">emammerquist@outlook.com</a>	818-515-4465
Brian Carter	Board Member, Instructor	<a href="mailto:reiadvisor@yahoo.com">reiadvisor@yahoo.com</a>	818-232-1580
Clark Pentico	Previous Club President	<a href="mailto:clarkp@cvarchers.com">clarkp@cvarchers.com</a>	805-630-1749
Ken Downey	JOAD Program - Lead Coach	<a href="mailto:ken.downey@cvarchers.com">ken.downey@cvarchers.com</a>	805-231-6135
John Downey	Newsletter Editor, Club Tournament Chair, Coach	<a href="mailto:editor@cvarchers.com">editor@cvarchers.com</a>	805-527-4894
Bonnie Marshall	Membership Chair, Coach		805-328-4721
Noah Barlow	Volunteer Hours Coordinator		
Richard C. Silverio	Volunteer Hours Coordinator Communications, Instructor	<a href="mailto:richardcsilverio@yahoo.com">richardcsilverio@yahoo.com</a>	818-442-5182
Dennis McKaig	Volunteer Hours Coordinator	<a href="mailto:cvamemberhours@gmail.com">cvamemberhours@gmail.com</a>	

# CVA 3D Ranges MAP

