

# **CONEJO QUIVER**

**July 2023 Issue**



**The July Club Shoot and General Meeting (11:30am) is back to our normal Schedule, Sunday July 23rd. Please make plans to attend.**

## FROM THE EDITOR

John Downey

Welcome to the July issue of the *Conejo Valley Archers Quiver*.

July was a busy month for us with both the California State Outdoor (a lot of nice pictures from the tourney inside this issue – courtesy of Ken Exum, Bill Perry, Mike Steinwender, and JBD) and the Pasadena Senior Games tournaments both being held at our range. The tournament range was absolutely packed for the three days of the State Outdoor. As one of many involved in getting the Grant that allowed us to build the range, it was particularly special for me to see it being put to this use.

We have the standard fare again this month with the usual articles of course – do check them out. Whether you are a hunter or not, of special interest is Curtis' article on Grizzly Bears.

The club is coming up on its 50<sup>th</sup> Anniversary (who would have thought 😊) and we'll be putting on a Big Open House to help celebrate it. The next tournament on our range is our October Zombie Shoot (hosted by yours truly), followed in December by our Toy Shoot. Make plans to attend both.

### NOTE:

We are getting closer to the end of the club year, and will be electing new Officers and Board Members before you know it. The Club Banquet and Awards Ceremony are also in October – check out the info on each inside.

Regards  
John Downey, Editor

## FROM THE DESK OF THE PRESIDENT

Kurt Hoberg

### CVA Range News

**Overall Range News:** There is lots of brown vegetation due to the rains. I'm really not looking forward to fire season.



### **The 'bcc Email Heard 'Around the**

**Club':** Recently an email was blind carbon copied to all CVA members. The intended audience of that email was the Board and a handful of members. The forwarding of that email was not appropriate, which I apologize for. We have made changes to CVA's email system to lock down the ability to send to the 'All CVA Members' distribution list to only certain members of the BOD.

At a high level, the content of the email illustrates a strength that CVA has – its members. Our Club has members from all walks of life, and due to this we have differing perspectives on what the Club should be, should focus on, how to execute on tasks, and what we utilize our limited volunteer time and funds on. Those opinions often not aligned, which can result in the type of contentious conversation that the email contained. You were all provided an example of how passionate our Club members are about CVA.

The Board and I need to focus on the Club in its entirety. There are times where the needs of one our ranges may need to wait until a larger, often timely issue is addressed. State Outdoor is an example of this as the Tournament Range needed to be completely ready for the shoot. Volunteer availability drives work scheduling, which can impact a specific aspect of shooting on the property. It's a reality of our Club, and the great thing about CVA is that we have numerous ranges to shoot on.

CVA is a volunteer-run non-profit organization. All of us, (myself included), support the Club in our spare time. There are always

things that need to be done, changed, fixed, and repaired. Please, when you see something on the range that you think needs addressing, brainstorm on ideas on how to fix the issue. I cannot think of everything – I need your help.

Membership reactions regarding the email has been overwhelmingly supportive, with our Club demonstrating a unified focus on what's important - providing archery to the public and the archery community at large. I want to thank each of you for your support of CVA.

Let's keep doing exceptional things. I know I'm in!

**Field Range:** The range is looking great thanks to Tom Cayia's management of our brush clearance vendor, and Phil Mastinick's work on the tractor. Another big thank you goes out to Tom for coordinating a plumber to fix a significant water leak near the practice range adjacent to the stage.

Those who have Field lanes adopted (some are still available), now is the time to assess anything that needs to be done to your lanes. I highly suggest a bi-weekly visit to your lane to knock weeds down before they become unmanageable.

Some quick tips for those who have adopted lanes on what to look for:

- Stand by each of the shooting stakes and clear any vegetation that is hanging into the lane and may be blocking the target from where shooters are taking their shots.
- Take a look at the shooting stakes themselves and assess if they need to be painted.
- Your lane responsibility also includes the walkup to the next target.
- Assess the bales and stands and let a Board member or Range Captain know if there are repairs needed.

Lane adoption is a great way to book your working member hours.

The new Carpet Bales have been ordered – thanks Cathy!

Unfortunately, due to a materials shortage the vendor is still

building our bales. Shipment has pushed to early August. Once received we'll be placing them on the range as volunteer turnout allows. We are planning on renting equipment to help place the bales. Please come out and help, these are HEAVY! I am really looking forward to shooting the range with the carpet bales in place.

### **Tournament News**

**Pasadena Senior Games:** The shoot was small as we were up against the California State Games in Chula Vista. Next year we'll see if we can schedule around them, however they scheduled their shoot after our registration opened.

2024 is a qualifier for the National Sr. Games, so I'm expecting a larger turnout than this year. I'm also considering offering two days of 900 round qualifiers to allow archers more choice on shooting day.

**CA State Outdoor:** All I can say is WOW! What a shoot, it went well, the issues we ran into were easily solved, Simi Valley smiled upon us and gave us amazing weather, and everyone had a great time. Several State Records were set during this shoot, which is exciting!

I had a conversation with the Director of Shooting and the Judges about our range and our volunteers. They gave glowing reviews of our volunteer staff, and the CVA team's positive attitude and willingness to jump in and help. Bear in mind, these are individuals that have Judged all over the Nation and have seen many Clubs and volunteer organizations. Coming from them, this is high praise, and I want to thank each and every volunteer (60+ of you!) that helped make this event a success. We cannot be put on a shoot of this size without CVA's coordinated volunteer efforts. Thank you!!

We have bid for next year's State Outdoor and will be hosting again in 2024. I'm looking forward to making that event even better!

**Woodley Park Archers:** Many CVA members shoot at Woodley Park in Van Nuys. I take my lessons there when my coach is in town, and I know that many of our Club members will shoot at Woodley when

time permits. They have hosted tournaments and other archery events and have been a positive influence in our sport.

Their short range recently was destroyed by a fire, including new bales that they were going to use to improve the range. The Board has approved a donation of \$500 to Woodley Park to help offset the costs of repairs.

**Verdugo Hill Archers:** We will be donating 20 old cement distance markers and the old 3D animal 'parts' stacked between the bins near the kitchen to Verdugo Hill Archers to help with their range.

**California Tournaments:** Be sure to check the USA Archery schedule, the CBH newsletter, and social media for status of a scheduled shoot. Schedules seem to change frequently, and often at the last minute.

Please click the links below for more info if you are interested in shooting these tournaments:

- CA Archery is using the USA Archery WEB site to schedule tournaments. Browse to <https://www.usarchery.org/events/find-an-event> to find and schedule out the event of interest.
- CBH/SAA: <https://www.cbhsaa.net/EventCalendar>

### **Range Security**

We continue to have issues with members not locking the tournament range gate. There has been some improvement, but the issue continues.

If you are leaving the range, lock the gate. If you are coming onto the range, lock the gate behind you. If you are unsure if you should lock the gate – lock the gate. Be careful with the locks, don't drop them, or use them as pry-bars, hammers, etc.

All Club members must do their part to secure our range.

See you on the range!

Your President,  
Kurt

Remember, archery is easy. Shoot a 10, do it again!

## **FROM THE DESK OF THE VICE PRESIDENT**

**Cathy Linson, Vice President**

Dear Club Members,

### **Carpet Bales**

There has been a delay in delivery; ArroLast had not received all the materials needed when I spoke with them the end of June. Half of the load was completed at that time. We are now looking at an August delivery.

### **Tractor**

Philip Mastinick, Project Management Chair, is not currently writing articles for the Quiver so I wanted to update everyone on the current situation with the tractor.

### **Tractor Operator's Training: 4 people identified to receive training**

- Slide presentations are in-progress.
- Currently redlining .pdfs equipment manuals (non-applicable sections and important info.)

### **Tractor: Temporarily Non-Operational**

- Damaged MFWD drive shaft shield and clamp need removal/replace.
- Needs tire air service. Procured 12V inflator and battery.
- Steering Cylinder (rod end) ball joint has torn boot and cap end is abraded. Both need replacing.
- Parking brake sticking. Needs service.
- Need underbody skid plate to prevent more damage before driving over/hogging brush/weeds over 12in tall.
- Rotary Cutter is currently **Non-Operational**
  - +Blades were hand sharpened, not replaced.
  - +PTO Drive Line Clutch damaged due to corrosion and deformed/yielded Belleville spring. Need to buy new spring or entire clutch.
    - +Need to create better access to back U-Joint so it can be greased before every use. DONE (Flipped Spider 180 degrees).

+Shear pin access cover needs replacement.

### **Lane Adoptions**

All of the Middle Ridge lanes currently are adopted and the range is clear and ready to shoot thanks to Brian Rohrer, the Trad shooters and Tom Cayia. We still have lanes on the Field Range that need adoption. Lanes 5, 7, 10, 12, 23, 25 need someone to care for them. Please let me know if you are interested. Once these are adopted, we will begin adopting out the 3D Range lanes.

### **Donation**

The Board of Directors voted last week to make a small donation to Verdugo Hills Archers; the heavy rains in the fall and winter caused flooding and they lost concrete yardage markers along with animals from their broadhead pit. We had some animals we were preparing to throw away which they were happy to receive. We also donated 20 concrete yardage markers from our stock pile to help them get their range in shape in preparation for their inspection. I spoke with the president of their club prior to the donation being delivered and he was very appreciative. Thank you to Tom Cayia for bringing this to my attention so we could help a club that has helped us in the past.

### **Bombardier Traditional Challenge**

Bob Bombardier has retired from managing the tournament, thanks Bob for over 30 years of service. In order for this tournament to continue we need someone or perhaps a group to step up and take on management. If you are interested, please contact a board member as soon as possible. I know it seems early for a May 24 event but the date must be verified fliers sent for publication soon.

### **Cathy Linson**

Vice President  
Conejo Valley Archers  
Vicepresident@cvarchers.com  
805-791-5102

## **CVA Open House 2023**

We have finished the tournaments for the month and now it's time to move into ***Open House 2023 and our 50th Anniversary Celebration!***

I have spoken to most of you regarding particulars of what is planned for our event, but I really would like to verify everyone's help and if there are any needs you have to do "your thing"! Anyone that I haven't spoken to but are listed please know that I haven't ignored you but just haven't had a moment to chat with you!

Please reply as soon as possible (this week would be cool) so I can make any adjustments! Thank you!

### **Date is Saturday August 5, 2023**

Set up will start at 7:30am and we need to be ready to roll by 8:45 am as Public Session attendees will be coming in at that time. Break down will be about 2pm (or as people start to clear out if we are still busy) as we shouldn't need more than one hour after Public Session ends.

We will have some cool swag this year from USA Archery who is connected with Marvel this year, Plus we have some of our CVA swag too.

### **Looking for confirmations and any needs from:**

Curtis Hermann - Stage Presentations - verified

John Downey - continuous loop string making - verified

Robert and Dawn Luttrell - kitchen prep/food services/Kid's Craft - verified

Morgan Thomas - Membership table - verified

OPEN - Cresting - I need a person here!!

Justin Huish - Elite Athlete Chat - verified

Oscar Melendez - Turners Table - verified

Public Session Coaches and Instructors – please reply to the email.

Bob Bombardier - Flint napping - verified.

Kory Collins - Game Warden booth - verified

Rob Lind - Flemish String - didn't get to chat previously but asking now!

Ken Downey - JOAD Team - Tournament Presentation - verified

Josh Fint - 3D Target Repair - I didn't get a chance to ask but asking now!

Phil Mastinick - Equipment Display - Lets chat!

David Jockisch - Publicity - Let's chat!

Cathy/Shen Linson- Photo Op Monitors - verified

### **Member Awards Display**

As part of the Open House, we would like to display some of the beautiful awards, buckles, belts, medals, statues etc. won by our members in tournaments. Anyone who would allow us to display their award, please drop it off to me at either at the Public Session or at the next General Meeting. I will want to have your name displayed and the name of the Tournament it was won at - I can leave off your name if you don't want that, but I do need to make sure I have it properly identified for security.

The sooner the better please so I can plan for a nice display and have everything noted properly. I look forward to some of your beautiful awards!

### **Looking for presenters for:**

Bow Making from blanks.

Tour Drivers - need two open bed trucks. One truck verified with driver

Tour Presenters - verified

Atlatl Demo - I have a couple with a couple of darts but need a person!

Field Shooters for Demos - Volunteer Signups are open

Wildlife Presenter - We have had Hawks before but anything like that would be great!

Leathermaking – open

Bow Types and Targets Display

Anyone that can do plotter printing also would be cool!

Finally, also looking for ANYONE with a specific talent that we could present that represents or connects to our archery sport, conservation, etc.

Volunteers will additionally be needed for other items. Volunteer Sign Up has been sent out this week.

- Full Week Before - Staging Area Clean-up around stage, kitchen and visual areas - touch up everywhere.
- Set Up – Saturday 7:30 am- One truck needed - 3D Animals set out 3D Knocking Point Area, Stage area, set up pop-up, tables, chairs, assist presenters with unloading anything needed, help set up tables for Stage Awards, Membership table, decorations, flags, signage - anything else we need
- Demo Shooters - Two shifts - 9am to 11am to 2pm - Targets 2,3,24 and 25 - Practice Area – see Volunteer Sign Ups
- Break Down - 2pm until finished - one truck needed.

We want all of the range areas to be busy and active. All members not volunteering would be most welcome to just come and hang out and chat with people as they come in. Members up at Public Session need to talk up about going back down to the Staging Area to engage in the event and get some swag.

Free lunch for all paid Public Session attendees with a ticket. BBQ Sliders with beans and potato salad and a water. \$5 lunch for all others. Volunteers get a free lunch also.

This is quick rundown of the event for now to get everyone thinking and ready to go! If you are listed as a presenter, I would appreciate an immediate reply if you can participate so I can verify your area and needs.

Let's get excited and pass the word to your local clubs, churches, scouting groups, meet up groups, neighbors, the people behind you in line at the market etc.! We will be sending our ads to local papers also. I' will try to print up some half page fliers for handing out also. If you are going to any tournaments, this is a great opportunity to invite archers to really see our range.

All range areas will be closed for member shooting until after the event. If parking gets full, we may have to ask people to start parking at the TR.

Please let me know if you have questions or ideas. Email reply here or text is easiest for me to quick reply. I will also be at Public Session on Saturdays from 10:45 to 2pm for quick chats also or at the July General Meeting.

Thank you All!

See you on the Range!

Bonnie

805-427-5399

## CVA Scholarship Application 2023

Club Members,

The Conejo Valley Archers present a yearly opportunity for our competing youth archers to submit an application for our Conejo Valley Archers Youth Scholarship. Please read through the email sent with attachments on Monday July 10, 2023, or contact Bonnie to resend the Scholarship Request Form and Agreement information

Deadline to submit your applications is Monday September 4 by 6PM. Submissions must be presented in full with all documentation completed and attached.

Send your applications direct to: [president@cvarchers.com](mailto:president@cvarchers.com)

DO NOT SEND YOUR APPLICATION TO THIS EMAIL - follow directions!!

If you have any questions you can reply to this email directly.

See you on the range,

Bonnie Marshall

## Elections Information 2023/2024

It's time for elections!!

As per our By-Law requirements regarding the timing of voting and to make sure we are ready for ballots to be received back for counting by the September General Membership Meeting, final nominations will be accepted at the **August** meeting. Ballot links will be sent by the middle of September and replies will be required by Thursday, September 21, 2023, at 6PM. This means that we need you to step up for your nomination now!

All voting will again be done through our online service 'Simply Voting'. The site is extremely easy to use for voting and reporting. This is all done via email so make sure that we have your updated email! **If you are a family type membership, you do get two votes, so make sure that we also have a second email to send a ballot link. A single email cannot be used for two ballots. Please immediately respond to this email with a second email if you are not yet receiving emails from the club.**

Nomination Procedure. The President is responsible for appointing a nomination committee, consisting of 3 or more members, not less than two (2) months prior to the annual meeting to be held each September. (June-July) It is the duty of the nominating committee to nominate one or more candidates for each office and the three (3) expiring seats on the Board of Directors. The proposed nominees should be announced at the August general meeting. During this meeting, nominations may also be made from the floor by any senior member. Nominees must have been a member of the Club for at least one (1) year and must accept the nomination to be put on the ballot. The membership will elect the officers and directors so nominated at the September General Meeting, or at any special meeting of the members called by the Board of Directors. A member in good standing may be nominated for one (1) or more offices but can accept only one (1) nomination for any elected position.

Tenure in Office. The officers of this Club shall be elected each year and shall take office the first meeting in October. Officers shall hold office for one year and until their successors are elected and installed in office. Directors shall be elected for staggered two (2) year terms; three (3) in each even numbered year (to be served during the ensuing odd numbered year), and three (3) in each odd numbered year (to be served during the ensuing even numbered year).

So far, we have the following persons who have accepted nominations for the following positions:

**Officers**

**President**

Kurt Hoberg

**Vice President**

Cathy Linson

Secretary

Scott Leviant

**Directors**

Tom Cayia

David Jockisch

Erik Hammerquist

\*Directors already in position to serve the second year of their two-year term and cannot be nominated are: Kevin Cloepfil, Mike Keena, Brian Rohrer

Please reply with secondary emails for voting if a Family Membership or if you are interested in nominating someone, or yourself for a Board position!

Thank you,

Bonnie

**SAVE THE DATE**  
**Sunday October 22, 2023**  
**CVA Annual Awards Luncheon**  
**More to come!**



# Pic's from the recent range cleanup

Pictures by Tom Kayia



# SOME PIC'S FROM THE 2023 CALIFORNIA STATE OUTDOOR CHAMPIONSHIPS











**Mark Hainlain (2<sup>nd</sup>), Justin Huish (1<sup>st</sup>), and Ken Downey (3<sup>rd</sup>)  
Adult Recurve Men's CA State Outdoor Champions. Justin and  
Ken are members of CVA. Justin was a Double Olympic Gold  
Medalist (Team & Individual) at the 1996 Atlanta Olympic Games.**




Paralympic Compound Archer



**Blind Paralympic Archer Janice Walth and her support group (next column)**







**Kurt and Justin**



**Bonnie handling registration**



**Grabbing targets ...**



**A lot of umbrellas were on hand**



**And one more ... Who is having fun?**

## Conejo Traditional Group on the Road



### At the Oranco Shoot – by Josh Fint

A big CVA group braved the heat for the CBH state marked 3D championship.

“This was a slightly unique tournament, 3D targets at marked ranges, but I would guess that even with longbows we averaged 40+ yards. They were long shots for us. Anyhow, the whole group represented and lots of awards went out. Winning awards were Josh Fint, Wendell Wright , Jeff Owens, Rogelio Segundo, Carlos Prada and Oscar

Melendez. Ben Shirley came out and would have won if he was a CBH member, he shot as a guest. I couldn't stay for awards, but the guys collected these photos.

On a personal note, I actually felt myself collapsing, drew down and took a breath, redrew and smoked an 11 on a 40 yard target. That's big growth for me to have a successful draw down like that.”

Josh Fint



# SNAKE BITE – FIRST RESPONSE PROTOCOLS

## THIS ARTICLE IS REPOSTED AGAIN THIS MONTH DUE TO ALL OF THE RECENT SNAKE ACTIVITY ON THE RANGE

You may be unsure whether you've gotten a snake bite or an unrelated injury. Some signs of a bite include puncture marks at the site of the wound, pain and swelling as well as neurological symptoms such as blurred vision or numbness and tingling of your face and limbs.

If you or another person, are bitten, try to remember the color and shape of the snake, because that may help medical professionals treat the injury.

1. Sit down and stay CALM
2. Do NOT apply a tourniquet
3. Do NOT suck on the wound
4. Stay calm, and alert any immediate local assistance to coordinate transportation to hospital, or call 911 – arrange to meet emergency vehicles at gates

### Site addresses:

- **Main Gate:** Tapo Canyon Park – 4651 Tapo Canyon Road
  - **Tournament Range side:** 5000 Bennet Road
5. Wash the wound with warm, soapy water if possible
  6. Circle the site of the bite with a Sharpie and write the time next to it. You should keep a list of your symptoms and

periodically update it, as that could help the medical team that treats you.

7. Cover the wound with a clean, dry dressing. **First-Aid kits** are posted all around the range areas at Main Kitchen, Stage area, between Targets #12 and #13 at the portable restroom, 3D Shade structure, Tournament Range, and the Public Session Range.
8. **Remove jewelry and watches, which will be much harder to get off if your limbs start to swell.**
9. If you begin to experience anaphylaxis, including swelling of the face and throat, hives or difficulty breathing, use an EpiPen if you have one.
10. **VERY IMPORTANT** – Call ahead to the local hospital to alert them that you are bringing in a rattlesnake bite victim and verify they have anti-venom immediately available at the site.

Local Hospitals that generally have or have access to anti-venom onsite:

- Los Robles Hospital – Thousand Oaks – 805-497-2727
- Adventist Health – Simi Valley – 805-955-6000

Report the incident to the club as soon as possible.





## JOAD – Always On Point

June 2023

Greetings all you toxophilite's! Yeah, that's a new word for me. Do you know what it means? A toxophilite is a student or lover of archery or relating to archers or archery. Google tells us that, "Toxophily and toxophilite are quasi-Greek terms invented by Roger Ascham, who wrote the first English language book on archery in 1545, derived from the following Greek words: toxikos , meaning "bow;" and philos , meaning "love." Now I expect everyone to use it next time they are playing scrabble.



JOAD has been going strong in the summer heat complete with tournaments, snakes and water balloon fun. Since our last Quiver update, our archers competed in the State Outdoor Championship, Long Beach Cup, Buellton 3D shoot and now getting ready for the Pac Coast Shoot.

The State Outdoor Championships was held on our tournament range with our largest turnout to date. Luckily it wasn't too hot and only a little windy. Our JOAD archers competed on Friday, Saturday and Sunday and the kids did great! Each of our JOAD archers were given tournament goals to focus on and Ken and I could not be prouder of the kids. CVA JOAD had archers competing for the very first time as well as some of our more senior kids competing in divisions with 60+ archers. Oh...did we mention that our own Ken Downey came in third? Not only did Ken come in third place but he stood on the podium with three CVA past and present archers! Way to go Ken!! Prior to State Outdoor, Ken and I ran a mock

tournament to give some of our newer archers an understanding of how a tournament is run, scored and expected behavior. Of course, our archers are ROCKSTARS! They did very well and were well prepared for State Outdoor!

JOAD also wants to recognize our honorary JOAD Coach, John Downey! He recently placed 3<sup>rd</sup> and 4<sup>th</sup> in the Pasadena Senior Games! John has been coaching and shooting with our JOAD archers and gives the kids a unique perspective on archery and regales stories of Ken as a young archer!

As a precaution, the snakes are present. A small rattlesnake was recently basking next to a tree very close to the benches on the tournament range; while a 4-foot rattlesnake casually meandered through the 70-meter bale while our JOAD archers were pulling arrows. Please be careful, watch your step and be vigilant if the arrows go beyond the hay bales.

The weather has been warm at the range, and we encourage our archers to take breaks under the easy up. The kids have been bringing cooling towels, water misters and even water balloons to cool off.

See you at the range,  
Ken and Geoff



Our mock tournament with our DOS...



Mock tournament continued



Some of our new archers preparing for State Outdoor Championships from Lt to Rt John D, Declan, Logan and Matthew





Volunteer Ken helping out at the State Outdoor



Mathew on the line



Hey!? Who are these two CVA archers?



Saturday Shoot at the CA State Outdoor Championships



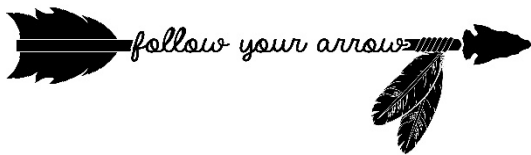
One of our Rockstars – awesome sunglasses



Jack representing CVA JOAD!



3 past and present CVA archers, we're proud of all three of you!



Way to go Kurt!!



An evening of practice

## FROM THE DESK OF OUR VOLUNTEER COORDINATOR (COMMUNICATIONS)

**Richard C. Silverio**

Conejo Members,

I just wanted to remind working members to complete their club hours for the 2022-2023 club membership year. We need 48 volunteers for the **2023 Open House** event on August 5. If interested and able to volunteer, there is an on-line volunteer sign-up sheet. **Here is the link:**

<https://signup.com/client/invitation2/secure/112988960108/false#/invitation>

We also have lanes 5, 7, 10, 11, 12, 23 and 25 available for adoption in our field range. All middle range lanes are currently adopted. Please contact Cathy Linson at [cmlinson@yahoo.com](mailto:cmlinson@yahoo.com) or call her directly at 805-791-5102 if interested.

Please continue to look for emails from me for more upcoming volunteer or work party opportunities. If you have any questions or concerns, please contact our club Vice President, Cathy Linson at [cmlinson@yahoo.com](mailto:cmlinson@yahoo.com) or via her cell at 805-791-5102 or myself at [richardcsilverio@yahoo.com](mailto:richardcsilverio@yahoo.com).

Thank you and see you at the range.

**Richard C. Silverio**

*Volunteer Coordinator/USA Archery Level 3 NTS Coach,*


*Instructor Trainer*

*Conejo Valley Archers*

*Personal Email: [richardcsilverio@yahoo.com](mailto:richardcsilverio@yahoo.com)*



## Interesting Archery Book of the Month



# CVA Monthly Club Shoot Results

John Downey, Tournament Chair

We had nice weather for the last Club Shoot on Sunday. Top handicapped score was picked up by Tom Sheppard shooting his trusty Compound bow. Eleven archers had handicapped scores of 500 or better.

Name	Division	Style	Sex	Jun Scratch	Jun Handicap	Jun Hscore
Ben Spielman	A	LB	M	110		
Brandon Newcomer	A	BHFS	M	376	143	519
Brent Siemer	A	TRAD	M	189	294	483
Brent Siemer	MS	FS	M	470	71	541
Brian Carter	MS	BHFS	M	479	66	545
Brian Carter	MS	TRAD	M	298	217	515
Brian Rohrer	MS	BB	M	236		
Jim Collins	A	BHFS	M	465	89	554
Josh Fint	A	LB	M	246	234	480
Kurt Hoberg	MS	FITA	M	443	91	534
Morgan Thomas	A	TRAD	F	215	301	516
Nathan Collins	YA	FS	M	488	76	564
Norman Rice	GA	TRAD	M	194	294	488
Philip Mastinick	A	BB	M	369	161	530
Terry Marvin	MS	FS	M	488	64	552
Tom Sheppard	GA	BHFS	M	385	183	568
Tom Swindell	GA	LB	M	229	279	508

You notice that a number of our archers are listed more than once because they are shooting more than one bow style i.e., FS and TRAD.

A few folks haven't shot three club shoots yet which is why they don't have a handicap for June. In this case the June Hscore column is blank, (their Hscore and scratch totals are the same).

## Answers to Frequently Asked Questions

1. Handicaps are picked up upon the completion of the third club shoot and are calculated by taking 80 percent of the difference between 560 (a perfect score) and the average of the current and prior two scores. The handicapped score for the month is the sum of the current club shoot (scratch) and the calculated handicap.
2. All score cards need to be turned in on the day of the shoot, or within one week if you shoot during the week.
3. Double score cards are still required, and each score card must be signed by the archer, and two other people in the shooting group.
4. The actual score cards or electronic copies (images of both copies) need to be turned in to me for verification. Scanned images or photographs of the cards (i.e., camera phone images) can be emailed to [johndowney@sbcglobal.net](mailto:johndowney@sbcglobal.net).
5. Range Record Trophies are awarded for the Highest Scratch Score shot in a particular age group, sex and bow style. To qualify for one of these trophies you must have completed and turned in score cards for at least 5 club shoots.
6. Club Champion Belt Buckles are awarded based on the 5 highest handicapped scores (meaning you must have shot at least seven club shoots to qualify – remember you don't pick up a handicap until your third shoot).

## “A Bit of Bear’s Advice”

A column for the “Conejo Quiver” by Curtis Hermann, July 2023

Recently, while reading the Q&A column in “Bugle” magazine.\* I realized that one of the most common questions I have received over the years from non-hunters and newbie hunters as well, is about how to stay safe in Grizzly country. Grizzly’s are the largest species of bear south of the Yukon, they are ill tempered, extremely strong, territorially possessive and tend to be very quiet in the forest. These characteristics create the perfect storm for a close encounter. It is this idea of a close encounter that spikes the feeling of fear, it is especially high when one has game on the ground that must be broke down and transported out of the back country. Nothing invites a close encounter with a bear like filling the air with the scent of fresh blood!

Having spent a fair amount of time in bear country and some of it in Grizzly country, I have heard the stories from hunters both good and bad. My own experience of an encounter has made me consider that I should take bear protection measures a bit more seriously. Certainly, more serious than I had up to that point. Fortunately, the bear also thought that a human encounter was not in his best interest and that increasing the distance between our two forms was a really good idea! I breathed a sigh of relief as I watched him disappear into the tall pine forest on that mountain.

My first elk hunt (and only successful hunt) was in the very heart of the largest population of Grizzly bears in the lower 48 (*in those days Hawaii and Alaska were not yet states*). My friend Lonnie and I hunted together for safety reasons, we were the



youngest and least experienced hunters in a camp deep into the Teton Wilderness, just a few miles below the southern border of Yellowstone National Park.

Our big fear was not Grizzly bears, but getting lost in this massive unending mountain range of steep canyons, massive downfalls, dark timber and a thousand places to get lost in. Fortunately, we were both pretty fair at navigation and were never seriously turned around, however, we should have considered a possibility of a Grizzly encounter a bit more seriously.

On the morning of day four, Lonnie and I dropped two elk, they were standing side by side and hit the ground where they stood. Camp was approximately four miles east and the main highway and we were about four miles east of camp, so quite deep into the mountains.

When you have your first animal down of this size and the realization hits you that the amount of work ahead of you is massive. You get a real sense of perspective for the process and high hopes that you have enough adrenaline to carry you through the work.

A long afternoon’s work and we had hung eight elk quarters in trees about fifty yards away and we were now out of paracord and with a lot of meat, hides, heads and entrails yet to deal with. Wrapping up hides, we placed them on a downed log to keep them off the ground, the rib cages and necks we placed on some boulders for the same reason. The back straps and tenderloins went into our hunting packs.

Everything should have been placed further away from the kill site, but as newbie’s, we thought we were doing a fine job. The heads, entrails, hooves and leg bones we left where they lay, we were exhausted.

It was a long night, a story by itself, but by dawn we were back with a good Outfitter and his pack train and with the help of every hunter in camp we made good time in getting the meat back to town and into the hands of a processor. This was paid for

by the adult hunters in camp, something Lonnie and I had no means to deal with.

When we arrived at the kill site that next morning the meat had not been disturbed, no sign of Grizzly bears or mountain lions; we were grateful, because we had certainly filled that canyon with the smell of blood!

We learned a lot on that trip from the experienced hunters in camp. If Lonnie and I had not listened to their conversations and learned at least some of how to deal with such massive animals, I am sure we would have wasted a lot of meat through carelessness and just not knowing what to do. The fact that we lost only a few scraps of meat to miss-handling and none to bears, lions or other critters was just pure luck!

Today there is good training with a series of pretty standard practices to help protect yourself and at least minimize damage to your game.

Every outfitter I know in bear country carries bear spray, in Grizzly country, they usually carry a high caliber handgun as well. I carry a 44-magnum handgun and consider that to be the minimum in the power department. These are used in case of an actual interaction with a bear that is determined to control the ground between you and him. Always hunt with a friend who is equally well (or better) armed.

The attraction that most often creates such an encounter is having game down and the smell of blood in the air. To minimize this attraction, carry plenty of rope or para-cord and a small pulley system, hang all meat (in meat bags) at least 100 yards from the kill sight, ten feet up and more than four feet out from the trunk of the tree. Pick a tree where the breeze does not line up with the kill or field dressing site. This tree should also be in the open where you can see it from more than fifty yards away, so that approaching does not create a surprise close encounter.

Here is a hint that I really like, carry several of the inexpensive foil survival blankets. When you have your animal down bone out your meat as you go and lay it out on the foil to keep it clean.

Once you have filled a meat bag and are ready to hang it, attach the foil to it loosely as you hang it. The fluttering foil and the noise it makes will keep the smaller critters from approaching, it will also make it easier to spot your tree on your return trips.

Remember to make noise as you approach your hanging tree or kill site, do not walk quietly up on a kill or field dressing site, this is very dangerous. Approach with bear spray in hand and make plenty of noise.

If possible, do not back pack fresh kill meat out in the dark! Need I say anymore on the dangers of that!

A few years back, I had left elk camp two days earlier, heading back to California. At the time only one small elk had been harvested by our camp of traditional archers. The hunter was Steve Burns (one time president of CVA) and he was helped by Gary Magness -also a past member of CVA. This was a simple job that two men were able to handle before nightfall.

Gary had driven to a high spot on the mountain west of camp where we knew we had a small window of space that had a cell signal. He related the following story to me. Bill Vaughn, (also a past member of CVA) who often hunted solo, had downed a medium sized bull fairly early in the day, he had field dressed it and during that time he kept hearing small rocks tumbling in the trees about seventy yards away. Focused on the job at hand, he paid little attention to the disturbance. Having only two meat bags with him and about 25' of para-cord, he tied one hind quarter to his pack frame and hung the other in a tree some distance away. With steady high-speed hiking, Bill felt that he would be able to make two trips from the elk to his truck before night set in. Upon his return to get the second hind quarter he found that his elk had been found by a black bear and a full front quarter was mostly eaten with the remaining portion of that front quarter dragged away.

So those tumbling rocks were the movements of an anxious Colorado black bear waiting for his turn at the kill site. Had this been in Grizzly country, our little story may have had a different

outcome.

One area of defense I did not cover was the idea that if you are attacked by a bear that you can curl up on the ground, face down and cover your neck with both hands, perhaps the bear will think you already dead and wander off. I have never been comfortable with this advice, but if you are attacked and you are without bear spray and a sidearm, well I guess this is your last option.

Grizzly country is dangerous country, yet most encounters with Grizzly's that turn bad are due to either the bear trying to defend a cub, a food supply (critter down) or the distance between you is so close as to be threatening.

Staying aware of your surroundings is your best defense, if you are seeing fresh sign of bear activity stay alert, make loud noises and remember the idea of bear spray and a sidearm are for last minute choices in a moment of desperation.

I would never suggest that you not hunt, hike or travel in Grizzly country, I would also never suggest that you go into Grizzly country unprepared or without bear spray and a sidearm. Outdoorsmen must consider all sorts of dangers when entering remote country, grizzly bears is just one of those dangers and should never stop an archer or bowhunter from his deep connection to the wilderness.

So, let's summarize: See fresh bear sign, be a noisy hiker. Give bears space, spot a bear, plot a course that does not make the bear uncomfortable. Respect a bear's meal, leave his meal (kill site) undisturbed.

Two last little points to think about, keep a clean camp and store food a good distance from your tent, and lastly, leave your pets at home! Pets are an attractant not a deterrent!

Bears are not bad, but they are not fond of strangers in their territory, and when it comes down to grizzly's, well they tend not to be hospitable and it is good advice to keep that in mind.

Till next month, Curtis

*\*Bugle Magazine is a bi-monthly journal devoted to those dyed in the wool elk hunters who are members of the Rocky Mountain Elk Foundation.*

#### **This month's tip:**

**As archers**, we can all do more to preserve and pass on our traditional ways of hunting! A recent survey records a decline in hunting approval among America's youth, minorities, and suburbanites. Even though Covid-19 pushed more people into America's woods and waters "in search of locally sourced food" and "to harvest organic meat," and to return to a sense of independence away from government control. Certain regions of our country used this opportunity of masked up and locked up in isolation to push a different point of view. The end result is that 18 to 34 year-olds are having a pre-trained change of attitude towards the world of hunting and fishing. The largest change is in black and brown youth in dense population centers and suburban women.

The end result is that in heavy urban centers (particularly in the far west and north west coastal areas) where voting takes place in large numbers, a decline of 4% in the approval rating toward hunting has occurred over the last three years of the Covid-19 era. On the face of things, 4% may not seem like much, but when you realize that one percentage point represents 2.5 million people, it takes on a little more meaning.

For the last seventy years we have averaged a 71% approval rating, but to see a trend of losing 10 million people changing attitude, we must take this seriously. As archers in an area of dense population, we are in good position to share our love of the outdoors with those who may not have that experience. Share your knowledge and do it with love in your heart to help preserve our wilderness and our place in it.

Thanks for doing your part!

Curtis



## NEW MIDDLE RANGE TRAIL

### LANES 9,10,12, AND 13 NEED ADOPTION

Target #	Adopter	Type
1	Arthur Robertson	Rabbit
2	Arthur Robertson	Bear
3	Ben Shirley	Raccoon
4	Ben Shirley	Coyote
5	Ben Shirley	Coyote
6	Rogelio Segundo	Deer
7	Brian Carter	Caribou
8	Brian Carter	Standard Brown Bear
9	Trad group	Deer
10	Trad group	Deer
11	Brian Rohrer	Turkey Flock
12	Trad group	Raccoons & Ground Hogs
13	Trad group	Black Crow & Raccoon
14	Wendell Wright	Deer in Meadow
15	Tom Swindell	Antelope, Turkey & Pig
16	Jeff Owens	Deer & Dogs
17	Sarah Villalobos	Black Boar, Pig & Standing Bear

## Frank Eicholtz



Frank Eicholtz was born 1908. While it's been written that he was a small, slightly built man weighing 130lbs, he once asked Howard Hill if he could pull Howard's 120-pound bow back (and had no trouble pulling it back). He was an avid bow hunter, and competed in tournaments through the 40s and 50s.

He was called the father of the laminated bow, the first to use plastics in a bow, the first with a maple bow core, fiberglass bow facing, fiberglass bow backing, graphite facings, and backings. He was the first to make quality fiberglass arrow shafts, as well as a center shot bow, take down bow handle & a bowstring release aid called a bowlock. He passed away in 1983.

## ADOPT-A-TARGET (CVA Roving Range)

**Target lanes 5,7,10,12,23,and 25 are in need of adoption.**

If interested in helping to care for one of them you can contact our Club Vice President, **Cathy Linson** at [cmlinson@yahoo.com](mailto:cmlinson@yahoo.com) or by calling her at 805-791-5102

Jbd

Target	Distance	Adopter
1	35 yrd. fan field 36 yrd fan hunter	Ben Shirley
2	30 yrd. field 32 yrd hunter	Ben Shirley
3	20 yrd. field 19 yd walk-up hunter	Tom Swindell
4	35 ft. walk-up field 11 yrd hunter	Paul Long
5	80 yrd. walk-up field 70 yrd. walk-up hunter	
6	25 yrd field 28 yrd. fan hunter	Felipe Gamboa
7	55 yrd field 53 yrd walk-up hunter	
8	45 yrd walk-up field 44 yrd hunter	Jeff Owens
9	15 yrd. field 15 yrd. walk-up hunter	Brian Carter
10	65 yrd. field 64 yrd. walk-up hunter	
11	40 yrd field 40 yrd. Hunter	Randy Jenkin
12	60 yrd field 58 yrd. walk-up	
13	45 yrd field 23 yrd. walk-up hunter	MacCorkle Family
14	50 yrd. field 48 yrd walk-up hunter	Mike Chase
15	45 yrd. walk-up field 44 yrd. hunter	JOAD Parents

16	50 yrd. field 48 yrd. hunter	JOAD
17	20 yrd field 19 yrd. walk-up hunter	Carl Ward
18	80 yrd. walk-up field 70 yrd walk-up hunter	Brent Richter
19	55 yrd. field 53 yrd. walk-up hunter	Paul & Nathan Sweet
20	25 yrd. field 28 yrd. fan hunter	Arthur Robertson
21	35 yrd. fan field 36 yrd fan hunter	Arthur Robertson
22	30 yrd. field 32 yrd. fan hunter	Phil Bruno
23	35 ft. walk-up field 11 yrd. Hunter	
24	45 yrd. field 23 yrd. walk-up hunter	Julian Acebo
25	65 yrd. field 64 yrd. walk-up hunter	
26	60 yrd field 58 yrd. walk-up	Arthur Robertson
27	15 yrd. field 15 yrd. walk-up hunter	Brent Richter
28	40 yrd. field 40 yrd. hunter	Thomas Cayia
	20 yd practice butts running pig	Thomas Cayia



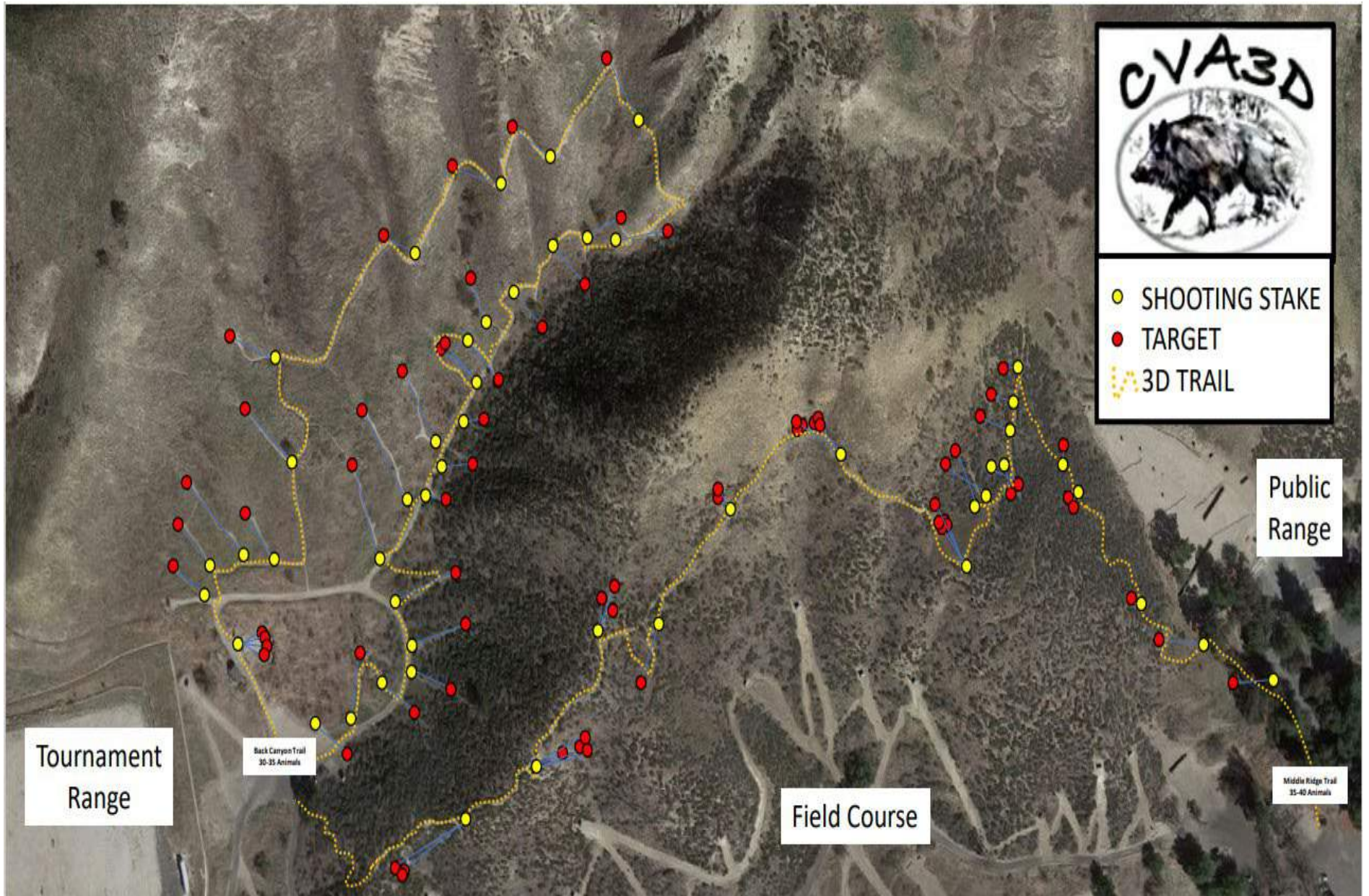
**805.581.1671**

2150 Agate Court • Simi Valley, CA 93065

## CVA CONTACT INFORMATION

<b>BOD Member</b>	<b>Position</b>	<b>E-Mail</b>	<b>Phone</b>
Kurt Hoberg	President, Coach	<a href="mailto:president@cvarchers.com">president@cvarchers.com</a>	805-552-9934
Cathy Linson	Vice President	<a href="mailto:vicepresident@cvarchers.com">vicepresident@cvarchers.com</a>	805-791-5102
Scott Leviant	Secretary, Tournament Range Chairman, Coach	<a href="mailto:secretary@cvarchers.com">secretary@cvarchers.com</a>	213-590-6370
Genevieve Ivie	Treasurer, Instructor	<a href="mailto:treasurer@cvarchers.com">treasurer@cvarchers.com</a>	805-657-9742
Mike Keena	Board Member, Field Range Captain	<a href="mailto:mkeena@cvarchers.com">mkeena@cvarchers.com</a>	805-527-4585
Brandon Newcomer	Field Target Chair		
Bryan Tanger	3D Range Captain	<a href="mailto:cva3dshooter@gmail.com">cva3dshooter@gmail.com</a>	
Kevin Cloepfil	Board Member		805-390-1059
Bill Davis	Board Member, Instructor		805-208-7002
David Jockisch	Board Member, Publicity Chair	<a href="mailto:davidjockisch@yahoo.com">davidjockisch@yahoo.com</a>	
Erik Hammerquist	Board Member	<a href="mailto:emammerquist@outlook.com">emammerquist@outlook.com</a>	818-515-4465
Brian Carter	Board Member, Instructor	<a href="mailto:reiadvisor@yahoo.com">reiadvisor@yahoo.com</a>	818-232-1580
Clark Pentico	Previous Club President	<a href="mailto:clarkp@cvarchers.com">clarkp@cvarchers.com</a>	805-630-1749
Ken Downey	JOAD Program - Lead Coach	<a href="mailto:ken.downey@cvarchers.com">ken.downey@cvarchers.com</a>	805-231-6135
John Downey	Newsletter Editor, Club Tournament Chair, Coach	<a href="mailto:editor@cvarchers.com">editor@cvarchers.com</a>	805-527-4894
Michelle Lim, Dawn Luttrell	Work Hours Tracking	<a href="mailto:cvahours@yahoo.com">cvahours@yahoo.com</a>	
Richard C. Silverio	Volunteer Communications, Coach	<a href="mailto:richardcsilverio@yahoo.com">richardcsilverio@yahoo.com</a>	818-442-5182
Dennis McKaig	Volunteer Hours Coordinator	<a href="mailto:cvamemberhours@gmail.com">cvamemberhours@gmail.com</a>	
Philip Mastinick	Project Management Chair		

# CVA 3D Ranges MAP



# **CONEJO QUIVER**

**August 2023 Issue**



**The August Club Shoot and General Meeting (11:30am) is back to our normal Schedule, Sunday August 27<sup>th</sup> 2023. Please make plans to attend.**

## FROM THE EDITOR

John Downey

Welcome to the August issue of the *Conejo Valley Archers Quiver*.

August was an interesting month for us, as we celebrated our 50<sup>th</sup> Club Year Anniversary with an Open House on the range. Special thanks to Bonnie and all the folks that helped to make it a success. Do check out the article and photos inside on the celebration.

There is lots of other good information inside as usual, with columns from all of usual presenters, Kurt, Cathy, Morgan, Curtis (Archery's Latest Ethical Challenge), Ken and Geoffrey (JOAD On Point) and the latest archery scores from yours truly. Remember, to be in the running for a range record trophy, you need to have 5 club shoots under your belt, which just leaves you the August and September shoots.

Make sure to check out the flyer for the Fun in the Sun 3D Novelty Shoot and Zombie posters courtesy of David Jockisch.

### REMINDER NOTE:

We are getting closer to the end of the club year, and will be electing new Officers and Board Members before you know it. Check out the info and member Bio's inside. The Zombie Shoot, Club Banquet, and Awards Ceremony are all in October – check out the info on each inside.

Keep stick'n them pointy ends in the target. Hope to see you around the range.

Regards  
John Downey, Editor

## FROM THE DESK OF THE PRESIDENT

Kurt Hoberg

### CVA Range News

**Overall Range News:** The range is starting to dry out, however the wretched mustard continues to grow in places.



**Field Range:** The range is looking great, thanks to our club members in clearing the first few targets on the second half of the range adjacent to the Tournament Range.

Those who have Field lanes adopted (some are still available), now is the time to assess anything that needs to be done to your lanes. I highly suggest a bi-weekly visit to your lane to knock weeds down before they become unmanageable.

Some quick tips for those who have adopted lanes on what to look for:

- Stand by each of the shooting stakes and clear any vegetation that is hanging into the lane and may be blocking the target from where shooters are taking their shots.
- Take a look at the shooting stakes themselves and assess if they need to be painted.
- Your lane responsibility also includes the walkup to the next target.
- Assess the bales and stands and let a Board member or Range Captain know if there are repairs needed.

Lane adoption is a great way to book your working member hours. We have several lanes that are up for adoption (10, 15, 16, 23), and the 3D Canyon range has lanes that can be adopted as well.

### Tournament News

**CA State Outdoor 2024:** Our bid for the 2024 State Outdoor Championships was reviewed and approved by the State Archers of

California Board of Directors. I'll be taking a few months off before planning for next year's shoot. As planning proceeds and details solidify, I'll be providing updates.

**CVA Bombardier Traditional Tournament:** We need a Tournament Chair to carry on this tournament as Bob has officially retired from managing the shoot. If you are interested or have questions, let me know or talk to a Board member.

**CVA Toy Drive:** This shoot is a charity toy drive, where the shooting fee is an unwrapped toy. This year's theme is Hoppy Holidays, as CVA's mascot is a rabbit. Get it? Planning is underway, and my wife's artistic creativity is in overdrive thinking of target ideas. This is always a fun shoot, hopefully we won't get rained out this year!

Please click the links below for info if you are interested in more tournament details:

- CA Archery is using the USA Archery WEB site to schedule tournaments. Browse to <https://www.usarchery.org/events/find-an-event> to find and schedule out the event of interest.
- CBH/SAA: <https://www.cbhsaa.net/EventCalendar>

#### **Range Security**

We continue to have issues with members not locking the tournament range gate. There has been some improvement, but the issue continues.

If you are leaving the range, lock the gate. If you are coming onto the range, lock the gate behind you. If you are unsure if you should lock the gate – lock the gate. Be careful with the locks, don't drop them, or use them as pry-bars, hammers, etc.

All Club members must do their part to secure our range.

See you on the range!

Your President,  
Kurt

Remember, archery is easy. Shoot a 10, do it again!

# REWARD

★ ★ \$20,000 ★ ★

For the capture of Kurt Hoberg

## “THE Prez”



## DEAD OR ALIVE

# FROM THE DESK OF THE VICE PRESIDENT

Cathy Linson, Vice President

Dear Club Members,

We're pleased to note that the **Middle Ridge Trail** has been certified; thank you to Tom Cayia for leading the effort to get that accomplished. There was only one change needed to the last target, due to its proximity to the field range, to ensure safety.

## Lane adoptions

We have finally reached the end of growing season for the mustard. The Field Range is in good shape, thank you to Brian Rohrer for cleaning up lanes 15 and 16 and Paul Long for clearing lane 14. It is nice to see folks stepping in to help keep the range in good shape. Both Brian and Paul have adopted other lanes but they each saw a need and stepped up to help.

There are currently **3 lanes unadopted on the field 15, 16 and 24**. All Middle Ridge Lanes have been adopted and are in great shape for shooting. The **first 12 of the 3D lanes plus the practice area are now open for adoption (Thank you Tom Cayia)**. The Tournament Range flat part out to 90 meters has been adopted by the JOAD group.

The plan for next year, to keep the range shootable at all times, is to get the remaining Field Range lanes adopted along with all 25 of the 3D lanes and areas of the range (see examples below). Remember that **clearing of adopted lanes or range areas does count toward your required hours**; this is a great way to get hours on your own schedule. I will be checking in with all current lane adoptees in September to verify commitment for next year and then working to get all lanes and range areas adopted. If we can get it done by

January, we should be set to keep the range shootable throughout growing season.

Let me know if you have ideas for range areas to adopt out here are some ideas:

- 1) The Public Session Parking Lot
- 2) Both sides of the road from the field range to the 3D
- 3) Both side of the road from the 3D to the Tournament Range Parking lot
- 4) The Public Session Range (can be split into sections)
- 5) The area between the kitchen and the field range near the porta potties
- 6) Behind the Tournament Range (90 meters +; behind the bales)
- 7) The area between the Tournament Range and the bridge
- 8) Tournament Range parking lot including islands

To adopt a lane or range area you need to be able to check on and clear the area at least every 2 weeks during growing season. If you noticed this year, 3 weeks after Tom Cayia had the landscaping crew out the public session parking lot was a mess again, mustard grows rapidly. If you do not have your own equipment the club has some for member use. When the mustard is small a flat head shovel or hoe is the best tool because you can get the root which slows regrowth.

If you are interested in adopting a lane let me know. If you can think of other areas of the range that we can adopt out, let me know that as well.

## 3D Lanes

The first 12 of the 3D lanes and the Practice area have been marked with yellow tags and are numbered or labeled. Lanes 1 thru 10, along with the practice area should be easier to care for.





### **Tournament Hours**

Last year the requirement for each membership to work 4 hours at or preparing for a tournament was added. The decision was made to track the hours for the first year but no consequences were determined for members who did not fulfill the requirement. Eighty percent of memberships completed the required tournament hours during the current club year, October of 2022 through September of 2023.

Thanks to that requirement and the efforts of working members we had more help, especially for the State Outdoor and the Senior

Games, than in previous years. The Bombardier Traditional Challenge was the only tournament where more coverage was needed.

We need all memberships to participate in the coming year in order to cover all spots at all tournaments. For now, we will continue to track and wait until this time next year to determine if changes need to be made.

### **Carpet Bales**

Currently I am conversing with ArroLast weekly; we are getting close to delivery time. As of Wednesday, 8/23/23, tentative delivery date is Friday, 9/15. Philip Mastinick is unavailable the 1st thru the 8th of September so we asked for delivery the following week.

This seems like a good time to clear up a few rumors and begin to talk about receipt and placement. Philip Mastinick will be leading the efforts to unload the truck as well as stage and place the bales.

### **Rumors**

I have heard folks saying the bales weight 800 or 1000 pounds each and that our tractor cannot lift or move them. I suspect this is a misunderstanding caused by information that we will be renting equipment to unload the truck. Here are some fun facts about the carpet bales that hopefully will clear up these and other rumors.

- 1) Each carpet bale weighs between 500 and 550 pounds.
- 2) They will be on pallets stacked 3 to 4 high when delivered.
- 3) Each bale we ordered is 48"x48"x16" they do make 36" bales but we did not order those.
- 4) A weather resistant coating is applied to each bale which allows it to keep its shape and function while being exposed to the elements. Verdugo and Oranco have both used these bales for many years without having to protect them from the elements.

- 5)
- 6) No roofing is required over the carpet bale to protect it from sun or rain; the weather proof coating handles that. A roof would only protect the paper target used on the bale.
- 7) With heavy rear ballasting and an experienced operator our tractor can lift and move individual bales.
- 8) We are renting equipment to safely unload the truck because each pallet will weigh between 1500 and 2200 pounds and would require the forks to be lifted high enough to change the tractor's center of gravity. There was enough money approved by the membership to cover the purchase of 40 bales and the rental of equipment for unloading.
- 9) The bales can be placed so that the carpet is stacked either vertically or horizontally.
- 10) In order to increase the life of the bale, it is best to change target types so that archers are not aiming for the same place on the bale every time.

#### **Truck Unloading and Bale Placement**

1. Steel toed shoes are required by OSHA for anyone handling the bales or working around moving equipment.
2. The 28 bales to be used on the field range will be placed on the current backstops. Any needed repairs or modifications to the base or backstop will be made before placement.
3. The membership already voted to replace the field range practice area bales with carpet bales, I believe 6 are needed.
4. Philip's plan is to offload the truck, unstack the bales and orient them vertically on dunnage with the rental telehandler forklift. Then place as many as possible and stage the rest near their respective homes.
5. Due to the terrain on a few of the lanes, a few bales will be staged near the backstop and moved a short distance into place by a skid and possibly a winch. Muscling the bales into position will be avoided if possible or kept to a minimum.

6. There has been some discussion about placing some of the bales on the tournament range near the practice targets. We could use all 6 (7 if you count the bale that is currently on lane 15) of the remaining on the tournament range at distances of 20, 30, 40, 50, 60, 70, and 80 yards. The bales could be placed on pallets for easy removal once a year for the State Outdoor. Another suggestion has been made to place 4 of the bales on the Public Session range on the far right, where the current 20, 30, 40 and 50 yard bales are. If you have a preference or other ideas please come to the August General Meeting, 8/27/23, to lend your opinion to the conversation and help the club make the best decision for the benefit of all members.

#### **Some advice from Verdugo Hills and Oranco Bowmen; both clubs have used carpet bales for 10 years or more.**

1. Change the target type regularly and turn bales once every 5 years is the only maintenance.
2. Consider adding steel stands to keep ground squirrels from digging underneath.
3. Consider foam blocks on top to catch any high shots.

Warmly,

Cathy

#### **Cathy Linson**

Vice President

Conejo Valley Archers

Vicepresident@cvarchers.com

805-791-5102

## From the Pen of Morgan's Thomas

### Member Anniversaries!!!! July / August 2023



#### July:

12 years	Daniel Aldrich
13 years	Randy Jenkins
10 years	Terry Marvin
2 years	Brent Siemer
3 years	Mike Steinwender
17 years	Bryan Tanger

#### August:

10 Years	Erik Hammerquist
2 Years	Robin Holt-MacDonald
2 Years	Bryan Howard
4 Years	Gary Howerton
4 Years	Kevin Padilla
9 Years	Ronald Riley

Thank you all for your continued support of our club!

Just a reminder to get your **hours in before September 15<sup>th</sup>**. If you miss your hours, you will be responsible for paying the maintenance fee.

Morgan

# REWARD



## \$5,000

For the capture of Matt Ivie



## “LADY KILLER”



## DEAD OR ALIVE

This debonaire thief of the night draws his female victims in with his smooth style, fashionable attire and handsome good looks.

Any Information leading to the apprehension will be rewarded.

## CVA Open House 50<sup>th</sup> Anniversary Wrap-Up

We had quite the diverse group of activities for folks to view and experience at our Open House.

Some of the Presenters and Helpers included

- Curtis Hermann – Various Bows, Arrows & other Archery Presentations
- John Downey - continuous loop string making
- Robert and Dawn Luttrell - kitchen prep/food services/Kid's Craft
- Morgan Thomas - Membership table
- Arrow Fletching & Cresting
- Justin Huish - Elite Athlete Chat
- Oscar Melendez - Turners Table
- Public Session Coaches and Instructors
- Bob Bombardier - Flint napping
- Kory Collins - Game Warden booth
- Rob Lind - Flemish String
- Ken Downey & Geoff Houghton - JOAD Team
- Josh Fint - 3D Target Repair
- Phil Mastinick - Equipment Display
- David Jockisch - Publicity
- Cathy/Shen Linson- Photo Op Monitors
- Kurt Hoberg - Atlatl Demo


We also had a **Members Awards Display** with all kinds of beautiful awards, buckles, belts, medals, statues etc. won by our members in tournaments.

## Some Pictures from the Open House

Courtesy of Bonnie Marshall & Paul Sweet



**Bob Bombardier and the Flint Knapping Demonstration – a number of kids got to try it.**





**Lots of folks had fun trying their hand at the AtlAtl session led by Kurt Hoberg**



**One of the spectators trying his hand with the AtlAtl under the watchful eye of Kurt Hoberg**



Greeting the folks



Practice Area with various shooting targets



Kory Collins & friend - Game Warden booth



... and in action



Taxi Service at the Open House



Curtis explaining some of the finer "points"



A few of the bows on display by Curtis Hermann



Various arrows, arrow head points and memorabilia





**Yours truly making a Continuous Loop Bow String**



**Robert Luttrell pointing out the finer points of arrow building**



**Just one of the many "Photo Areas"**

# UPCOMING EVENTS AT OUR RANGE



*Conejo Valley Archers*  
CONEJO VALLEY ARCHERS

## Conejo Valley Archers Spring Classic March 9-10, 2024

Three Archery Tournaments in One!  
Thrice the Challenge!  
Thrice the Fun!

NFAA Field Round • 3-D Round •  
American 900 Round  
**Open and Traditional Money  
Classes (M/F) for Each Tourney!**  
**Over \$3,360 in Prize \$\$\$!**

Schedule	Saturday (9th)	Sunday (10th)
Registration Opens	7:00-8:30	7:00-8:00
Ranges Open: 3D and Field Ranges	7:30-4:30	7:30-12:30
900 Round — Practice Round	8:30	8:30
900 Round — Start	9:00	9:00
Score Cards Due	4:30	2:00
Awards		2:30

Shoot one, two, or all three Tournaments over two days.

Shooting Styles (Non-Money Class): NFAA Bow Classes (FS, FSL, FSLR, BB, FSBH, TRAD, LB, BBR)

American 900 Round	3-D Round	NFAA Round	Entries and Extras	Fees
5 ends of 6 arrows/dist.	25 targets	28 targets - 50/50 field/hunter	<b>Each Tournament</b>	(non-money class)
4 minutes per end	Unmarked yardage	Marked yardage	Adult/Senior	\$25 (\$75 for all 3 tourneys)
122cm targets (5-ring option)	No Range Finders!	4 arrows per target	Under 17 years old	\$20 (\$60 for all 3 tourneys)
3 yardage distances:	2 arrows per target	5-4-3 scoring	3D Mulligan (2 Max)	\$1 each
⇒ Senior+ 40-50-60y	Traditional: 33y max	Money Classes shoot Adult stakes by style (Comp. or Trad.) and use 6-5-4-3 "Pro" scoring (X=6)	3D Doe Tag (1 Max)	\$1
⇒ Adult 40-50-60y	Compound: 50y max		<b>All Money Classes</b>	(money class)
⇒ Y.A. 40-50-60y	Cub/Youth: 25y max		Each Tournament	\$50 + (\$150 for all 3 tourneys)
⇒ Youth 30-40-50y	Money Classes shoot Adult stakes by style (Comp. or Trad.) and <b>cannot</b> purchase Mulligans or a Doe Tag			
⇒ Cub 10-20-30y				
Money Classes Shoot Adult				



**Awards for all Divisions (using NFAA rules) (M/F)** (Senior+, Adult, Y.A., Youth, & Cub)

**Grand Champion:** Total Score for all three tournaments (non-money class only)

**Money Classes:** Separate Men's and Women's Open (sights, releases, and stabilizers okay) and Trad Classes for each tournament. The Trad Money Class will include longbows and all recurve bow types (barebows only; arrow rests allowed). **Must be present on awards day.**

Food and beverages available on the range.

RV Park (full hookup) and camping by range at Tapo Canyon Park (reservation strongly recommended): <http://www.ventura.org/inland-parks/tapo-canyon-simi-valley>

Vendors Welcome! E-mail [CVASC@cvarchers.com](mailto:CVASC@cvarchers.com) to reserve your space.

**Payments:** Pre-registration and pre-payment will be available through [www.cvarchers.com](http://www.cvarchers.com).

**Visit:** [www.cvarchers.com](http://www.cvarchers.com) for more information about the tournaments, the structure for the Money Classes, pre-registration instructions, and any hotel information.

**Questions?** E-mail [CVASC@cvarchers.com](mailto:CVASC@cvarchers.com)

11/20/2023

# WANTED

**DEAD OR ALIVE**

for the

## Fun in the Sun 3d Zombie

### Novelty Shoot

October 1, 2023

30 Novelty & 3d Targets

Marked Yardage



The Conejo Valley Archers' range is located in Simi Valley, California

#### Shooting Styles

Free Style (FS)  
Free Style Limited (FSL)  
Bow Hunter (BH)  
Bow Hunter FS  
Bow Hunter FSL  
BareBow (BB)  
FITA Recurve  
**TRADITIONAL**  
Longbow (LB)  
Recurve (REC)  
Selfbow (SB)

#### Tournament Fees

##### ITEM - PRICE

Seniors (60+) - \$15  
Adults - \$20  
Young Adult (15 - 17) - \$15  
Youth (12 - 14) - \$10  
Cubs (Under 12) - \$ 5  
\*Family - \$30  
Couples - \$25  
Mulligan - \$ 1 (Limited to 2)  
Deer Tag - \$ 1 (Limited to 1)

\* Includes husband, wife and children under 18 years old.  
NON CBH/NFAA or USAA pay \$5 more

For more information  
on the event and  
registration  
visit our website:



[www.CVArchers.com](http://www.CVArchers.com)

## INFORMATION - GENERAL ELECTIONS

Final Nominations - To have a name placed on the ballot, final nominations are required by end of business at the August General Membership Meeting on August 27, 2023. Write in votes are always accepted during voting.

All voting will again be done through our online service 'Simply Voting'. The site is extremely easy to use for voting and reporting. This is all done via email so make sure that we have your updated email! If you are a family type membership, you do get two votes, I have sent multiple emails to request any secondary emails.

Voting directions will be sent out with your personal link to vote. Voting is secured and no one can see your specific voting choices as you are given a personal code for your email link.

### Voting Timelines:

Mid-September - Ballots links sent out, paper ballots must be requested

Wednesday September 20 - Mail in ballots must be postmarked to be counted.

Saturday September 23, at 6pm - Online voting closes

Sunday September 24 - Results announced - General Membership Meeting

---

**All nominees are encouraged to submit a presentation bio for the August Quiver by 8/16/2023**

The following persons have so far accepted nominations to be placed on the slate for the 2023-2024 Board Elections:

### Officers

- 1) President – Kurt Hoberg
- 2) Vice President – Cathy Linson
- 3) Secretary – Scott Leviant

### Directors\*

- 1) Tom Cayia
- 2) Erik Hammerquist
- 3) David Jockisch
- 4) Robert Luttrell
- 5) Bonnie Marshall
- 6) Morgan Thomas

If you are unable to attend the General Meeting but would like to nominate someone or yourself, please contact any of the Nominating Committee (Kurt, Cathy or Bonnie) and we can add the person to the ballot.

\*Kevin Cloepfil, Mike Keena and Brian Rohrer all have one more year on their two-year term.

The Treasurer is an appointed position.

Thank you,  
Bonnie

## **CVA MEMBERS RUNNING FOR THE BOARD**

### **Kurt Hoberg, Candidate for President of Conejo Valley Archers**

Dear CVA Members,

As a member of CVA and its current President, I am honored to seek re-election for my tenth term in office. For those who may not have had the pleasure of acquainting themselves with me, I would like to take a moment to introduce myself.

My family has been proud residents of Moorpark since 2003, and we have actively engaged with CVA as Club Members since 2006. With over 15 years of experience in archery, my primary style is Olympic style recurve, and I also have a keen interest in traditional and barebow styles. Throughout my journey, I have actively participated in various USA Archery and CBH sanctioned events, achieving notable accomplishments, including being ranked first in the Master's Division at the State level and winning many State and National events.

As a USA Archery Certified Level 3 Coach, I have diligently contributed to our community by assisting during the weekly Saturday Open Public Sessions, providing guidance to archers of all levels. Moreover, I have taken on the responsibility of training and certifying numerous CVA Members as USA Archery Level 1 and 2 Instructors, nurturing a skilled and knowledgeable archery community within our club.

Beyond our club's borders, I proudly serve as the Vice President of the State Archers of California, an affiliate body of USA Archery, which oversees sanctioned California State Tournaments. My dedication to archery extends beyond personal achievements, as I am genuinely enthusiastic about all facets of the sport.

During my tenure as President of CVA, our club has undergone transformative developments. Notably, our Public Session range has evolved into a significant offering for the public, expanding from its modest beginnings to the well-equipped and popular range it is today. The Field Range has garnered acclaim for its challenging shots

and was proudly certified as a NFAA 4-Star Range in 2022. Our dedication to the development of young archers is evident through the establishment of a formal Junior Olympic Archery Development (J.O.A.D) program on our 40 lane Tournament range, providing exceptional coaching to nurture youth talent.

CVA's commitment to innovation is highlighted by the establishment of not one but two full-time, permanent 3D Ranges, including the Middle Range Trail, which was successfully introduced in 2022. Such accomplishments have earned accolades and admiration from club members and guests alike, with other club leaders both domestically and internationally expressing envy at our range's shooting diversity.

If entrusted with another term, my focus will continue to be CVA's members. I highly value your feedback, and I am committed to implementing improvements that enhance the range and enrich our offerings. With four years of prior experience as a CVA Board member, and subsequently being elected as Vice President and then President, I possess a comprehensive understanding of our club's processes and the means to bring members' ideas to fruition.

My involvement with Ventura County, our property's lessor, has been marked by open communication and effective negotiation, culminating in the renewal of our property's lease for another 5-year term. As a representative of CVA in various tournaments, I have forged strong connections with leaders of other archery clubs in our region, other states, and even globally. My contributions have been recognized through my election as Vice President of the State Archers of California.

In summary, I am deeply passionate about archery, and I pledge to channel that passion into making the coming year at CVA truly exceptional. Your support in the upcoming election will allow me to continue the journey of progress and achievement for our esteemed club.

See you on the range!

Kurt Hoberg

## Name: Cathy Linson, running for Vice President

How many years a member: 10 years

How many years shooting: I shot as a kid and these past 10 years have enjoyed supporting my daughter's shooting

Previous/active positions held: I have been Vice President for the past few years and was previously a Board Member. I was the Required and Volunteer Hours Coordinator for 3 years and still manage the hours tracking system.

Archery experience/who are you: I have helped out at the Public Session for 8 years; wrote the Lane Clearing Protocols for the Field Range to help new adopters know what is expected; participated in many work parties; worked many tournaments; managed the tracking of coaches and instructors certifications; and organized homeschool archery classes. I manage lane adoptions; my goal is to get the 3D range adopted out this year so that the range stays shootable even during growing season. I took on the project of getting carpet bales approved by the membership; delivery should occur within the next 3-4 weeks.

What can you bring to the CVA Board in the position you are running for: communication with members; organization and systems development to streamline processes; willingness to take on tasks to help decrease the work load of the president. My goal is to make every member feel welcome and a part of the club by listening to issues brought up and seeking resolution.

Cathy

Cathy Linson  
Vice President Conejo Valley Archers  
Vicepresident@cvarchers.com  
805-791-5102

## Name: Tom Cayia, running for a Director Position

Hello, my name is Tom Cayia and I have been a member of the CVA for 13 years. My goal is to provide an enjoyable experience for all our various archery styles. I recently spearheaded the project to get the lanes and various other areas of the range cleared of mustard by contracting with and managing the Landscaping company that did the work.

I am a big believer in the word **TEAM** which stands for: ( Together Everyone Achieves More )

Come join me in making our club one of the best in Southern California. Thank you.

Thanks  
Sent from my iPhone  
Tom Cayia  
805-427-2960



# REWARD



## \$3,000



For the capture of Scott Leviant

## “SMOOTH OPERATOR”



## DEAD OR ALIVE

This icy blue menace has all the charm and sympathy of an attorney. Citizens are advised to avoid or approach this character with caution. Any Information leading to the apprehension will be rewarded.

## CVA Scholarship Application 2023

Club Members,

The Conejo Valley Archers present a yearly opportunity for our competing youth archers to submit an application for our Conejo Valley Archers Youth Scholarship. Please read through the email sent with attachments on Monday July 10, 2023, or contact Bonnie to resend the Scholarship Request Form and Agreement information

Deadline to submit your applications is Monday September 4 by 6PM. Submissions must be presented in full with all documentation completed and attached.

Send your applications direct to: [president@cvarchers.com](mailto:president@cvarchers.com)

DO NOT SEND YOUR APPLICATION TO THIS EMAIL - follow directions!!

If you have any questions you can reply to this email directly.

See you on the range,  
Bonnie Marshall

**SAVE THE DATE**  
**Sunday October 22, 2023**  
**CVA Annual Awards Luncheon**  
**More to come!**

# SNAKE BITE – FIRST RESPONSE PROTOCOLS

## THIS ARTICLE IS REPOSTED AGAIN THIS MONTH DUE TO ALL OF THE RECENT SNAKE ACTIVITY ON THE RANGE

You may be unsure whether you've gotten a snake bite or an unrelated injury. Some signs of a bite include puncture marks at the site of the wound, pain and swelling as well as neurological symptoms such as blurred vision or numbness and tingling of your face and limbs.

If you or another person, are bitten, try to remember the color and shape of the snake, because that may help medical professionals treat the injury.

1. Sit down and stay CALM
2. Do NOT apply a tourniquet
3. Do NOT suck on the wound
4. Stay calm, and alert any immediate local assistance to coordinate transportation to hospital, or call 911 – arrange to meet emergency vehicles at gates

### Site addresses:

- **Main Gate:** Tapo Canyon Park – 4651 Tapo Canyon Road
  - **Tournament Range side:** 5000 Bennet Road
5. Wash the wound with warm, soapy water if possible
  6. Circle the site of the bite with a Sharpie and write the time next to it. You should keep a list of your symptoms and

periodically update it, as that could help the medical team that treats you.

7. Cover the wound with a clean, dry dressing. **First-Aid kits** are posted all around the range areas at Main Kitchen, Stage area, between Targets #12 and #13 at the portable restroom, 3D Shade structure, Tournament Range, and the Public Session Range.
8. **Remove jewelry and watches, which will be much harder to get off if your limbs start to swell.**
9. If you begin to experience anaphylaxis, including swelling of the face and throat, hives or difficulty breathing, use an EpiPen if you have one.
10. **VERY IMPORTANT** – Call ahead to the local hospital to alert them that you are bringing in a rattlesnake bite victim and verify they have anti-venom immediately available at the site.

Local Hospitals that generally have or have access to anti-venom onsite:

- Los Robles Hospital – Thousand Oaks – 805-497-2727
- Adventist Health – Simi Valley – 805-955-6000

Report the incident to the club as soon as possible.







The Real Dynamic Duo

# REWARD



## \$3,000

For the capture of Mike Keena



### “Hunter”



## DEAD OR ALIVE

Hiding in plain sight this dilapidated corpse finds comfort in his natural habitat deep in the brush eating rotting flesh.

Any Information leading to the apprehension will be rewarded.

# REWARD



## \$1,000

For the capture of

### KEVIN CLOEPFIL



## DEAD OR ALIVE

## JOAD – Always On Point

August 2023

Greetings CVA and JOAD families! What an amazing end of summer it has been! Our JOAD program participated in the CVA Open House with special guest, Justin Huish, we celebrated the end of summer with our first ever annual BBQ and pool party and we even had a chance to play while the Coach was gone!



CVA's open house was a special day for our JOAD kids. Not only did we get a chance to showcase how a tournament was run but we also got the opportunity to shoot all day with Justin Huish. The kids shot amazingly well, and Justin even shot a personal best! We truly want to thank Justin for his kindness and generosity. He regaled stories of his parents' archery shop, how he got started, his experience during the Olympics and his hopes to compete at the global level again. As if that was not enough, Justin even brought one of his Olympic gold medals and allowed every child to wear the gold! As the day ended Ken, Jack and Justin did something fun with balloon shoot-off at 70m! I think Justin enjoyed the challenge and didn't miss a balloon! We can't thank you enough Justin, and we hope you will join us again during a Saturday JOAD.

As the summer is coming to an end, Ken and I thought it would be fun to break free from the archery routine and have a summer BBQ. The Yasutake's kindly hosted the BBQ pool party and cooked some killer tri-tip, ribs and garlic bread. Our JOAD

families also brought and prepared a feast of side dishes, hamburgers, hot dogs, margaritas and desserts. What a fun way to end summer as the kids headed back to school. Many thanks to the Yasutake's for hosting the party! Long time JOAD member, Charlie K came by during his break from his studies at the University of Michigan. It's always great to see our JOAD kids come back and update us on their lives and archery journey. Charlie is an amazing person, and we cannot wait to see where his studies take him. Thanks, Charlie, for joining our BBQ!

We also had a bit of fun recently. Ken Downey had to be out of town for the weekend so, while the cat is away the mice will play and play, we did! Assistant Coaches, Andrew and Geoff set up a day of fun for our JOAD kids. The range was rocking with music and the target faces consisted of a variety of games and challenges including, billiards, tic tack toe, dinosaurs, a buck and turkey's and poker! The parents even got into the action by adding another level of complexity (and some anxiety) when we gave them a bucket of water balloons. The object of the game was to tag your favorite archer with a water balloon! It's always fun when the parents get involved.

Some of our archers are preparing for the Pac Coast Championship so stay tuned for updates and pictures. A big thank you to CVA for granting the purchase of the weed whacker for the tournament range and to Ken and our parents for spending some time whacking away! The range has been looking great. See you at the range,

Ken, Andrew and Geoff



**Justin and kids!**



**Matthew, Ducky and Johann during the shoot.**



**The CVA Open House Tournament**



**Hey! Here's a new band name, Justin and the JOADs!**



Justin was so kind and allowed everyone to wear the gold. What an amazing opportunity. THANK YOU, JUSTIN!



Charlie K came down from Univ. of Michigan to check on his JOAD team mates.



Ken even got to wear the gold!



70m balloon shoot off! We were laughing, amazed and totally entertained!



The JOAD BBQ pool party!



Kids were entertained from stories with Ken and John Downey



JOAD Fun Day, while Ken was Away!



Some of the fun targets, billiards, poker, tic tack toe and dinos!



The Orange spot and the animal targets were some fun challenges.



Brothers, Jonathan and Matthew, enjoyed billiards



Sibling rivalry, Isabelle and Matthew playing tic tack toe



Audrey and Rishi were our hunters, going for the buck and turkey!



Our older boys played poker and by the looks of it, Nic did well for himself...Nic are those hundreds?



Yes, they are hundreds! Remind me to not play poker with Nic or is that not to play archery poker with Nic?!





The parents challenged the kids with a variety of trick shots. This one consisted of shooting the buck's head. Jack shot the poor dear through the eye. Eye on the prize Jack!

# REWARD



**\$10,000**

For the capture of John Downey



**"THE BRAINS"**



## **DEAD OR ALIVE**

Prone to hide in his secret layer, this vicious killer's influences are felt throughout any mischief that might befall a community.

Any Information leading to the apprehension will be rewarded.

## FOR SALE

[Josh Fint's](#)

"I've decided to sell this longbow, its 66" long and #44@28" - AJT Traditional Zeus, the same model featured in the Jake Kaminiski videos on YouTube. Drop me a line if you are interested, I could meet you at the range. Additional details in first comment per Facebook."

[\(194\) Olympian Shoots His First Traditional Bow | My First Arrows with a Trad Bow - YouTube](#)





# REWARD



**\$3,000**

For the capture of



**“THE GROVELER”**

---



**DEAD OR ALIVE**

---

Not much is known about this pitiful creature. Always be mindful of your surrounding especially in open walking courses.

Any Information leading to the apprehension will be rewarded.

# REWARD



**\$3,000**

For the capture of



**“THE PRODIGY”**

---



**DEAD OR ALIVE**

---

Known to serenade his victims in with what survivor's have called a Sirens call, this monster harvests on the necks of his prey.

Any Information leading to the apprehension will be rewarded.

# CVA Monthly Club Shoot Results

John Downey, Tournament Chair

We had another nice turnout for the July Club Shoot with 24 sets of score cards turned in. Stephan Buba had the top handicapped score of 555. Brian Carter (551) and Oscar Melendez (550) picked up the second and third spots. Oscar also had the top scratch score of 532. Top Non-Wheel Bow shooter honors went to Kurt Hoberg (536) shooting his trusty FITA bow, and Josh Fint (530) had the highest traditional bow score.

Name	Div	Style	Sex	July Scratch	July Handicap	July Hscore
Stephan Buba	A	FS	M	500	55	555
Brian Carter	MS	BHFS	M	486	65	551
Oscar Melendez	A	FS	M	532	18	550
Brent Siemer	GA	FS	M	467	70	537
Kurt Hoberg	MS	FITA	M	446	90	536
Terry Marvin	MS	FS	M	471	65	536
Josh Fint	A	LB	M	307	223	530
Brandon Newcomer	A	BHFS	M	388	135	523
Jim Collins	A	BHFS	M	429	91	520
Philip Mastinick	A	BB	M	356	161	517
Nathan Collins	YA	FS	M	435	77	512
Norman Rice	GA	LB	M	202	307	509
Jaclyn Howerton	A	BB	F	271	232	503
Brian Carter	MS	TRAD	M	283	217	500
Norman Rice	GA	TRAD	M	208	284	492
Tom Swindell	GA	LB	M	204	280	484
Gary Howertron	MS	BB	M	175	305	480
Brent Siemer	GA	TRAD	M	167	312	479
Carlos Parada	GA	TRAD	M	215	259	474

Tom Sheppard	GA	BHFS	M	309	163	472
Morgan Thomas	A	TRAD	F	176	293	469
Rachel Howerton	A	FITA	F	217	199	416
Tony Huynh	A	FS	M	415	0	415
Brian Rohrer	MS	TRAD	M	153	0	153

## Answers to Frequently Asked Questions

1. Handicaps are picked up upon the completion of the third club shoot and are calculated by taking 80 percent of the difference between 560 (a perfect score) and the average of the current and prior two scores. The handicapped score for the month is the sum of the current club shoot (scratch) and the calculated handicap.
2. All score cards need to be turned in on the day of the shoot, or within one week if you shoot during the week. You must shoot on the same targets as were shot on Sunday.
3. Double score cards are still required, and each score card must be signed by the archer, and two other people in the shooting group.
4. The actual score cards or electronic copies (images of *both* copies) need to be turned in to me for verification. Scanned images or photographs of the cards (i.e., camera phone images) can be emailed to [johndowney@sbcglobal.net](mailto:johndowney@sbcglobal.net).
5. Range Record Trophies are awarded for the Highest Scratch Score shot in a particular age group, sex and bow style. To qualify for one of these trophies you must have completed and turned in score cards for at least 5 club shoots.
6. Club Champion Belt Buckles are awarded based on the 5 highest handicapped scores (meaning you must have shot at least seven club shoots to qualify – remember you don't pick up a handicap until your third shoot).

## “Drones are Archery’s latest ethical challenge”



*A column for the “Conejo Quiver”  
by Curtis Hermann, August 2023*

Archery was the predominate tool for survival and self-defense for several thousand years and remained dominate until about 400 B.C. when the crossbow entered the scene. At the beginning it was a very controversial move and it took another twelve hundred years, but eventually, the crossbow did

replace the longbow as a primary weapon of war. This was just the beginning of controversies in the world of archery!

Archery lost even more ground with the introduction of gunpowder and the arrival of the flintlock rifle in the seventeenth century. Ben Franklin argued that we should fight the Revolutionary War using the longbow. We had all the raw materials necessary to build bows and arrows by the thousands and we could avoid the issue of purchasing gunpowder. Gunpowder came to the colonies from France (who purchased it from England). This longbow argument fell on deaf ears, even tho’ it was the only rapid-fire weapon available; archery was too difficult to master for the average soldier in a short-term training program.

However, after the Civil War, archery (*formerly in near obscurity*) began a great reset and has steadily gained popularity from a mere few hundred to more than seven million in America alone; worldwide it continues to gain practitioners in astonishing numbers!

As a young archer, I gave little thought to such things. The first challenge in archery (*that I became aware of*) was the

introduction of multiple sight pins or a moveable single sight pin on the front of the bow. This created a new division in NFAA competition and was called “Freestyle.” The NFAA was created to bridge the gap between the target archer and the bowhunter by creating an archery range that was suitable to work with both groups. The consequences or side effects of this effort was not foreseen and when sights were introduced by target archers it shortly became the dominate class on the Field Range. It was controversial and it came with a backlash that was fairly dramatic, thousands of bowhunters who proudly shot instinctively as their ancestors had, and could not compete with the sight shooter slowly began to avoid field ranges all over the country.

It took twenty or so years for the change, but eventually the “instinctive archer” who shot a bow the same way as the ancients had for thousands of years, went from the dominate class on the field range to the smallest number of tournament participants. By 1980 the freestyle archer with his sight pins and compound bows pretty much ruled the NFAA field ranges in America. Even many bowhunters had converted to using compounds with fixed sight pins.

The backlash to all this engineering progress happened at about the same time. It was started by a young upstart company called the “Critter Factory.” Their product was a very realistic full sized animal target made from a durable foam like material. Even the “instinctive archer” could not resist a range made of life-sized deer, bears, elk, etc. So, the “instinctive archer” made a comeback in the very early 1980’s with this introduction of the 3-D animal target. They are still a very strong segment of the archery community. This was a major change to field ranges and fortunately it came with very little controversy.

It was at this time (1980’s) that changes in archery were not just mechanical changes in equipment but ethical questions were being asked by the public at large. This was a major change in direction of the types of struggles archers had to overcome.

It was not a conscious decision in my mind but these changes opened new doors of opportunity. This was the time when I became an active participant in trying to direct all change in archery in a positive direction and to defend and protect our sport of archery to the best of my ability.

The group in charge of the direction that ethics would take in our sport was the newly founded National Bowhunter Education Foundation. The first event at CVA was in August of 1983, and I took the course and signed on as an instructor. As time went by, I became more and more active and moved up the ladder to the position of California State Chairman of Bowhunter Education (1994). This position gave me a seat on the board of directors for the California Bowman Hunters State Archery Association (CBH/SAA) and more importantly a seat on the Legislative Team for CBH/SAA.

At this time, we had lost the bear hunting season to the efforts of several anti-hunting organizations whose attempts to convince the public that hunting with a bow and arrow was unethical worked, so our first challenge was to get the archery bear season back. Reversing a law that has been passed is no easy feat and proving that bow hunting is not only ethical and safe and a very honorable way to pursue game took a lot of work. CBH/SAA is a great asset to both the bowhunter and target archer and stands between you and a city, county or state government that would likely not be your friend in archery!

Ultimately after a two-year battle we were successful, but the point is that the most important changes in archery over the last thirty years have been in one way or another a battle over "ethics." Is archery a primitive sport or is it to be allowed to use highly technological equipment, sights of all sorts, range finders and now the latest issue is around the use of drones to be used in recovering downed or shot game.

All of these advancements require that we answer two questions before they can become accepted as part of the archery community, is it legal, is it ethical? Both have to be answered in

the positive, it must be both legal and ethical.

The latest advancement to create a controversial issue is the use of drones to recover downed game. The "is it legal and is it ethical" issue has come into full play when dealing with drones.

Right up front is a glaring possibility, if we allow the use of a drone to find and recover shot game, what is to stop that same drone from being used to find game before the shot; even though that action is both illegal and unethical.

The drone is quickly becoming a viable tool in recovering game, its superior speed, the fact that you can search a whole farm or patch of woods without ever putting boots on the ground, resulting in minimal human pressure and scent is an attractive point. What once took hours may now take just minutes.

Landowners realize the potential of using drones for taking inventory of deer population on their property. Such a survey certainly would result in better deer herd management. I'm sure most state wildlife department biologists will use drones extensively for both game management and enforcement duties.

The boundaries of what we consider "fair chase" are being pushed a little more aside by every technological advancement and with each advancement a little old-time woods-lore is being lost in the process. I think that it is this point that bothers me the most as I consider my "boot time on the ground" while scouting, reading sign and learning the lay of the land, as some of my most satisfying time spent hunting.

Some states have addressed the drone issue, some are in the process of considering new regulations and other states are just slow but as soon as abuses occur, they will realize the need to face this issue.

One thing for sure is that the end result will be more regulations, not less, and you will have to study more of those regulations before applying for tags.

Hunting these days is very expensive, days off to spend hunting are often short and at a premium, so anything that will help in

shortening the time spent hunting, especially in the recovery process will undoubtedly be embraced; but to what cost?

Somewhere along this line the issue will become, is archery still to be considered a "Primitive Sport." Or from a legal and ethical standpoint will it split into a modern and primitive divisions? Will it be the use of drones that tips the scales, I'm not sure, but I will be watching and that you can count on!

Till next month, Curtis

## **This month's tip:**

### **Fixed blade or mechanical broadheads?**

#### **Mechanical broadheads:**

**Pros:** Mechanical broad-heads fly better (less planeing), less wind drift and create

bigger holes and better blood-trails, so what's not to like?

**Cons:** They also require more kinetic energy to penetrate, often twice as much energy or more as a fixed blade requires to do the same job.

Expensive to purchase and not as strong as a fixed blade.

**Tip:** Tune your rig with a fixed blade head then switch to a mechanical that will fly even better. Best if used for deer, bear and turkeys, for larger game I prefer a fixed blade broadhead.

#### **Fixed blade broadheads:**

**Pros:** Better penetration, better strength against bone. Works equally well on mid- sized game like deer or bear to large game like moose, elk or buffalo.

**Cons:** Other than your ability to hand sharpen the edges the fixed blade head is simple, strong, dependable and has gotten the job done for thousands of years. Pre- sharpened fixed broadheads are available for those who struggle with the sharpening process.

**Tip:** Tip alignment and a well-tuned arrow is a critical to good

flight and well sharpened blades are the key to deep penetration and exit holes for improved blood trailing.

**Summary:** Broadhead choice has always been a very personal event, what works best for you and your rig is certainly the best way to go. This may take a little experimenting and paying attention to what others are using in your group. Certainly, examine the wound channel of any game shot by you or others in camp and compare the size of the wound and the depth of penetration, always look for a complete pass through that leaves both an entry and exit hole.

*Injecting variables into your bowhunting comes with a price, you may have some improved performance, but those variables can come back to haunt you when the going gets tough. If the shot is perfect almost any broadhead will do the job, it is the more common imperfect shot that you want the best performance on!*

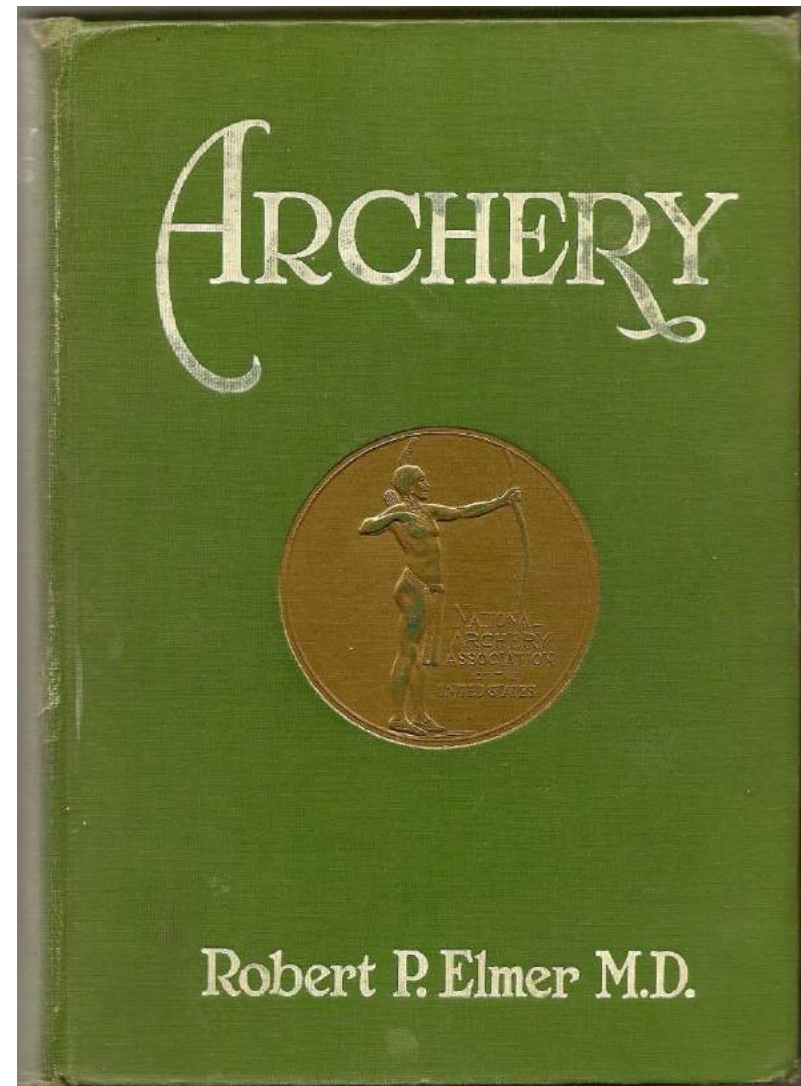




**NEW MIDDLE RANGE TRAIL  
LANES 9,10,12, AND 13 NEED ADOPTION**

Target #	Adopter	Type
1	Arthur Robertson	Rabbit
2	Arthur Robertson	Bear
3	Ben Shirley	Raccoon
4	Ben Shirley	Coyote
5	Ben Shirley	Coyote
6	Rogelio Segundo	Deer
7	Brian Carter	Caribou
8	Brian Carter	Standard Brown Bear
9	Trad group	Deer
10	Trad group	Deer
11	Brian Rohrer	Turkey Flock
12	Trad group	Raccoons & Ground Hogs
13	Trad group	Black Crow & Raccoon
14	Wendell Wright	Deer in Meadow
15	Tom Swindell	Antelope, Turkey & Pig
16	Jeff Owens	Deer & Dogs
17	Sarah Villalobos	Black Boar, Pig & Standing Bear

**Classic Book by - Robert P. Elmer**



Robert Potter Elmer (1877 – 1951) was an **American archer, archery instructor, and medical doctor**. He won seven American national archery championships in 1911, 1914, 1915, 1916, 1919, 1920, and 1922. He also served as the president of the National Archery Association (NAA) from 1914 to 1920.

## ADOPT-A-TARGET (CVA Roving Range)

**Target lanes 5,7,10,12,23,and 25 are in need of adoption.**

If interested in helping to care for one of them you can contact our Club Vice President, **Cathy Linson** at [cmlinson@yahoo.com](mailto:cmlinson@yahoo.com) or by calling her at 805-791-5102

Jbd

Target	Distance	Adopter
1	35 yrd. fan field 36 yrd fan hunter	Ben Shirley
2	30 yrd. field 32 yrd hunter	Ben Shirley
3	20 yrd. field 19 yd walk-up hunter	Tom Swindell
4	35 ft. walk-up field 11 yrd hunter	Paul Long
5	80 yrd. walk-up field 70 yrd. walk-up hunter	
6	25 yrd field 28 yrd. fan hunter	Felipe Gamboa
7	55 yrd field 53 yrd walk-up hunter	
8	45 yrd walk-up field 44 yrd hunter	Jeff Owens
9	15 yrd. field 15 yrd. walk-up hunter	Brian Carter
10	65 yrd. field 64 yrd. walk-up hunter	
11	40 yrd field 40 yrd. Hunter	Randy Jenkin
12	60 yrd field 58 yrd. walk-up	
13	45 yrd field 23 yrd. walk-up hunter	MacCorkle Family
14	50 yrd. field 48 yrd walk-up hunter	Mike Chase
15	45 yrd. walk-up field 44 yrd. hunter	JOAD Parents

16	50 yrd. field 48 yrd. hunter	JOAD
17	20 yrd field 19 yrd. walk-up hunter	Carl Ward
18	80 yrd. walk-up field 70 yrd walk-up hunter	Brent Richter
19	55 yrd. field 53 yrd. walk-up hunter	Paul & Nathan Sweet
20	25 yrd. field 28 yrd. fan hunter	Arthur Robertson
21	35 yrd. fan field 36 yrd fan hunter	Arthur Robertson
22	30 yrd. field 32 yrd. fan hunter	Phil Bruno
23	35 ft. walk-up field 11 yrd. Hunter	
24	45 yrd. field 23 yrd. walk-up hunter	Julian Acebo
25	65 yrd. field 64 yrd. walk-up hunter	
26	60 yrd field 58 yrd. walk-up	Arthur Robertson
27	15 yrd. field 15 yrd. walk-up hunter	Brent Richter
28	40 yrd. field 40 yrd. hunter	Thomas Cayia
	20 yd practice butts running pig	Thomas Cayia



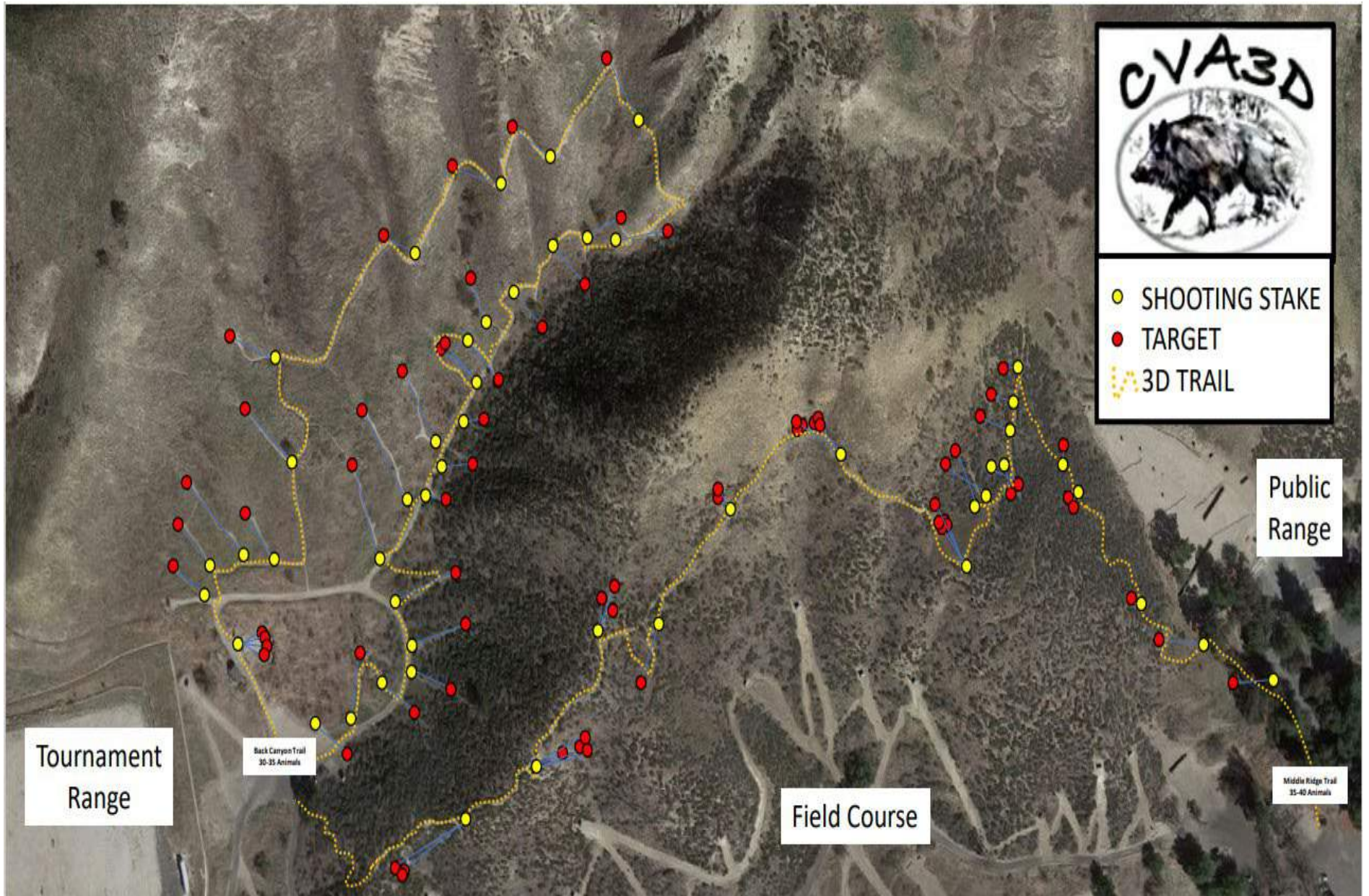
**805.581.1671**

2150 Agate Court • Simi Valley, CA 93065

## CVA CONTACT INFORMATION

<b>BOD Member</b>	<b>Position</b>	<b>E-Mail</b>	<b>Phone</b>
Kurt Hoberg	President, Coach	<a href="mailto:president@cvarchers.com">president@cvarchers.com</a>	805-552-9934
Cathy Linson	Vice President	<a href="mailto:vicepresident@cvarchers.com">vicepresident@cvarchers.com</a>	805-791-5102
Scott Leviant	Secretary, Tournament Range Chairman, Coach	<a href="mailto:secretary@cvarchers.com">secretary@cvarchers.com</a>	213-590-6370
Genevieve Ivie	Treasurer, Instructor	<a href="mailto:treasurer@cvarchers.com">treasurer@cvarchers.com</a>	805-657-9742
Mike Keena	Board Member, Field Range Captain	<a href="mailto:mkeena@cvarchers.com">mkeena@cvarchers.com</a>	805-527-4585
Brandon Newcomer	Field Target Chair		
Bryan Tanger	3D Range Captain	<a href="mailto:cva3dshooter@gmail.com">cva3dshooter@gmail.com</a>	
Kevin Cloepfil	Board Member		805-390-1059
Bill Davis	Board Member, Instructor		805-208-7002
David Jockisch	Board Member, Publicity Chair	<a href="mailto:davidjockisch@yahoo.com">davidjockisch@yahoo.com</a>	
Erik Hammerquist	Board Member	<a href="mailto:emammerquist@outlook.com">emammerquist@outlook.com</a>	818-515-4465
Brian Carter	Board Member, Instructor	<a href="mailto:reiadvisor@yahoo.com">reiadvisor@yahoo.com</a>	818-232-1580
Clark Pentico	Previous Club President	<a href="mailto:clarkp@cvarchers.com">clarkp@cvarchers.com</a>	805-630-1749
Ken Downey	JOAD Program - Lead Coach	<a href="mailto:ken.downey@cvarchers.com">ken.downey@cvarchers.com</a>	805-231-6135
John Downey	Newsletter Editor, Club Tournament Chair, Coach	<a href="mailto:editor@cvarchers.com">editor@cvarchers.com</a>	805-527-4894
Michelle Lim, Dawn Luttrell	Work Hours Tracking	<a href="mailto:cvahours@yahoo.com">cvahours@yahoo.com</a>	
Richard C. Silverio	Volunteer Communications, Coach	<a href="mailto:richardsilverio@yahoo.com">richardsilverio@yahoo.com</a>	818-442-5182
Dennis McKaig	Volunteer Hours Coordinator	<a href="mailto:cvamemberhours@gmail.com">cvamemberhours@gmail.com</a>	
Philip Mastinick	Project Management Chair		

# CVA 3D Ranges MAP



# **CONEJO QUIVER**

## **September 2023 Issue**



**The September Club Shoot and General Meeting (11:30am) is back to our normal Schedule, Sunday September 24<sup>th</sup> 2023. Please make plans to attend.**

## FROM THE EDITOR

John Downey

Welcome to the September issue of the Conejo Quiver Newsletter. Sadly, this is the last issue you will receive this club year.

Don't worry ... you will receive them again starting in October, which is the beginning of the new club year. October is a busy time for us; preparing for new club officers (have you voted yet?), the Annual Club Banquet & Awards Ceremony (destined to be one of our best), and of course the Fun in the Sun Zombie shoot. Helping out at the Zombie shoot would be a good way to start getting your club hours in for the new club year.

We will no doubt still be installing our new carpet bales as well, and will need your help to pull it off. Tom Cayia also has an article on carpet bales in this Quiver – do check it out.

All of our usual writers are back again this month – enjoy!

Keep stick'n them pointy ends in the target. Hope to see you around the range.

Regards  
John Downey, Editor



## FROM THE DESK OF THE PRESIDENT

Kurt Hoberg

### CVA Range News

**Overall Range News:** This year the weeds are growing year-round, I was practicing on the Tournament Range and new mustard is growing. Grrrrr. The range is shootable, but weeds are starting to take over.



**Field Range:** The big news is that the carpet bales are scheduled to arrive on Friday, September 22<sup>nd</sup>. As luck would have it, I'm out of town at a tournament in Sacramento, otherwise I'd take a day off to help. The Public Session will be closed on the 23<sup>rd</sup> as we will be short staffed with coaches helping with other events and the carpet bales.

A forklift will be rented for offload, and the high-level plan is to place as many as possible near their final locations while we have the equipment rented. The bales will be placed as we get volunteers to assist. As this is the start of the club year hours-wise, please sign up! We need the help.

Those who have Field lanes adopted (some are still available), now is the time to assess anything that needs to be done to your lanes. I highly suggest a bi-weekly visit to your lane to knock weeds down before they become unmanageable.

Some quick tips for those who have adopted lanes on what to look for:

- Stand by each of the shooting stakes and clear any vegetation that is hanging into the lane and may be blocking the target from where shooters are taking their shots.
- Take a look at the shooting stakes themselves and assess if they need to be painted.

- Your lane responsibility also includes the walkup to the next target.
- Assess the bales and stands and let a Board member or Range Captain know if there are repairs needed.

Lane adoption is a great way to book your working member hours. Check the emails that come from Cathy and Richard to see what lanes are open for adoption.

**Tournament Range:** There was a long discussion during the BOD meeting on the safest way to place carpet bales on the Tournament Range's practice area. We landed on an idea that will be prototyped to see how durable and safe it is. Please be patient as we have limited volunteer resources and lots of work to do on the range. The Field range is the priority at this time.

**CVA Banquet:** Mark your calendars, October 22<sup>nd</sup> is the CVA Banquet, being held at the pavilion next to the park's restrooms at 11:30am. Come out, have some BBQ with your fellow members, and see who has earned club awards.

I'll also be putting together a Fun Shoot in lieu of the usual Club Shoot. Since I'm lazy the only targets we'll be shooting are 15 through 28. I'll have a bunch of fun, novelty targets placed to shoot at. You can score for bragging rights or shoot for the fun of it.

**Level 1 / Level 2 Training:** I'm considering hosting a L1/2 Practical training course again sometime in November or December. Please let me know if there is interest as our club members are the priority and my focus for this training. If there is enough interest, I'll put one on, reach out and let me know.

### Tournament News

**CA State Outdoor 2024:** I'm going to start planning for next year's tournament after the banquet. Stay tuned for updates!

**CVA Bombardier Traditional Tournament:** We have a Tournament Chair to carry on this tournament, thanks Richard Carpenter! Planning is already underway so watch for emails and updates.

**CVA Toy Drive:** This shoot is a charity toy drive, where the shooting fee is an unwrapped toy. This year's theme is Hoppy Holidays, as CVA's mascot is a rabbit. Get it? Planning is underway, and my wife's artistic creativity is in overdrive with her happily painting targets on the Hoberg abode's dining room table. This is always a fun shoot, hopefully we won't get rained on this year!

Please click the links below for info if you are interested in more tournament details:

- CA Archery is using the USA Archery WEB site to schedule tournaments. Browse to <https://www.usarchery.org/events/find-an-event> to find and schedule out the event of interest.
- CBH/SAA: <https://www.cbhsaa.net/EventCalendar>

### Range Security

We continue to have issues with members not locking the tournament range gate. There has been some improvement, but the issue continues.

If you are leaving the range, lock the gate. If you are coming onto the range, lock the gate behind you. If you are unsure if you should lock the gate – lock the gate. Be careful with the locks, don't drop them, or use them as pry-bars, hammers, etc.

All Club members must do their part to secure our range.

See you on the range!

Your President,

Kurt

Remember, archery is easy. Shoot a 10, do it again!

See you on the range!

Your President,

Kurt

Remember, archery is easy. Shoot a 10, do it again!

## **FROM THE DESK OF THE VICE PRESIDENT**

**Cathy Linson, Vice President**

### **Carpet Bales**

Carpet Bales are on their way, I have been monitoring the progress of the truck; the driver is supposed to call me today, 9/21, with delivery time for Friday, 9/22. Richard Silverio included information in his article below about the help needed on Friday and Saturday, 9/22 and 9/23, please sign up or just come out to help. A few people helping will need safety boots but many of the jobs do not require that type of gear.

The bales will be oriented so that the carpet layers are stacked vertically. If you look at the bale that is on lane 15, the carpet layers are stacked on top of each other; the new bales will be rotated 90 degrees so that the layers are side by side. This orientation should improve both the life of the bale and archers experience . Arrows will go between the layers rather than down through layers of carpet. Tom Cayia wrote a nice article this month talking about his experience with carpet bales and important tips for archers.

Philip Mastinick and Ken Downey have been working on ideas and designs for stands for the bales that will be located in the Tournament Range. Currently they have 2 designs which will be prototyped and evaluated before we decide which one is best. For the first design, the board approved the purchase of a metal dunnage rack, suggested by Josh Fint, which would be modified to fit our needs. The second design is made of wood with rubber belting and would be built by the club. The bales on the Tournament Range will likely be the last ones placed since time is needed to determine the best option and build the stands.

The number of bales that will go on the Tournament Range is still to be determined. I have heard suggestions of 5, 7, 8 or 9; we can

continue this conversation at the general meeting. The second priority for bales was determined by the membership at the last general meeting to be the warm up area for the Field Range and Middle Ridge Trail. And the Public Session Range was voted as the third priority if any bales remain. Since that meeting I heard a suggestion to place one bale at the warm up area for the 3D, something to think about.

### **Lane and Range Area Adoptions and Year End Hours**

Richard Silverio covered both of these topics nicely in his article below. I second his thanks to everyone who put effort in to keep our range in good shape and also to non-working members whose maintenance fee helped us hire the landscaping company to get us out from under the mustard.

The only thing I would add to what he says about lane adoptions is we are also adopting out areas of the range. The Tournament Range has been adopted as has the main parking lot and area around the bins and stage. If a lane does not work for you, consider talking on an area of the range.

See you at the range,  
**Cathy**

Cathy Linson  
Vice President  
Conejo Valley Archers  
Vicepresident@cvarchers.com  
805-791-5102



# Conejo Members in Action

Preparing Targets for the Club and Upcoming Zombie Shoot



## From the Pen of Morgan's Thomas

### Member Anniversaries!!!!

#### September:

7 years	Jim Collins
10 years	William Davis
26 years	John Downey
26 years	Ken Downey
8 years	Genevieve Guerra
18 years	Kurt Hoberg
18 years	Kyle Hoberg
30 years	Justin Huish
8 years	Matt Ivie
3 years	Marcie Kraft
10 years	Richard Mason
17 years	Brandon Newcomer
3 years	MorganThomas
2 years	Kevin Wilson
3 years	Tammy Yasutake



#### Renewal Reminders:

-Renewals start on the 24<sup>th</sup> at 11:30 (General meeting). At this time, you will be able to pay and turn in paperwork. You will pick up your key and member card at a later date.

I will also be doing renewals all of October, Saturdays from 9 am-1 pm in the kitchen area. For those of you who renewed at the meeting, you can pick up your card and key on any of those Saturdays through the fast pass lane.

**Documents needed** will be Membership Agreement, Waiver (one for each shooter), and Code of Conduct. The Code of Conduct has been updated. The new one is not online; you will get it from me when you come to renew.

**Morgan**



All that remained after numerous targets were pasted

## FROM THE DESK OF OUR VOLUNTEER COORDINATOR (COMMUNICATIONS)

Richard C. Silverio

Greetings Members,

Work hours for the Club Calendar Year for 2022 - 2023 ended on September 15, 2023. Any volunteer hours put by club members after that day will be counted for the Club Calendar Year for 2023 - 2024. [You can check your hours here.](#) Please let our Club VP, Cathy Linson, know as soon as possible if you have any questions, concerns or comments. Otherwise, the hours that we have will be written in store on 10/1/2023 and cannot be changed. Other than that, I would like to personally thank each of our working members for all the volunteer hours spent and for all the work to make our club one of the best club in SoCal.



The carpet bales delivery is set for this Friday, September 22, 2023 if we can get about 7 people on both Friday and Saturday, September 23 we should be in good shape, but a few more would be great. The plan is to unload the truck and place as many bales as possible on the field range and stage the remaining bales; the field range needs to be open for the club shoot on Sunday, 9/24.

Please come out and help if you can, [sign up here](#) . If you end up being able to help but did not sign up, feel free to come out and help. I am sure all assistance will be appreciated. I have listed all the jobs below so you can see what is required before signing up.

I set the start time as 7:30am but we do not yet have an ETA on the truck; we will make sure to announce and let folks know if the start time changes. The truck will begin its journey from Oregon on

Wednesday, at that time we will receive a tracking number. We should have a good estimate of delivery time by Thursday.

See below for what will be required that day:

(1) Person (knows or wants to learn crane/rigger hand signals).  
-Assist unloading the truck.

(1) Person (needs to be proficient with saw and driving long deck screws. Needs to bring own basic carpenter's tools and impact driver.)  
-Using sliding compound saw, cut and install 2x4s to tops of bales (for a single top center bracing bracket). The bales may be different widths so we will cut to length and install before the bales leave the stage area

(2) People (needs to be proficient basic carpenter's tools and saw)  
-Using sliding compound saw cutting qty. (2) pieces of 6x6 timber to length for each carpet bale to sit on (near the stage). Will try to rent a 12in. so nobody has to bring theirs to the range.

(2) People  
-Removing the old hay bales, loading them onto Mike's flatbed trailer. Once the trailer single layer high and full, take them down to the tournament range and offload at back right-hand side (out of the way) so we can clean out the old bales (at a later date) before placing the good/used ones. Leave the garbage ones in the TR parking lot. We need to make sure we don't remove more bales that we can get replaced with carpet bales of course.

(1-2) Person  
-Cleaning around target houses and under pipe stanchions.  
-Setting the cast concrete beams to the correct spacing and shimming if required.  
-Backstop ledger boards and belting replacement as required after

the hay bales come off.

## (2) People

-Assist taking 4 carpet bale stacks on pallet out to the field range to strategic locations.

-Pull one bale off pallet at a time and set on 6x6 wood beams. Shim as required under beams.

-If procured in time, the plan is to use a 3/8"x3in ID U-bolt on the center stanchion pipe and attaching a long metal strap to the top of the bale at a single location which can handle tension and compressive loads. A slit can be made in the belting with an electric angle grinder to pass the strap thru. Please, no stinking banding!!!

Well, maybe temporarily if I can't get brackets for the U-bolts in time.

-Re-attach lower belting to angled cut on front of wood beams (after carpet bale in set).

-Attach belting to top and sides of carpet bales.

## (1) Person

-Assist in distributing the rest of the unplaced bales close as possible to each target house and brace them up so they can't fall over.

Finally, as far as lane adoption is concerned all middle ridge lanes are adopted as of now. Field range lanes 8, 15, 22, 23 and 24 are open for adoption. 3-D lanes 1-12 plus the warm up area are also all open for adoption. Please contact our Club VP Cathy Linson if you are interested to adopt any available lanes.

Thank you and we look forward to seeing you at the range,

### **Richard C. Silverio**

*Volunteer Coordinator/USA Archery Level 3 NTS Coach, Instructor  
Trainer*

*Conejo Valley Archers*

Personal Email: [richardcsilverio@yahoo.com](mailto:richardcsilverio@yahoo.com)

## The In and Outs of Carpet Targets

By Tom Cayia

Hello members! This is an exciting time for all of us with the upcoming delivery of our long-awaited carpet targets. I wanted to share some information with you to help make your shooting more enjoyable when shooting at the carpet targets. First, when your arrow hits a carpet target, it creates heat and friction which is going cause the arrow to grip more when trying to pull it out, especially on new targets. There are three things that you can do to make it easier to remove your arrows.

1. Apply arrow lube about one to three inches up on your arrow shaft.

2. Buy the best arrow puller you can afford. One of the best is called Double D'S

Magnum Arrow Puller. It takes less gripping power to be able to pull your arrows out. You can find it at LancasterArchery.Com under arrow pullers. There are several other pullers out there that are made mostly out of rubber. I suggest you find one that you like and fits your budget.

3. Carpet targets will grip your arrows especially if you're shooting a bow with heavy poundage. If you are using Hot Melt or similar types of glues, the carpet targets will pull out your single points or arrows using inserts causing them to be lost in the target. I was recently on target 15. This has the first carpet target that we purchased about 6 years ago. I was using my 40-pound traditional bow which is considered to be light poundage. I lost an arrow point and insert that day which shows how much carpet targets can grip your arrow. If I was using a heavier shooting Compound bow in the 55 and up poundage range with hot melt it would have easily taken my point and insert. You need to re-glue your points and points with inserts with an Epoxy type glue to keep them in.

Now you have the In and Outs of Carpet targets. See you at the range!

Thanks

Sent from my iPhone

Tom Cayia

805-427-2960

# UPCOMING EVENTS AT OUR RANGE



*Conejo Valley Archers*  
CONEJO VALLEY ARCHERS

## Conejo Valley Archers Spring Classic

March 9-10, 2024

Three Archery Tournaments in One!

Thrice the Challenge!

Thrice the Fun!

NFAA Field Round • 3-D Round •  
American 900 Round

**Open and Traditional Money  
Classes (M/F) for Each Tourney!**

**Over \$3,360 in Prize \$\$\$!**

Schedule	Saturday (9th)	Sunday (10th)
Registration Opens	7:00-8:30	7:00-8:00
Ranges Open: 3D and Field Ranges	7:30-4:30	7:30-12:30
900 Round — Practice Round	8:30	8:30
900 Round — Start	9:00	9:00
Score Cards Due	4:30	2:00
Awards		2:30

Shoot one, two, or all three Tournaments over two days.

**Shooting Styles (Non-Money Class):** NFAA Bow Classes (FS, FSL, FSLR, BB, FSBH, TRAD, LB, BBR)

American 900 Round	3-D Round	NFAA Round	Entries and Extras	Fees
5 ends of 6 arrows/dist	25 targets	28 targets - 50/50 field/hunter	<b>Each Tournament</b>	(non-money class)
4 minutes per end	Unmarked yardage	Marked yardage	Adult/Senior	\$25 (\$75 for all 3 tourneys)
122cm targets (5-ring option)	No Range Finders!	4 arrows per target	Under 17 years old	\$20 (\$60 for all 3 tourneys)
3 yardage distances:	2 arrows per target	5-4-3 scoring	3D Mulligan (2 Max)	\$1 each
⇒ Senior+ 40-50-60y	Traditional: 33y max	Money Classes shoot Adult stakes by style (Comp. or Trad.) and use 6-5-4-3 "Pro" scoring (X=6)	3D Doe Tag (1 Max)	\$1
⇒ Adult 40-50-60y	Compound: 50y max		<b>All Money Classes</b>	(money class)
⇒ Y.A. 40-50-60y	Cub/Youth: 25y max		Each Tournament	\$50 + (\$150 for all 3 tourneys)
⇒ Youth 30-40-50y	Money Classes shoot Adult stakes by style (Comp. or Trad.) and <b>cannot</b> purchase Mulligans or a Doe Tag			
⇒ Cub 10-20-30y				
Money Classes Shoot Adult				



**Awards for all Divisions (using NFAA rules) (M/F) (Senior+, Adult, Y.A., Youth, & Cub)**

**Grand Champion:** Total Score for all three tournaments (non-money class only)

**Money Classes:** Separate Men's and Women's Open (sights, releases, and stabilizers okay) and Trad Classes for each tournament. The Trad Money Class will include longbows and all recurve bow types (barebows only; arrow rests allowed). **Must be present on awards day.**

Food and beverages available on the range.

RV Park (full hookup) and camping by range at Tapo Canyon Park (reservation strongly recommended): <http://www.ventura.org/inland-parks/tapo-canyon-simi-valley>

Vendors Welcome! E-mail CVASC@cvarchers.com to reserve your space.

**Payments:** Pre-registration and pre-payment will be available through [www.cvarchers.com](http://www.cvarchers.com).

**Visit:** [www.cvarchers.com](http://www.cvarchers.com) for more information about the tournaments, the structure for the Money Classes, pre-registration instructions, and any hotel information.

**Questions?** E-mail CVASC@cvarchers.com

10/2023

# WANTED

**DEAD OR ALIVE**

for the

## Fun in the Sun 3d Zombie

## Novelty Shoot

October 1, 2023

30 Novelty & 3d Targets

Marked Yardage



The Conejo Valley Archers' range is located in Simi Valley, California

### Shooting Styles

Free Style (FS)  
Free Style Limited (FSL)  
Bow Hunter (BH)  
Bow Hunter FS  
Bow Hunter FSL  
BareBow (BB)  
FITA Recurve  
**TRADITIONAL**  
Longbow (LB)  
Recurve (REC)  
Selfbow (SB)

### Tournament Fees

**ITEM - PRICE**  
Seniors (60+) - \$15  
Adults - \$20  
Young Adult (15 - 17) - \$15  
Youth (12 - 14) - \$10  
Cubs (Under 12) - \$ 5  
\*Family - \$30  
Couples - \$25  
Mulligan - \$ 1 (Limited to 2)  
Deer Tag - \$ 1 (Limited to 1)  
\* Includes husband, wife and children under 18 years old.  
NON CBH/NFAA or USAA pay \$5 more

For more information  
on the event and  
registration  
visit our website:



[www.CVArchers.com](http://www.CVArchers.com)

## INFORMATION - GENERAL ELECTIONS

Final Nominations - To have a name placed on the ballot, final nominations are required by end of business at the August General Membership Meeting on August 27, 2023. Write in votes are always accepted during voting.

All voting will again be done through our online service 'Simply Voting'. The site is extremely easy to use for voting and reporting. This is all done via email so make sure that we have your updated email! If you are a family type membership, you do get two votes, I have sent multiple emails to request any secondary emails.

Voting directions will be sent out with your personal link to vote. Voting is secured and no one can see your specific voting choices as you are given a personal code for your email link.

### Voting Timelines:

Mid-September - Ballots links sent out, paper ballots must be requested

Wednesday September 20 - Mail in ballots must be postmarked to be counted.

Saturday September 23, at 6pm - Online voting closes

Sunday September 24 - Results announced - General Membership Meeting

---

**All nominees were encouraged to submit a presentation bio for the August Quiver by 8/16/2023**

The following persons have so far accepted nominations to be placed on the slate for the 2023-2024 Board Elections:

### Officers

- President – Kurt Hoberg
- Vice President – Cathy Linson
- Secretary – Scott Leviant

### Board

- Tom Cayia
- Ken Downey
- Erik Hammerquist
- David Jockisch
- Robert Luttrell
- Bonnie Marshall
- Morgan Thomas

If you are unable to attend the General Meeting but would like to nominate someone or yourself, please contact any of the Nominating Committee (Kurt, Cathy or Bonnie) and we can add the person to the ballot.

\*Kevin Cloepfil, Mike Keena and Brian Rohrer all have one more year on their two-year term.

The Treasurer is an appointed position.

### Board Elections Update

Ballots have been sent out via email! If you don't see it under your regular inbox, you must check your trash and spam folders. If you don't see it or have questions, please call me.

Bonnie  
805-427-5399

Thank you,  
Bonnie

## **CVA MEMBERS RUNNING FOR THE BOARD**

### **Kurt Hoberg, Candidate for President of Conejo Valley Archers**

Dear CVA Members,

As a member of CVA and its current President, I am honored to seek re-election for my tenth term in office. For those who may not have had the pleasure of acquainting themselves with me, I would like to take a moment to introduce myself.

My family has been proud residents of Moorpark since 2003, and we have actively engaged with CVA as Club Members since 2006. With over 15 years of experience in archery, my primary style is Olympic style recurve, and I also have a keen interest in traditional and barebow styles. Throughout my journey, I have actively participated in various USA Archery and CBH sanctioned events, achieving notable accomplishments, including being ranked first in the Master's Division at the State level and winning many State and National events.

As a USA Archery Certified Level 3 Coach, I have diligently contributed to our community by assisting during the weekly Saturday Open Public Sessions, providing guidance to archers of all levels. Moreover, I have taken on the responsibility of training and certifying numerous CVA Members as USA Archery Level 1 and 2 Instructors, nurturing a skilled and knowledgeable archery community within our club.

Beyond our club's borders, I proudly serve as the Vice President of the State Archers of California, an affiliate body of USA Archery, which oversees sanctioned California State Tournaments. My dedication to archery extends beyond personal achievements, as I am genuinely enthusiastic about all facets of the sport.

During my tenure as President of CVA, our club has undergone transformative developments. Notably, our Public Session range has evolved into a significant offering for the public, expanding from its modest beginnings to the well-equipped and popular range it is today. The Field Range has garnered acclaim for its challenging shots

and was proudly certified as a NFAA 4-Star Range in 2022. Our dedication to the development of young archers is evident through the establishment of a formal Junior Olympic Archery Development (J.O.A.D) program on our 40 lane Tournament range, providing exceptional coaching to nurture youth talent.

CVA's commitment to innovation is highlighted by the establishment of not one but two full-time, permanent 3D Ranges, including the Middle Range Trail, which was successfully introduced in 2022. Such accomplishments have earned accolades and admiration from club members and guests alike, with other club leaders both domestically and internationally expressing envy at our range's shooting diversity.

If entrusted with another term, my focus will continue to be CVA's members. I highly value your feedback, and I am committed to implementing improvements that enhance the range and enrich our offerings. With four years of prior experience as a CVA Board member, and subsequently being elected as Vice President and then President, I possess a comprehensive understanding of our club's processes and the means to bring members' ideas to fruition.

My involvement with Ventura County, our property's lessor, has been marked by open communication and effective negotiation, culminating in the renewal of our property's lease for another 5-year term. As a representative of CVA in various tournaments, I have forged strong connections with leaders of other archery clubs in our region, other states, and even globally. My contributions have been recognized through my election as Vice President of the State Archers of California.

In summary, I am deeply passionate about archery, and I pledge to channel that passion into making the coming year at CVA truly exceptional. Your support in the upcoming election will allow me to continue the journey of progress and achievement for our esteemed club.

See you on the range!

Kurt Hoberg

**Name: Cathy Linson, running for Vice President**

How many years a member: 10 years

How many years shooting: I shot as a kid and these past 10 years have enjoyed supporting my daughter's shooting

Previous/active positions held: I have been Vice President for the past few years and was previously a Board Member. I was the Required and Volunteer Hours Coordinator for 3 years and still manage the hours tracking system.


Archery experience/who are you: I have helped out at the Public Session for 8 years; wrote the Lane Clearing Protocols for the Field Range to help new adopters know what is expected; participated in many work parties; worked many tournaments; managed the tracking of coaches and instructors certifications; and organized homeschool archery classes. I manage lane adoptions; my goal is to get the 3D range adopted out this year so that the range stays shootable even during growing season. I took on the project of getting carpet bales approved by the membership; delivery should occur within the next 3-4 weeks.

What can you bring to the CVA Board in the position you are running for: communication with members; organization and systems development to streamline processes; willingness to take on tasks to help decrease the work load of the president. My goal is to make every member feel welcome and a part of the club by listening to issues brought up and seeking resolution.

Cathy

Cathy Linson  
Vice President Conejo Valley Archers  
Vicepresident@cvarchers.com  
805-791-5102

**Name: Tom Cayia, running for a Board Position**



Hello, my name is Tom Cayia and I have been a member of the CVA for 13 years. My goal is to provide an enjoyable experience for all our various archery styles. I recently spearheaded the project to get the lanes and various other areas of the range cleared of mustard by contracting with and managing the Landscaping company that did the work.

I am a big believer in the word **TEAM** which stands for: ( Together Everyone Achieves More )

Come join me in making our club one of the best in Southern California. Thank you.

Thanks  
Sent from my iPhone  
Tom Cayia  
805-427-2960



**Name: Ken Downey, running for a Board Position**




I've been a member of CVA for over 25 years.

With my recurve, I've been national champion under 18, tried out for two Olympic teams and have medaled at world competitions. I also hunt with my compound and occasionally lose arrows with my longbow. Over the years at CVA, I have had multiple national champion students and I am currently coaching CVA's JOAD program.

Ken Downey

**Name: Morgan Thomas, running for a Board Position**



My name is Morgan Thomas and I have been a member of CVA for 3 years. In this short time, I have met and befriended so many people. Last year I took the job of membership chair from Bonnie. This started as just a way to complete hours but turned into a full-time commitment to the club. I have been asked to step up and become a board member. As membership chair, I get all my hours during renewals (Oct.), but I continue to attend work parties and volunteer for tournaments regularly. I do this because I don't ever want to lose my happy place. If we don't have people willing to step up to better or support the club, then it will be shut down. The club is on the point of change, and I want to be a part of it. I have been asked to become a board member and I have accepted. With your support, I will step up to help further our club.

# Hoppy Holiday Toy Drive



Conejo Valley Archers  
Presents the  
"HOPPY HOLIDAYS" Toy Drive

Sunday, December 3, 2023  
This is a Rain or Shine Event

30 Novelty and 3D Targets  
2 arrows, marked yardage, 10-8-5 scoring

Shooting Styles		Divisions	
Free Style (FS)	BareBow (BB)	ADULTS:	18 and up
Free Style Limited (FSL)	FITA Recurve	YOUNG ADULTS:	Ages 15-17
Bow Hunter (BH)	Longbow (LB)	YOUTH:	Ages 12-14
Bow Hunter FS	Recurve (REC)	CUB:	Ages 11 and younger
Bow Hunter FSL	Selfbow (SB)		

The Conejo Valley Archers' Range is located in Simi Valley, California

**Tournament Fees:**  
One unwrapped toy per archer  
-minimum value of \$20.00  
(Two Toys per Family)


**Mulligans Available:**  
2 Mulligans can be "bought" for 2 toy  
Matchbox cars (or \$1 each)

For more information on the Toy Drive Event and directions visit our website:



[www.cvarchers.com/toy-drive](http://www.cvarchers.com/toy-drive)

Rose Hoberg (and furry helper) at work creating custom novelty "Hoppy" targets for the December Toys Tournament



Please make plans to attend this worthy event!

## CVA Scholarship Application 2023

Club Members,

The Conejo Valley Archers present a yearly opportunity for our competing youth archers to submit an application for our Conejo Valley Archers Youth Scholarship. Please read through the email sent with attachments on Monday July 10, 2023, or contact Bonnie to resend the Scholarship Request Form and Agreement information. ***Scholarship winner(s) will be announced at the October Banquet.***

Deadline to submit your applications is Monday September 4 by 6PM. Submissions must be presented in full with all documentation completed and attached.

Send your applications direct to: [president@cvarchers.com](mailto:president@cvarchers.com)

DO NOT SEND YOUR APPLICATION TO THIS EMAIL - follow directions!!

If you have any questions you can reply to this email directly.

See you on the range,

Bonnie Marshall

**SAVE THE DATE**  
**Sunday October 22, 2023**  
**CVA Annual Awards Luncheon**  
**More to come!**

# REWARD



## \$10,000



For the capture of John Downey

## “THE BRAINS”



## DEAD OR ALIVE

Prone to hide in his secret layer, this vicious killer's influences are felt throughout any mischief that might befall a community. Any Information leading to the apprehension will be rewarded.

# SNAKE BITE – FIRST RESPONSE PROTOCOLS

## THIS ARTICLE IS REPOSTED AGAIN THIS MONTH DUE TO ALL OF THE RECENT SNAKE ACTIVITY ON THE RANGE

You may be unsure whether you've gotten a snake bite or an unrelated injury. Some signs of a bite include puncture marks at the site of the wound, pain and swelling as well as neurological symptoms such as blurred vision or numbness and tingling of your face and limbs.

If you or another person, are bitten, try to remember the color and shape of the snake, because that may help medical professionals treat the injury.

1. Sit down and stay CALM
2. Do NOT apply a tourniquet
3. Do NOT suck on the wound
4. Stay calm, and alert any immediate local assistance to coordinate transportation to hospital, or call 911 – arrange to meet emergency vehicles at gates

### Site addresses:

- **Main Gate:** Tapo Canyon Park – 4651 Tapo Canyon Road
  - **Tournament Range side:** 5000 Bennet Road
5. Wash the wound with warm, soapy water if possible
  6. Circle the site of the bite with a Sharpie and write the time next to it. You should keep a list of your symptoms and

periodically update it, as that could help the medical team that treats you.

7. Cover the wound with a clean, dry dressing. **First-Aid kits** are posted all around the range areas at Main Kitchen, Stage area, between Targets #12 and #13 at the portable restroom, 3D Shade structure, Tournament Range, and the Public Session Range.
8. **Remove jewelry and watches, which will be much harder to get off if your limbs start to swell.**
9. If you begin to experience anaphylaxis, including swelling of the face and throat, hives or difficulty breathing, use an EpiPen if you have one.
10. **VERY IMPORTANT** – Call ahead to the local hospital to alert them that you are bringing in a rattlesnake bite victim and verify they have anti-venom immediately available at the site.

Local Hospitals that generally have or have access to anti-venom onsite:

- Los Robles Hospital – Thousand Oaks – 805-497-2727
- Adventist Health – Simi Valley – 805-955-6000

Report the incident to the club as soon as possible.





## JOAD – Always On Point

September 2023



September is almost over! It's amazing how fast this year has gone. It's also amazing that outdoor season is almost over! It feels like just the other day, Ken and Geoff were writing about the archers beginning outdoor season. In just a few short weeks, JOAD will begin indoor season; this means target butts at 18m with smaller target faces.

Since our last Quiver update, our JOAD team has adopted the target range. JOAD utilizes the target range every Saturday from 0800-1200hrs so our hope is that our families and coaches will be coordinating weed abatement and dragging of the fields. Ken and a few of our JOAD parents are putting plans and processes in place to rotate the maintenance. Thanks to all those parents that have already started weed clearing and weed whacking.

Currently, a few of our archers are getting ready for final outdoor competitions both in Sacramento and Long Beach. Stay tuned for the next Quiver update on how they did as well as a special occasion for the Month of October.

Ken, Andrew and Geoff



An early morning picture of the target range.



Did you know that our kids do a warmup session prior to each JOAD? We have a prescribe routine that the kids follow at JOAD and tournaments too!



Ducky, Matthew & Logan some of our star Archers in the 10 and under ages.



One of the kids' favorite activities are balloon shoot-offs. Here Nic developed a special stabilizer/wind direction device using one of the balloons.



A scorpion being stung repeatedly by wasps. Found over by the white target bin on the tournament range.



A busy shooting line!

Ken, Andrew and Geoff

# REWARD



**\$3,000**

For the capture of



**“THE GROVELER”**



**DEAD OR ALIVE**

Not much is known about this pitiful creature. Always be mindful of your surrounding especially in open walking courses.

Any Information leading to the apprehension will be rewarded.



# CVA Monthly Club Shoot Results

John Downey, Tournament Chair

We had another good turnout in August with 20 archers making the round and turning in scorecards. Oscar Melendez once again had the top scratch score, shooting Freestyle.

Note: September will be the last club shoot of the year. Check your scores in the table below and let me know if you see any issues. Hope to see you on the range.

Name	Division	Style	Sex	Nov Scratch	Dec Scratch	Jan Scratch	Mar Scratch	Apr Scratch	May Scratch	Jun Scratch	July Scratch	Aug Scratch
Alejandro B (Guest)	A	FS	M									
Alejandro Nijamkin	A	BB	M						175			
Angela Rogers	A	FS	F	INC		492	523		507			
Ben Spielman	A	LB	M							110		
Brandon Newcomer	A	BHFS	M					357	410	376	388	375
Brent Siemer	GA	TRAD	M					235	153	189	167	169
Brent Siemer	GA	FS	M				415	466	479	470	467	468
Brian Carter	MS	BHFS	M	488				485	470	479	486	
Brian Carter	MS	TRAD	M	277	291			285	284	298	283	284
Brian Rohrer	MS	TRAD	M					191			153	192
Brian Rohrer	MS	BB	M	229						236		
Carlo Parda	A	TRAD	M					278				
Carlos Parada	GA	TRAD	M				259	235			215	
Cassandra Silverio	C	BB	F									
Charles Neace	A	FS	M	529	524	522	530		534			
Charlie Houghton	C	FITA	M									
Chef Robert Bogin	A	FS	M									
Chris Cavaliere	A	TRAD	M									
Curtis Hermann	GA	LB	M	161	120	124						
Erik Hammerquist	A	BHFS	M	451								
Gary Howertron	MS	BB	M	129			168	194			175	197
George Conner	GA	FS	M	426								
Jack Houghton	Y	FITA	M									
Jaclyn Howerton	A	BB	F	257	300		261	278			271	



## Some Answers to Frequently Asked Questions

1. Handicaps are picked up upon the completion of the third club shoot and are calculated by taking 80 percent of the difference between 560 (a perfect score) and the average of the current and prior two scores. The handicapped score for the month is the sum of the current club shoot (scratch) and the calculated handicap.
2. All score cards need to be turned in on the day of the shoot, or within one week if you shoot during the week. You must shoot on the same targets as were shot on Sunday.
3. Double score cards are still required, and each score card must be signed by the archer, and two other people in the shooting group.
4. The actual score cards or electronic copies (images of both copies) need to be turned in to me for verification. Scanned images or photographs of the cards (i.e., camera phone images) can be emailed to [johndowney@sbcglobal.net](mailto: johndowney@sbcglobal.net).
5. Range Record Trophies are awarded for the Highest Scratch Score shot in a particular age group, sex and bow style. To qualify for one of these trophies you must have completed and turned in score cards for at least 5 club shoots.
6. Club Champion Belt Buckles are awarded based on the 5 highest handicapped scores (meaning you must have shot at least seven club shoots to qualify – remember you don't pick up a handicap until your third shoot).



## Reverse Peak Scouting Expedition Aug. 23, 1991

*A column for the "Conejo Quiver"  
by Curtis Hermann, August 2023*

*It is that time in my life where I must sort through the tons of memorabilia, artifacts, books, notes, medals, bows and outdoor gear to lighten the load on those that someday I will leave behind. As this process moves forward many memories come flashing back. One was this particular set of notes that I had made on a solo scouting day in the High Sierra's nearly thirty years ago. It reminded me of just how we learn as archers and hunters and outdoor enthusiasts and I thought the lessons learned might be handy for some of you who are just starting out on your own journey of spending time with mother nature.*  
Curtis



PINE CLIFF RESORT JUNE LAKE, CA. Camp sight #39

*Note: Weather typical for mid-summer for this area of the High Sierra's, high eighties at mid-day with a light breeze out of the NE, bright sun with a buildup of Cumulus clouds in the middle of the afternoon, always with a threat of afternoon showers.*

After setting up the motor home on camp sight #39 (a nicely shaded sight) and having a light but late breakfast, I began to put together my gear for a quick "look-see" of the low pine covered ridge just a quarter mile or so north of the campground.

In my WWII envelope canvas pack, I placed my 10x50

spotting scope and light weight tripod, a pair of 10x50 binoculars, my Jim Dearborn breakdown stool and a ribeye steak sandwich on local sourdough bread. In the fanny pack was the Reverse Peak "Topo"-map, compass and a camo-print poncho. On my belt was a fixed blade knife I had just recently built and I carried my short 54" Browning "Cobra" recurve with six fiberglass arrows in the bow-quiver (2 flu-flu's and 4 "Snuffer" two blade broadheads.

This was just to be "a walk about" with a little time spent with the binoculars and the spotting scope. Wearing stiff but faded Levis and a cotton short-sleeve "T" shirt of gray and white stripes, you can see I did not expect to spend anytime hunting, just a nice day of scouting and getting acquainted with the topography.

The first stop was to investigate the primitive rifle range that was about a quarter mile away at the bottom of the ridge. I found it typical of rural ranges, not much more than a few bottles and cans that were shot up, it needed a good clean-up day.

*Note: Next time bring the 22.cal rifle and do a little practice session.*

I decided to climb the ridge at this point to a low saddle, unknown to me on this climb the snap on my sheath opened up and my newly built knife was pulled out and lost along the climb. I spent nearly an hour retracing my steps with no luck finding the knife.

*Note: To the dummy making the sheath (me) do a better job next time!*

Now on the top of this saddle I was able to see the breadth of this sage covered valley and about half of the east/west length. To my surprise this ridge was covered with active deer trails and fresh scat and a series of beautifully healthy pine trees. I set up my stool with my back against a nice Jeffrey pine and began to study the area through my binoculars.

*Note: Soon I had marked all the deer sign found on my topo-*

*map with little notes attached on wind movement, date and weather.*

Across the valley just south of Reverse Peak was another small saddle and with seeing so much deer sign, I was certainly in the mode of wanting to see more. Packing up my stool I was about to start to head across the valley, just had to grab my bow that I had hung on the stub of a broken limb about ten feet away.

Suddenly, a nice doe with her red summer coat walked right up close enough for a shot before recognizing what she had done. Caught by surprise, I was unprepared to take a shot with the bow still hanging on the tree, so I just watched as she turned and bounded away.

*No note made - to many swear words involved, but for the tenth time I had to mentally remind myself to never rest the bow out of arms reach.*

Before leaving this spot of so much deer sign, I marked two trees on my topo-map and these trails for future use with my portable tree stand.

About halfway across the valley I caught the movement of a deer bedded under a large boulder about 250 yards west. Steading my binoculars, I found him to be a nice tall fork horn and behind him about twenty feet was another bedded buck that was a 3point! I was completely exposed and now the first deer had spotted me and was studying me with interest.

Looking about and trying to decide what to do, I realized that I was standing next to a backpacking trail that would pass by the deer at about 150 yards, so I decided to act like a backpacker and nonchalantly plod along that trail until I was out of sight and then create a plan of approach at that point.

This strategy worked well, both deer kept an eye on me, but appeared unalarmed as I walked by. A few hundred yards later the trail had dropped elevation down toward a small pond and that put me out of sight of my bedded friends.

Circling back to the cover of a grouping of nice sized boulders I dropped my pack and set up my spotting scope to observe the bedded deer. From this angle I found a third buck, a smaller fork horn and he was bedded just a few feet or so away from the big guy and was tight against a tall mountain sage.

Watching them through the scope, I saw the younger buck licking and apparently stripping the last of the velvet from the taller forked horn, it appeared that he consumed the velvet. Twenty minutes or so later they decided to snooze a bit. It was time to make my move.

Before moving my position, I marked my spot on the topo as well as the position of the bedded bucks, noted the pickup in wind speed and memorized the planned approach route. Checked the sun's position and decided it would be in the perfect spot to for me to make my final approach.

Convinced that these deer felt secure in their beds in the shade of a large boulder and tall sage, I began to execute my plan for a stalk. My position was 400 yards or so SW of the bedded deer, I was clear on a path to the north that would put me on the opposite side of the boulder where they were bedded. From that point it was pretty easy going to circle above them. The last part of the approach would be difficult as the terrain was wide open, the wind however had shifted and would be favorable for an approach. I just had to hope that their beds were low enough and the sage brush tall enough that I could crawl into bow range.

An hour or so later, I had circled above them and the shadows from the western sun was quartering behind me, the afternoon breezes had gotten stronger and I was worried about arrow flight in such a wind. I inch myself closer using the noise of the wind to cover movement and sound. Soon I was close, so I drop my pack and binoculars. At about 45 yards I nock a broadhead and judge the wind, then closing to 35, then just shy of 30 and I am really out of cover, I can see the antler tips above the sage and realize they are no longer asleep. Another few steps and I can drop an arrow over the sage into a big bodied deer. It was at that moment that a

twig snaps! The bow and the smaller forky rise in unison as the forky bounds off. I hold for the big three point who instantly burst forward and I lead him nice and release, as my arrow clears past the boulder the wind grabs it and moves my lead two feet forward as I see my arrow pass just in front of his chest.

I sat back on the ground and watched as the deer cleared the ridge across the valley. Cursing myself for not having been better prepared by wearing camo and having my "cat paw slippers" available for the final approach. A few moments and a few deep breaths later my mood changed when I decided that 'considering the circumstances,' I actually had done a pretty good job planning and executing a stalk.

Later that day while finishing up my notes I realized that it is days like this that provide a valuable experience in which a lot is learned. Every hunter has similar moments to reflect upon and add knowledge to improve his ability in deer hunting. You will have many more of these kind of experiences then you will have of ones ending up with venison on the ground, and that is ok! Eventually the time will come when fewer mistakes are made and successes come a bit more often. Until then treasure every moment, every mistake and every lesson learned in your time in the field. These days are limited and time fly's by, so take advantage of every moment you can to participate in the natural world, take notes, take memories and share with all you can.

See you in the field,  
Curtis

### **This month's tip:**

Removing old vanes or feathers from a carbon shaft without raising splinters in the carbon can be difficult, so here is a tip: If you don't have a tool made for this job such as the "ZipStrip" you can use a potato peeler from the kitchen drawer. Use the potato peeler to take off the rough stuff, finish up with a little steel wool and then clean up any left-over glue with acetone.

two-track road in the back canyon on a busy Friday morning, but he did and it led to his demise. Come Monday morning (just two days later) we see an example of mother nature doing her clean-up work!

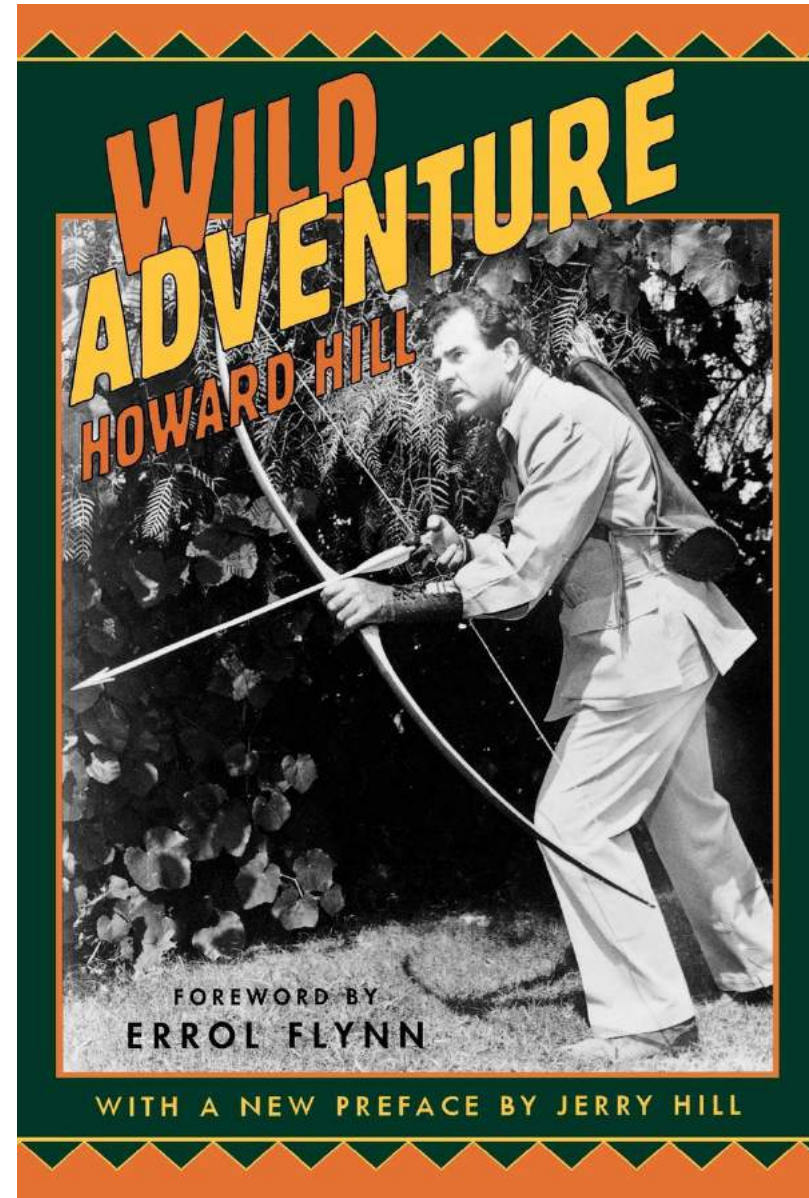


**Nature as it really is:** This little fellow should not have crossed the

**NEW MIDDLE RANGE TRAIL  
LANES 9,10,12, AND 13 NEED ADOPTION**

Target #	Adopter	Type
1	Arthur Robertson	Rabbit
2	Arthur Robertson	Bear
3	Ben Shirley	Raccoon
4	Ben Shirley	Coyote
5	Ben Shirley	Coyote
6	Rogelio Segundo	Deer
7	Brian Carter	Caribou
8	Brian Carter	Standard Brown Bear
9	Trad group	Deer
10	Trad group	Deer
11	Brian Rohrer	Turkey Flock
12	Trad group	Raccoons & Ground Hogs
13	Trad group	Black Crow & Raccoon
14	Wendell Wright	Deer in Meadow
15	Tom Swindell	Antelope, Turkey & Pig
16	Jeff Owens	Deer & Dogs
17	Sarah Villalobos	Black Boar, Pig & Standing Bear

**Another Classic Book on Archery**



## ADOPT-A-TARGET (CVA Roving Range)

**Target lanes 5,7,10,12,23,and 25 are in need of adoption.**

If interested in helping to care for one of them you can contact our Club Vice President, **Cathy Linson** at [cmlinson@yahoo.com](mailto:cmlinson@yahoo.com) or by calling her at 805-791-5102

Jbd

Target	Distance	Adopter
1	35 yrd. fan field 36 yrd fan hunter	Ben Shirley
2	30 yrd. field 32 yrd hunter	Ben Shirley
3	20 yrd. field 19 yd walk-up hunter	Tom Swindell
4	35 ft. walk-up field 11 yrd hunter	Paul Long
5	80 yrd. walk-up field 70 yrd. walk-up hunter	Doug White
6	25 yrd field 28 yrd. fan hunter	Felipe Gamboa
7	55 yrd field 53 yrd walk-up hunter	Doug White
8	45 yrd walk-up field 44 yrd hunter	Jeff Owens
9	15 yrd. field 15 yrd. walk-up hunter	Brian Carter
10	65 yrd. field 64 yrd. walk-up hunter	Kory Collins
11	40 yrd field 40 yrd. Hunter	Randy Jenkin
12	60 yrd field 58 yrd. walk-up	Siemer Family
13	45 yrd field 23 yrd. walk-up hunter	MacCorkle Family
14	50 yrd. field 48 yrd walk-up hunter	Mike Chase
15	45 yrd. walk-up field 44 yrd. hunter	

16	50 yrd. field 48 yrd. hunter	James Traher
17	20 yrd field 19 yrd. walk-up hunter	Carl Ward
18	80 yrd. walk-up field 70 yrd walk-up hunter	Brent Richter
19	55 yrd. field 53 yrd. walk-up hunter	Paul & Nathan Sweet
20	25 yrd. field 28 yrd. fan hunter	Arthur Robertson
21	35 yrd. fan field 36 yrd fan hunter	Arthur Robertson
22	30 yrd. field 32 yrd. fan hunter	Phil Bruno
23	35 ft. walk-up field 11 yrd. Hunter	Michele Levine
24	45 yrd. field 23 yrd. walk-up hunter	
25	65 yrd. field 64 yrd. walk-up hunter	Ben Spielman
26	60 yrd field 58 yrd. walk-up	Arthur Robertson
27	15 yrd. field 15 yrd. walk-up hunter	Brent Richter
28	40 yrd. field 40 yrd. hunter	Thomas Cayia
	20 yd practice butts running pig	Thomas Cayia



**805.581.1671**

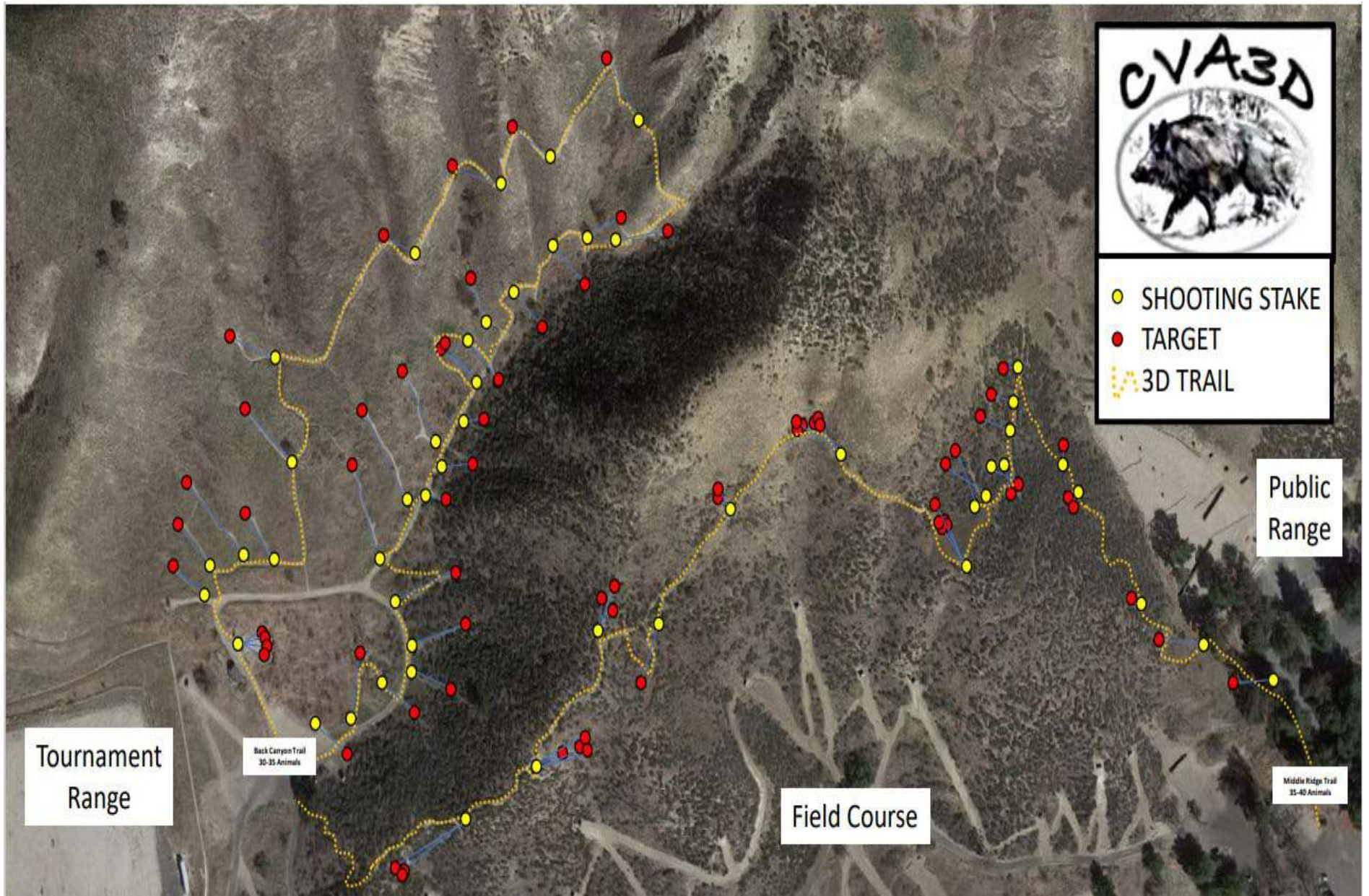
2150 Agate Court • Simi Valley, CA 93065



## CVA CONTACT INFORMATION

<b>BOD Member</b>	<b>Position</b>	<b>E-Mail</b>	<b>Phone</b>
Kurt Hoberg	President, Coach	<a href="mailto:president@cvarchers.com">president@cvarchers.com</a>	805-552-9934
Cathy Linson	Vice President	<a href="mailto:vicepresident@cvarchers.com">vicepresident@cvarchers.com</a>	805-791-5102
Scott Leviant	Secretary, Tournament Range Chairman, Coach	<a href="mailto:secretary@cvarchers.com">secretary@cvarchers.com</a>	213-590-6370
Genevieve Ivie	Treasurer, Instructor	<a href="mailto:treasurer@cvarchers.com">treasurer@cvarchers.com</a>	805-657-9742
Mike Keena	Board Member, Field Range Captain	<a href="mailto:mkeena@cvarchers.com">mkeena@cvarchers.com</a>	805-527-4585
Brandon Newcomer	Field Target Chair		
Bryan Tanger	3D Range Captain	<a href="mailto:cva3dshooter@gmail.com">cva3dshooter@gmail.com</a>	
Kevin Cloepfil	Board Member		805-390-1059
Bill Davis	Board Member, Instructor		805-208-7002
David Jockisch	Board Member, Publicity Chair	<a href="mailto:davidjockisch@yahoo.com">davidjockisch@yahoo.com</a>	
Erik Hammerquist	Board Member	<a href="mailto:emammerquist@outlook.com">emammerquist@outlook.com</a>	818-515-4465
Brian Carter	Board Member, Instructor	<a href="mailto:reiadvisor@yahoo.com">reiadvisor@yahoo.com</a>	818-232-1580
Clark Pentico	Previous Club President	<a href="mailto:clarkp@cvarchers.com">clarkp@cvarchers.com</a>	805-630-1749
Ken Downey	JOAD Program - Lead Coach	<a href="mailto:ken.downey@cvarchers.com">ken.downey@cvarchers.com</a>	805-231-6135
John Downey	Newsletter Editor, Club Tournament Chair, Coach	<a href="mailto:editor@cvarchers.com">editor@cvarchers.com</a>	805-527-4894
Michelle Lim, Dawn Luttrell	Work Hours Tracking	<a href="mailto:cvahours@yahoo.com">cvahours@yahoo.com</a>	
Richard C. Silverio	Volunteer Communications, Coach	<a href="mailto:richardcsilverio@yahoo.com">richardcsilverio@yahoo.com</a>	818-442-5182
Dennis McKaig	Volunteer Hours Coordinator	<a href="mailto:cvamemberhours@gmail.com">cvamemberhours@gmail.com</a>	
Philip Mastinick	Project Management Chair		

# CVA 3D Ranges MAP



# **CONEJO QUIVER**

**October 2023 Issue**



**The September Club Shoot and General Meeting (11:30am) is scheduled for Sunday October, 22<sup>nd</sup> 2023. Please make plans to attend.**

**This date is also our end of year Club Banquet and Awards Ceremony**

## FROM THE EDITOR

John Downey

Welcome to the October issue of the Conejo Quiver. As I mentioned last month, this has been a busy one with Club Elections, the Fun in Sun Zombie Shoot, Target Bale Replacements, and preparation for this weekend's Awards Ceremony and Club BBQ Banquet.


I have articles for you from most of the gang as well as some photos from the Zombie Shoot and Bale Replacements. Do check out Curtis' article on not getting lost. (**Editor:** Personally, I can say that I have never been lost while out hiking, but there have been a few occasions where I was mighty confused for a while).

Tom Cayia is joining us this month, with his new "Tom's Corner" covering the **3D Range**.

Please make plans to attend this weekend's Awards Ceremony and Banquet. It is a good time to come out and meet other club members, make some new friends, and get some good eats.

Keep stick'n them pointy ends in the target. Hope to see you around the range.

Regards  
John Downey, Editor



## FROM THE DESK OF THE PRESIDENT

Kurt Hoberg

### CVA Range News

**Overall Range News:** The range is looking nice; the carpet bales are getting placed – much to my excitement! I can't wait until all of them are in permanently.



**Field Range:** As stated, the carpet bales are being placed. Half the range is completed, look for upcoming work party notifications to help going forward. We need as many hands as possible to place these in the first half of the range due to the hills there.

Those who have Field lanes adopted (some are still available), please continue to assess anything that needs to be done to your lanes. I highly suggest a bi-weekly visit to your lane to knock weeds down before they become unmanageable.

Some quick tips for those who have adopted lanes on what to look for:

- Stand by each of the shooting stakes and clear any vegetation that is hanging into the lane and may be blocking the target from where shooters are taking their shots.
- Take a look at the shooting stakes themselves and assess if they need to be painted.
- Your lane responsibility also includes the walkup to the next target.
- Assess the bales and stands and let a Board member or Range Captain know if there are repairs needed.

Lane adoption is a great way to book your working member hours. Check the emails that come from Cathy and Richard to see what lanes are open for adoption.

**Tournament Range:** Carpet bales are also being placed on the TR. A stand setup has been designed and proven, materials purchased, and work started. Please be patient for our volunteers to put these on the range.

**Carpet Bale Specifics, Tips and Tricks:** When shooting these bales, like the Whitetale round target butts, move your target around the bale so the center does not get shot out. Also, **NO BROADHEADS!** The bales are not broadhead rated, in fact none of our targets are. If you want to tune your broadheads, you can bring your own broadhead rated target to the Tournament Range or the Swinging Tire target and shoot there.



### **Carpet Bales on the Go**

**CVA Banquet and Fun Shoot:** Mark your calendars, October 22<sup>nd</sup> is the CVA Banquet, being held at the pavilion next to the park's

restrooms at 11:30am. Come out, have some BBQ with your fellow members, and see who has earned club awards.

I'll also be putting together a Fun Shoot in lieu of the usual Club Shoot. Since I'm lazy the only targets we'll be shooting are 15 through 28. I'll have a bunch of fun, novelty targets placed to shoot at. You can score for bragging rights or shoot for the fun of it.

**Level 1 / Level 2 Training:** I'm be hosting a L1/2 Practical training course again. The date that looks doable for my schedule is Sunday November 12<sup>th</sup>. Please let me know if there is interest as our club members are the priority and my focus for this training.

### **Tournament News**

**CA State Outdoor 2024:** I'm going to start planning for next year's tournament after the banquet. Stay tuned for updates!

**CVA Bombardier Traditional Tournament:** We have a Tournament Chair to carry on this tournament, thanks Richard Carpenter! Planning is already underway so watch for emails and updates.

**CVA Toy Drive:** This shoot is a charity toy drive, where the shooting fee is an unwrapped toy. This year's theme is Hoppy Holidays, as CVA's mascot is a rabbit. Get it? Planning is underway, and my wife's artistic creativity is in overdrive with her happily painting targets on the Hoberg abode's dining room table. This is always a fun shoot, hopefully we won't get rained on this year!

Please click the links below for info if you are interested in more tournament details:

- CA Archery is using the USA Archery WEB site to schedule tournaments. Browse to <https://www.usarchery.org/events/find-an-event> to find and schedule out the event of interest.
- CBH/SAA: <https://www.cbhsaa.net/EventCalendar>

**Tournament Etiquette:** This year I've shot over a dozen tournaments and noticed many breaches of good shooter etiquette.

I wanted to take the opportunity to highlight some of the more important aspects of being a considerate and conscientious archer.

All of the items listed below I've seen violated during my tournament shooting this year. We all want to be good competitors, shooting our best while also being aware that other shooters are participating in a tournament as well. It's important to understand that adjusting our behavior in small, meaningful ways can help our fellow archers have a great tournament experience.

### **Target Shooting**

1. After you have shot your last arrow, before leaving the shooting line check the archer in front and behind you to see if they are still shooting. If they are at full draw, wait to step off the line to minimize the chance of bumping them while they are running their shot.
2. Staying in your 'box'. Scopes – be sure your scope is completely within your 'box', which includes the tripod legs. If your scope is in the way, other archers can move it out of the way per the rules. No complaining, your box is your area and you cannot put anything outside of it that interferes with other archers. That includes arrows swinging around behind you for those who shoot field quivers. This year I had to talk to one competitor twice about bumping me with his arrows when I was at full draw. Thankfully he clued in before I talked to a Judge and had him DQ-ed. That is the risk – be sure you are completely within your box. And, field quivers belong on the field. Just my opinion.
3. After shooting your last arrow, do not scope or glass while on the line. Step safely off the shooting line and behind the ready line before using your optics. Scoping

while on the line makes it difficult for the Director of Shooting (DOS) to determine if the line is clear.

4. Step safely, promptly, and completely off the line so the DOS can see the shooters that are still shooting.
5. No verbal grumpiness while shooting. (I am so guilty of this one!)
6. Stay positive when talking with other archers.
7. Complement other archers on their great shots.
8. Silence your phone and smart watch.
9. When putting your bow in its stand, point the bottom limb towards the targets. When you next pick up your bow, you won't need to swing it around like a helicopter to get it in the correct position, thereby minimizing the chance of poking someone with your limb, stabilizer, or knocking someone else's bow over.
10. Be careful when walking between bows – do not kick or knock them over.

### **Field and 3D Shooting**

1. When possible and if the shoot's rules allow it, shoot two archers (or more) across, especially when you are part of a large group. This moves the shoot along.
2. If you have a large group, break it up into smaller groups to allow for quicker shooting and minimizing backups on the range.
3. Score promptly, pull arrows once scoring is completed, and safely clear the lane as soon as you can to allow other shooters to proceed with their tournament.
4. Do not linger on the lane to add or argue scores, that can be done once you have safely cleared the lane.

5. The last person to clear the lane should yell "CLEAR!" to let the next group of shooters that it is safe to start shooting.
6. Bluetooth speakers and music. No one wants to hear your music, keep the speakers at home.
7. Silence your phone and smart watch.
8. If you are shooting a tournament at your home club, be an exemplary example of a considerate archer. Other archers have paid to shoot a tournament. For those home club participants, it is easy to shoot like a club shoot instead of a tournament. (I saw this at the Huntsman this year and it was a great example of what not to do).

### **Range Security**

We continue to have issues with members not locking the tournament range gate. There has been some improvement, but the issue continues.

If you are leaving the range, lock the gate. If you are coming onto the range, lock the gate behind you. If you are unsure if you should lock the gate – lock the gate. Be careful with the locks, don't drop them, or use them as pry-bars, hammers, etc.

All Club members must do their part to secure our range.

See you on the range!

Your President,

Kurt

Remember, archery is easy. Shoot a 10, do it again!

## **FROM THE DESK OF THE VICE PRESIDENT**

**Cathy Linson, Vice President**

### **Change in Range Captains**

Many thanks to Mike and Kevin for taking on the impossible job of being range captains for all 4 of our ranges. They stepped up when no one else wanted to take those roles. But it is not possible for 2 guys leading a small group of helpers to keep up. We are fortunate enough to have some additional people stepping into those roles now. Mike and Kevin will continue to care for the Public Session range while Tom Cayia and Ken Exum will co-captain the field and 3D and Ken Downey has already been caring for the Tournament Range. I think we will see many positive improvements from this change and want to thank everyone for stepping into these roles.

Public Session Range: Mike Keena and Kevin Cloepfil

Field Range: Ken Exum and Tom Cayia

3D Range including Middle Ridge: Tom Cayia and Ken Exum

Tournament Range: Ken Downey

### **Year End Hours Summary**

Thank you to everyone who worked during the past year to help the club. The total hours worked for the year was 7171 which is amazing when you consider that total hours required by all members was 2603. Thank you also to all non-working members, your maintenance fee was used to hire the crew which saved the field and 3D ranges from drowning in mustard.

A special thank you to those who worked significantly more than their required hours, we could not get it all done without you. Again, this year my good friend Arthur Robertson holds the record for most hours worked, 411. Arthur takes care of a couple of field range lanes, is our bee keeper, and takes care of our first aid stations. If that isn't enough, he also worked every tournament and almost every weekend at the Public Session. He worked the Public

Session a couple of days after having a minor surgical procedure and I can't tell you how many complaints I had because he signed up for too many spots at the tournaments.

Other people who worked significantly more than their required hours are listed below, make sure to thank them when next you see them. The hours these 24 folks worked combined comes to 4450, we appreciate the effort that keeps our club alive.

Over 300 hours

Robertson, A.	411
Hoberg, K.	386
Linson, C.	340
Mastinick, P.	316
Marshall, B.	311

150 to 251 hours

Owens, J.	251
Thomas, M.	250
Bombardier, B.	245
Wright, W.	216
Jockisch, D.	216
Downey, K.	154

100 to 150 hours

Cloepfil, K.	142
Keena, M.	102
Downey, J.	126
Newcomer, B.	110
Houghton, G.	133
Silverio, R.	119

Bowler, A.	115
------------	-----

75 to 100 hours

Sheppard, T.	92
Carpenter, R.	87
Cayia, T.	86
Mason, R.	81
Rohrer, B.	83
Knebel, K.	78

Cathy

Cathy Linson  
 Vice President Conejo Valley Archers  
 Vicepresident@cvarchers.com  
 805-791-5102

**Surewould Forest** by Bob Gonzalez





# Conejo Members in Action

A few pic's of Moving & Preparing the new Target Butts



First Completed (Mock-up) Stand



Six of Seven stands mostly completed by Phil





Morgan being Morgan



Taking a break



## Fun in the Sun Zombie Shoot



Was a beautiful day in the neighborhood



Kurt and Tom checking the hits





One of the "Save the Babe" Shoots



Curtis checking for ...



Dawn showing how it is done



He saved the babe



No idea



Whose having fun



Armadillo Porcupine



Tallying scores is thirsty work



Getting medals ready for awards ceremony

## Tom's Corner

By Tom Cayia


### 3D Range Update

Hello members! There have been a lot of great things going on with our Middle Ridge 3D range and our Valley 3D range, located on the backside of our club near the tournament range. Thanks to Carlos Parada, we have a new Valley 3D practice area located near the Nocking Point rest area. Now you have an opportunity to try it out and see what it's like to shoot at the 3D animals without having to go on the course.

Let's face it shooting at paper targets is OK, but sometimes it's just plain boring. Now you have something new to try and an opportunity to meet AL. Who is AL? He is our resident alligator located at the bottom of the picture I have included. So come on over to the new area and give it a try. I am sure you will have a fun time.

The other great news is our Middle Ridge 3D range has been certified and ready for you to start shooting. The views from the ridge are quite spectacular and there are a great variety of 3D animals to shoot. I challenge our Compound shooters to try and shoot a perfect score on that course. I have included a picture of one of the shooting stakes and the variety of animals waiting for you to take your best shot starting with Fred the standing Bear and his friends. Seriously, it is a lay out built by various members of our club. Paper targets are boring and 3D rules!

If anyone has any questions or would like to have a tour of the two locations mentioned here in this article, please give me a call at 805-427-2960 and I will be glad to help you. We have a great club and I hope all of you will check out our 3D ranges. Thanks.



3D warm up area with AL, the Alligator.



Middle Ridge targets with Fred, the standing bear.

Thanks,  
Tom Cayia  
3D and Field Range Co-Captain  
805-427-2960  
[Tom.Cayia@cvarchers.com](mailto:Tom.Cayia@cvarchers.com)

## From the Pen of Morgan's Thomas

### Member Anniversaries!!!!

October 2023

3 Year's	Julian Acebo
16 Year's	Kevin Cloepfil
16 Year's	Ryan Cloepfil
3 Year's	George Conner
5 Year's	Denis Flood
2 Year's	Seth Keena
10 Year's	Cathy Linson
4 Year's	Shen Linson
4 Year's	Natalie MacDonald
20 Year's	Bonnie Marshall
3 Year's	Steven Miller
6 Year's	Charles Neace
3 Year's	Alejandro Nijamkin
4 Year's	Jerry Ruano
10 Year's	Thomas Sheppard
10 Year's	Ben Shirley
13 Year's	Peter Sperling
8 Year's	Oscar Vallejo
2 Year's	Douglas White



### Renewal Reminders:

I will be doing renewals and new membership paperwork during the Banquet on the 22<sup>nd</sup>.

**Morgan**



# UPCOMING EVENTS AT OUR RANGE



*Conejo Valley Archers*  
CONEJO VALLEY ARCHERS

## Conejo Valley Archers Spring Classic

March 9-10, 2024

Three Archery Tournaments in One!

Thrice the Challenge!

Thrice the Fun!

NFAA Field Round • 3-D Round •  
American 900 Round

**Open and Traditional Money  
Classes (M/F) for Each Tourney!**

**Over \$3,360 in Prize \$\$\$!**

Schedule	Saturday (9th)	Sunday (10th)
Registration Opens	7:00-8:30	7:00-8:00
Ranges Open: 3D and Field Ranges	7:30-4:30	7:30-12:30
900 Round — Practice Round	8:30	8:30
900 Round — Start	9:00	9:00
Score Cards Due	4:30	2:00
Awards		2:30

Shoot one, two, or all three Tournaments over two days.

**Shooting Styles (Non-Money Class):** NFAA Bow Classes (FS, FSL, FSLR, BB, FSBH, TRAD, LB, BBR)

American 900 Round	3-D Round	NFAA Round	Entries and Extras	Fees
5 ends of 6 arrows/dist	25 targets	28 targets - 50/50 field/hunter	<b>Each Tournament</b>	(non-money class)
4 minutes per end	Unmarked yardage	Marked yardage	Adult/Senior	\$25 (\$75 for all 3 tourneys)
122cm targets (5-ring option)	No Range Finders!	4 arrows per target	Under 17 years old	\$20 (\$60 for all 3 tourneys)
3 yardage distances:	2 arrows per target	5-4-3 scoring	3D Mulligan (2 Max)	\$1 each
⇒ Senior+ 40-50-60y	Traditional: 33y max	Money Classes shoot Adult stakes by style (Comp. or Trad.) and use 6-5-4-3 "Pro" scoring (X=6)	3D Doe Tag (1 Max)	\$1
⇒ Adult 40-50-60y	Compound: 50y max		<b>All Money Classes</b>	(money class)
⇒ Y.A. 40-50-60y	Cub/Youth: 25y max		Each Tournament	\$50 + (\$150 for all 3 tourneys)
⇒ Youth 30-40-50y	Money Classes shoot Adult stakes by style (Comp. or Trad.) and <b>cannot</b> purchase Mulligans or a Doe Tag			
⇒ Cub 10-20-30y				
Money Classes Shoot Adult				



**Awards for all Divisions (using NFAA rules) (M/F)** (Senior+, Adult, Y.A., Youth, & Cub)

**Grand Champion:** Total Score for all three tournaments (non-money class only)

**Money Classes:** Separate Men's and Women's Open (sights, releases, and stabilizers okay) and Trad Classes for each tournament. The Trad Money Class will include longbows and all recurve bow types (barebows only, arrow rests allowed). **Must be present on awards day.**

Food and beverages available on the range.

RV Park (full hookup) and camping by range at Tapo Canyon Park (reservation strongly recommended): <http://www.ventura.org/inland-parks/tapo-canyon-simi-valley>

Vendors Welcome! E-mail CVASC@cvarchers.com to reserve your space.

**Payments:** Pre-registration and pre-payment will be available through [www.cvarchers.com](http://www.cvarchers.com).

**Visit:** [www.cvarchers.com](http://www.cvarchers.com) for more information about the tournaments, the structure for the Money Classes, pre-registration instructions, and any hotel information.

**Questions?** E-mail CVASC@cvarchers.com

CVASC

# Hoppy Holiday Toy Drive

Conejo Valley Archers  
Presents the

**"HOPPY HOLIDAYS" Toy Drive**

**Sunday, December 3, 2023**  
This is a Rain or Shine Event

**30 Novelty and 3D Targets**  
2 arrows, marked yardage, 10-8-5 scoring

<p><b>Shooting Styles</b></p> <p>Free Style (FS) Free Style Limited (FSL) Bow Hunter (BH) Bow Hunter FS Bow Hunter FSL</p>	<p>BareBow (BB) FITA Recurve Longbow (LB) Recurve (REC) Selfbow (SB)</p>	<p><b>Divisions</b></p> <p><b>ADULTS:</b> 18 and up <b>YOUNG ADULTS:</b> Ages 15-17 <b>YOUTH:</b> Ages 12-14 <b>CUB:</b> Ages 11 and younger</p>
--	--	--

The Conejo Valley Archers' Range is located in Simi Valley, California

**Tournament Fees:**

One unwrapped toy per archer  
-minimum value of \$20.00  
(Two Toys per Family)

**Mulligans Available:**

2 Mulligans can be "bought" for 2 toy  
Matchbox cars (or \$1 each)

For more information on the  
Toy Drive Event and directions  
visit our website:

[www.cvarchers.com/toy-drive](http://www.cvarchers.com/toy-drive)

**Please make plans to attend this worthy event!**

# SNAKE BITE – FIRST RESPONSE PROTOCOLS

## THIS ARTICLE IS REPOSTED AGAIN THIS MONTH DUE TO ALL OF THE RECENT SNAKE ACTIVITY ON THE RANGE

You may be unsure whether you've gotten a snake bite or an unrelated injury. Some signs of a bite include puncture marks at the site of the wound, pain and swelling as well as neurological symptoms such as blurred vision or numbness and tingling of your face and limbs.

If you or another person, are bitten, try to remember the color and shape of the snake, because that may help medical professionals treat the injury.

1. Sit down and stay CALM
2. Do NOT apply a tourniquet
3. Do NOT suck on the wound
4. Stay calm, and alert any immediate local assistance to coordinate transportation to hospital, or call 911 – arrange to meet emergency vehicles at gates

### Site addresses:

- **Main Gate:** Tapo Canyon Park – 4651 Tapo Canyon Road
  - **Tournament Range side:** 5000 Bennet Road
5. Wash the wound with warm, soapy water if possible
  6. Circle the site of the bite with a Sharpie and write the time next to it. You should keep a list of your symptoms and

periodically update it, as that could help the medical team that treats you.

7. Cover the wound with a clean, dry dressing. **First-Aid kits** are posted all around the range areas at Main Kitchen, Stage area, between Targets #12 and #13 at the portable restroom, 3D Shade structure, Tournament Range, and the Public Session Range.
8. **Remove jewelry and watches, which will be much harder to get off if your limbs start to swell.**
9. If you begin to experience anaphylaxis, including swelling of the face and throat, hives or difficulty breathing, use an EpiPen if you have one.
10. **VERY IMPORTANT** – Call ahead to the local hospital to alert them that you are bringing in a rattlesnake bite victim and verify they have anti-venom immediately available at the site.

Local Hospitals that generally have or have access to anti-venom onsite:

- Los Robles Hospital – Thousand Oaks – 805-497-2727
- Adventist Health – Simi Valley – 805-955-6000

Report the incident to the club as soon as possible.



## Let's not get Lost

A column for the "Conejo Quiver" by Curtis Hermann, Oct. 2023

Archers tend to also be hikers, campers, backpackers, hunters and fishermen with side interests in rock hounding, artifact finding and an interest in the local bio-diversity. They like to be able to know one tree from another or whether or not that Caster Bean plant on the CVA range is edible or medicinal or not.\* Although we tend to think of ourselves as archers, a more accurate definition might be outdoorsman or outdoorswomen with a little bit of a "Naturalist" in the mix.



Regardless, with so many things to take in – in the outdoors, it is so easy to be distracted and often the direction of travel and hours in the day seem to just melt away. The end result is that you have perhaps wandered farther and more off trail than you thought!

The point I'm trying to make here is that the varied interests that make up an outdoors person also tend to make that person often distracted by the many things they see, touch, smell or question as they meander about in a wildlife setting. Without a set of habits that one practices each time they enter the wilderness, one can often become confused as to just how to find their way back to their vehicle or starting point. So let me give you a few little tips that I have learned (*the hard way*) that have helped me to keep from floundering around too much and wondering just "where in the hell am I at."

Tip #1: Before you leave home, xerox a section of the "topo" map you will be using on that day and circle where you expect to

spend your day(s) and mark where you expect to park your vehicle, then list a time when you expect to return to your vehicle. *Include the make and model and year of your vehicle along with the color and the license plate number!*

Now put it on the front of the refrigerator or someplace where your concerned person will know it is there. *If you have a phone number for the local Search & Rescue team, list that as well.* Believe me Search & Rescue will be very grateful for this information if they are called upon to help locate you.

Tip#2: Placing a second copy of the above on your dashboard is a good idea. Search & Rescue will appreciate this effort to help them find you. Take a sheet of kitchen tinfoil larger than the sole of your boot and place it on the carpet and press your boot sole into it, giving them a perfect imprint or picture of your footprint. I even know a few guys who have carved their initials into the sole of their boots, so that it shows up on the tinfoil. This leaves no doubt about whose track the rescue team is looking at.

I know we are not lost yet, heck we haven't even gotten out of the Jeep yet, so just when are these tips going to help me not get lost? Well right now.

Tip #3: The most important tip will be when you exit your vehicle. A handy item to have in your hand at this moment is a compass or if you have a GPS unit, mark your parking spot as your first waypoint. If you are old and still use a compass like me, remember to set your declination to match the area you are in. By the way, the compass app for your phone is ideal for this purpose. *At the end of this column is the declination information for the Los Angeles area.\*\**

This is when you memorize where the four directions are, north, south, east and west. When you stare in each direction to find landmarks, a barn or bare cliff or tall mountain, whatever is available and memorize it's look and surroundings. If this seems time consuming or unnecessary then take a few pictures of the area that you can review later in the day if need be.

Generally, I will talk out loud to myself to help me lock in the

pictures of what I am memorizing. What direction is that creek or river flowing, or does that valley lay in an east, west or north, south direction. Are there any highways or small towns or structures you will be able to see if you are on top of any highpoint nearby? There will almost always be something that stands out more to attract your attention, take a bearing on this point and add or subtract 180 degrees from that bearing so that you will know which way to travel from that mark to get back to your vehicle.

Take a few minutes to do this, memorize your surroundings, this alone is the most important first step in making your day go well! An example would be that you spot a tall cliff off in the distance. You say to yourself, how beautiful and it must be 200' high and it is maybe a mile or a little more to the NE of my position, if I can see that from afar it will guide me right back to here!

Once you have decided in which direction you are going to start out, mark that on the dashboard topo-map and add the time of departure and an expected time of return.

Tip #4: Up until this moment, everything we have done has been to give those who may have to start looking for you the very best possible chance of finding you. Now it is up to you to make sure that you return safely and hopefully on time.

*This next tip is so simple and so easy, yet it is the one tip that most forget.*

Tip #5: How do you know when your lost? You look around you and nothing looks familiar, no matter which way you turn, nothing looks familiar. This happens to bowhunters often as they have been busy looking for game sign and paying attention to the breeze, forgetting to pay attention to the local geography. This usually happens when you look at your watch or the lowering sun and decide that its best to get moving back towards your starting point, you turn around to head back and suddenly nothing looks familiar! This moment tends to send a bolt of fear and doubt immediately to your mind, especially if it is near dark and you realize you are a long way away from the vehicle (which is in what direction?), you're not even sure.

Gathering your wits about you at this moment is critical! Studies show that the percentage of people at this moment of realization (that just take off in a guessed direction) ending up walking in circles is 100%.

So how do we avoid this moment from happening! It is a simple trick. Just like you did (when you talked to yourself), a few minutes before taking your first steps away from your vehicle. *Every ten minutes or so you stop and do a slow 360 degree turn around and study all that terrain that you are passing or crossing! Take a mental note of anything that stands out and can be seen from a long distance, study it so that you will recognize it even from a different angle.* So simple, so easy and that moment never comes where the terrain that you are in seems unfamiliar.

Tip #6: Time and distance pass differently for different outdoors people. If you are a backpacker or hiker, it is usually considered that you travel at an average of two miles per hour on a trail. Many bowhunters use this figure as they plan their hike into a main drop or hunting camp because this is the plodding portion and making distance is the goal. In this case time and distance is fairly easy to predict or estimate.

Once your main camp is established the goals change, now time and direction of travel are altered by game sign, game trails and often you look for a high observation point for glassing, Saddles and the sighting of game from a long distance are very attractive to the bowhunter. Speed often slows in order to stalk game or perhaps you run at a trot to get around and ahead of game. So, you must visualize distance and time from your position to camp is something that must be calculated often. Visualizing your way back in the dark is always on your mind, so look for landmarks that you may be able to recognize at night.

Tip #7: When the sun begins to get low you will see the bowhunter place his hand horizontally at arm's length toward the sun, with fingers touching he will place the top edge of his index finger at the bottom edge of the sun's image, he will then count how many fingers between the sun and the horizon. The width of each

finger represents 15 minutes, three finger width between the sun and the horizon means 45 minutes until dark.

Bowhunters must always have some sense of time and distance to camp because the way back is most always in the dark. If you have paid attention to your surroundings and are confident you know your position, its distance from camp and your route to camp and the time it will take to return, then making the decision of whether to head to camp or make a bivouac camp near game is easy and comfortable to do.

Having the ability to “not get lost” does not mean that you won’t spend an occasional unexpected night far from main camp or your vehicle, especially if you are a bowhunter. For such an event you must be prepared. Prepared means to have a form of shelter, ability to create a fire, the ability to signal, water or a way to get it and a little spare nutrition always makes the night easier to endure. This requires that you carry a kit, we call it a “survival kit” but most of the time it is just an “overnight kit.”

The most important part of this kit is the shelter. Exposure is your number one enemy in the outdoors, to underestimate it is dangerous indeed and the easiest antidote to exposure is a portable shelter. Shelter comes in many forms from a light weight nylon tarp, a space blanket, an SOL space sleeping bag, a small light weight bivouac tent or my preferred set up, a two-piece hooded rain jacket and pants or a military hooded poncho. Of the two, I prefer a two-piece rain suit as it is comfortable in any position (sitting, standing, walking or lying down and everything stays in place in the wind) or a light military poncho. The poncho is the more versatile of the two and can be made into a shade shelter from sun and heat. The important part is that you can move (walk) if needed (regardless of weather conditions) wearing either one.

The choices in fire starting kits today are better than they have ever been, the “prepper” movement has caused a plethora of inventive minds, so a little google research should give you many choices of fire-starting kits to pick from. Never enter the wilderness without one.

Signaling continues to improve from the old line of sight two-way radios that we used for so many years to satellite phones. Regardless of how high-tech you decide to go you should still carry a high-pitched whistle as it will never let you down.

I have not covered the use of map and compass in this column, it requires more than this column is made for, and I know most of you have a sophisticated GPS system which makes me reluctant to even bring it up.

There are map and compasses courses available for you to take. Obviously “YouTube” is a source of knowledge as is your local REI store courses. Having a compass and being good at using it are two different things, so take a course and practice the craft and as a wandering bowhunter, learn to “dead reckon” and get good at it, it will save you a few long nights out in the woods.

Till next month,  
Curtis

*\*(Castor oil, a homeopathic medicinal plant that has been used for centuries by most cultures, is both a topical element that can help arthritis, dandruff, acne and help wounds heal, it can also be used internally to induce labor or ease constipation. It can be purchased over the counter at most drug stores.*

*The component that makes all these things happen is ricinoleic acid that the World Health Organization (WHO) has labeled a class B bioterrorism agent (Ricin) due to its toxicity.*

*\*\*East Los Angeles*

*Latitude: 34° 1' 26" N*

*Longitude: 118° 10' 16" W*

*EAST LOS ANGELES*

*Magnetic Declination: +11° 30'*

*Declination is POSITIVE (EAST)*

*Inclination: 58° 50'*

*Magnetic field strength: 46259.5 nT*

## ***This month's Tip:***

*"Target Panic" is a mental anxiety issue that gets started when we start the "aiming process" before we have completed the "form process". If you have your pin (or focus) on the target spot before or at the moment that you have touched or approached your anchor and before you have set your back muscles, the mind will say "I'm on or nearly on target – shoot now!" And you will!*

*Now if you already have "target panic" you know how hard it is to break "the habit". It is hard to break because target panic is an adrenaline sourced event that starts when you focus so hard on the spot but not on the form process. When the mind says: SHOOT NOW! YOU DO! Adrenaline wins again!*

*The fact that you know that you are not at full anchor or your back muscles are not yet set and in command, only makes the adrenaline worse! Soon you have a state of "low confidence," because you know you are not really in charge of the shot, "the adrenaline is," and therefore you do the same thing over and over anyway.*

*Some archers choose to live with their target panic and just try to get better with that way of shooting, it is a choice but not the best choice.*

*So, by now you have figured out that you need to get back in charge of the shot again, but how do you do that!*

*First, we must correct the "form process." This is best done with the \*"blind bale" at very short range. From 15' set your shooting line, face the bow/bow-arm at the target, **close your eyes** and draw the bow, solidly set your anchor, set your back muscles (feel each step of the process) and relax your draw fingers or squeeze the trigger, shooting the arrow into the bale.*

*This is a feeling process; you want to get back having your process to be in charge of the shot. To do that you must feel every step of the draw cycle and you cannot do that with your eyes open and your focus on a target spot down range.*

*Ten or twelve shots at a time with eyes closed and over a few days or a week of blind bale and soon you will be comfortable with*

*your form once again. The problem will be that when you open your eyes, the old habit will instantly want to go back to the adrenaline shot process, but you are now able to take the time to set your anchor and your back muscles.*

*So, the next step is to do as you did with your eyes closed. Set the bow/bow hand pointing at the bale, hold it there for a second or two (let the bow hand know that it is in charge of pointing) now (looking forward without any eye focus on the bale) draw, anchor and set your back muscles. When you feel you are completely in charge, release the arrow. Trusting your bow hand is key so give it a few seconds to settle. Soon your body will realize that the old correct process has returned and this is how it is going to be from now on!*

*Soon you will have to face a bale with a target on it, it will be a tricky moment but your comfort with the shot process and much of your self-confidence will have returned. As you look at that target talk to yourself, an affirmation is a good thing at this point, I like, "I've got this" as I raise my bow hand and let it settle for a second or two on the down range bale. I do not start my focus on the target spot (or sight pin) until I am at anchor and back muscles set.*

*I don't like to shoot too many arrows at the same target at this stage, perhaps two or maybe three, I like to change lanes a lot and I only like to shoot out to about 40 yards (a distance inside my confidence range). So do the field range as many targets as you are comfortable with and still feel in charge. Any long shots beyond your confidence range just move up closer. Soon you will be very relaxed and back in charge again!*

*For the bowhunter, "Buck Fever" is just another form of "Target Panic" but because a life is in the balance, it becomes a bit more of an issue. It is a bit more time consuming and complicated than regular target panic, so some day we will cover that process as well.*

*Till next month,  
Curtis*

*\* A blind bale is a blank target butt with no visible target face or aiming point.*

## Geronimo

Geronimo was an Apache leader and medicine man best known for his fearlessness in resisting anyone—Mexican or American—who attempted to remove his people from their tribal lands. He repeatedly evaded capture and life on a reservation, and during his final escape, a full quarter of the U.S. standing army pursued him and his followers. Here are some interesting facts about Geronimo that you may not know:

1. The origins of his name are disputed. The man who would become the most feared Indian leader of the 19th century was born sometime in the 1820s into the Bedonkohe, the smallest band of the Chiricahua Apache tribe that inhabited what is now New Mexico and Arizona. His given name was Goyahkla (“The One Who Yawns”), but as a young man he earned the moniker “Geronimo” after distinguishing himself in Apache raids against the Mexicans. The source of the name remains the subject of debate. Some historians believed it arose from frightened Mexican soldiers invoking the Catholic St. Jerome when facing the warrior in battle, while others argue that it was simply a Mexican nickname or a mispronunciation of “Goyahkla.”

2. Geronimo’s wife and children were murdered when he was a young man. Geronimo came of age during a period of bitter conflict between the Chiricahua Apache’s and the Mexicans. In response to the Apache’s penchant for staging raids to gather horses and provisions, the Mexican government had begun ambushing Apache settlements and offering lucrative bounties for their scalps. In 1851, while Geronimo and several other warriors were in the town of Janos on a trading mission, Colonel Jose Maria Carrasco and a detachment of around 400 Mexican soldiers ransacked his Bedonkohe encampment and slaughtered many of its inhabitants. When Geronimo returned later that night, he found that his mother, his wife and his three young children had all been murdered.

3. He broke out of U.S. Indian reservations on three different occasions. In the 1840s and 1850s, the Mexican-American War and

the Gadsden Purchase placed the Chiricahua Apaches’ domain within the boundaries of the expanding United States. Geronimo and the Apache’s violently resisted the influx of white settlers, but following several years of war with the U.S. Army, they reluctantly negotiated a peace. By 1876, most of the Chiricahuas had been shipped to San Carlos, an arid and inhospitable reservation located in Arizona. Geronimo avoided the reservation until 1877, when he was captured by Indian agents and brought to San Carlos in chains.

4. He was an accomplished artist who sold paintings to tourists late in life.

5. He was also an accomplished horseman who could ride standing up on two horses at once.

6. He died at Fort Sill, Oklahoma on February 17th, 1909.



The incredible history of Native Americans is full of things that are not in the books and are not taught in schools!

## NEW MIDDLE RANGE TRAIL

### ALL LANES HAVE BEEN ADOPTED

Target #	Adopter	Type
1	John Gusan	Rabbit
2	John Gusan	Bear
3	Ben Shirley	Raccoon
4	Ben Shirley	Coyote
5	Ben Shirley	Coyote
6	Rogelio Segundo	Deer
7	Brian Carter	Caribou
8	Brian Carter	Standard Brown Bear
9	Trad group	Deer
10	Trad group	Deer
11	Brian Rohrer	Turkey Flock
12	Trad group	Raccoons & Ground Hogs
13	Trad group	Black Crow & Raccoon
14	Wendell Wright	Deer in Meadow
15	Tom Swindell	Antelope, Turkey & Pig
16	Jeff Owens	Deer & Dogs
17	Sarah Villalobos	Black Boar, Pig & Standing Bear

## WHAT IS THIS?



No, it isn't an old writing utensil. It is a "Flechette".

Flechettes were typically released from aircraft or airships in large quantities (primarily during World War I), with each canister containing anywhere from twenty to 250 darts. In one instance in March 1915, a French pilot dispensed 18,000 flechettes over German trenches in just one day.

When dropped, these darts would gain enough momentum to pierce through soldiers from top to bottom. This example is a German "Fliegerpfeil", which translates to "aviator arrow" or "flyer arrow" in English.



<https://planehistoria.com/ww1-flechettes/>

Submitted by Bonnie Marshall



## ADOPT-A-TARGET (CVA Roving Range)

**Target lanes 8, 15, 19 & 24 are in need of adoption.**

If interested in helping to care for one of them you can contact our Club Vice President, **Cathy Linson** at [cmlinson@yahoo.com](mailto:cmlinson@yahoo.com) or by calling her at 805-791-5102

Jbd

Target	Distance	Adopter
1	35 yrd. fan field 36 yrd fan hunter	Torrey Johnson
2	30 yrd. field 32 yrd hunter	Torrey Johnson
3	20 yrd. field 19 yd walk-up hunter	Tom Swindell
4	35 ft. walk-up field 11 yrd hunter	Paul Long
5	80 yrd. walk-up field 70 yrd. walk-up hunter	Doug White
6	25 yrd field 28 yrd. fan hunter	Felipe Gamboa
7	55 yrd field 53 yrd walk-up hunter	Doug White
8	45 yrd walk-up field 44 yrd hunter	
9	15 yrd. field 15 yrd. walk-up hunter	Brian Carter
10	65 yrd. field 64 yrd. walk-up hunter	Kory Collins
11	40 yrd field 40 yrd. Hunter	Randy Jenkin
12	60 yrd field 58 yrd. walk-up	Siemer Family
13	45 yrd field 23 yrd. walk-up hunter	MacCorkle Family
14	50 yrd. field 48 yrd walk-up hunter	Mike Chase
15	45 yrd. walk-up field 44 yrd. hunter	

16	50 yrd. field 48 yrd. hunter	James Traher
17	20 yrd field 19 yrd. walk-up hunter	Carl Ward
18	80 yrd. walk-up field 70 yrd walk-up hunter	Brent Richter
19	55 yrd. field 53 yrd. walk-up hunter	
20	25 yrd. field 28 yrd. fan hunter	Arthur Robertson
21	35 yrd. fan field 36 yrd fan hunter	Arthur Robertson
22	30 yrd. field 32 yrd. fan hunter	Erik Hammerquist
23	35 ft. walk-up field 11 yrd. Hunter	Conner Blackwell
24	45 yrd. field 23 yrd. walk-up hunter	
25	65 yrd. field 64 yrd. walk-up hunter	Ben Spielman
26	60 yrd field 58 yrd. walk-up	Arthur Robertson
27	15 yrd. field 15 yrd. walk-up hunter	Brent Richter
28	40 yrd. field 40 yrd. hunter	Thomas Cayia
	20 yd practice butts running pig	Thomas Cayia



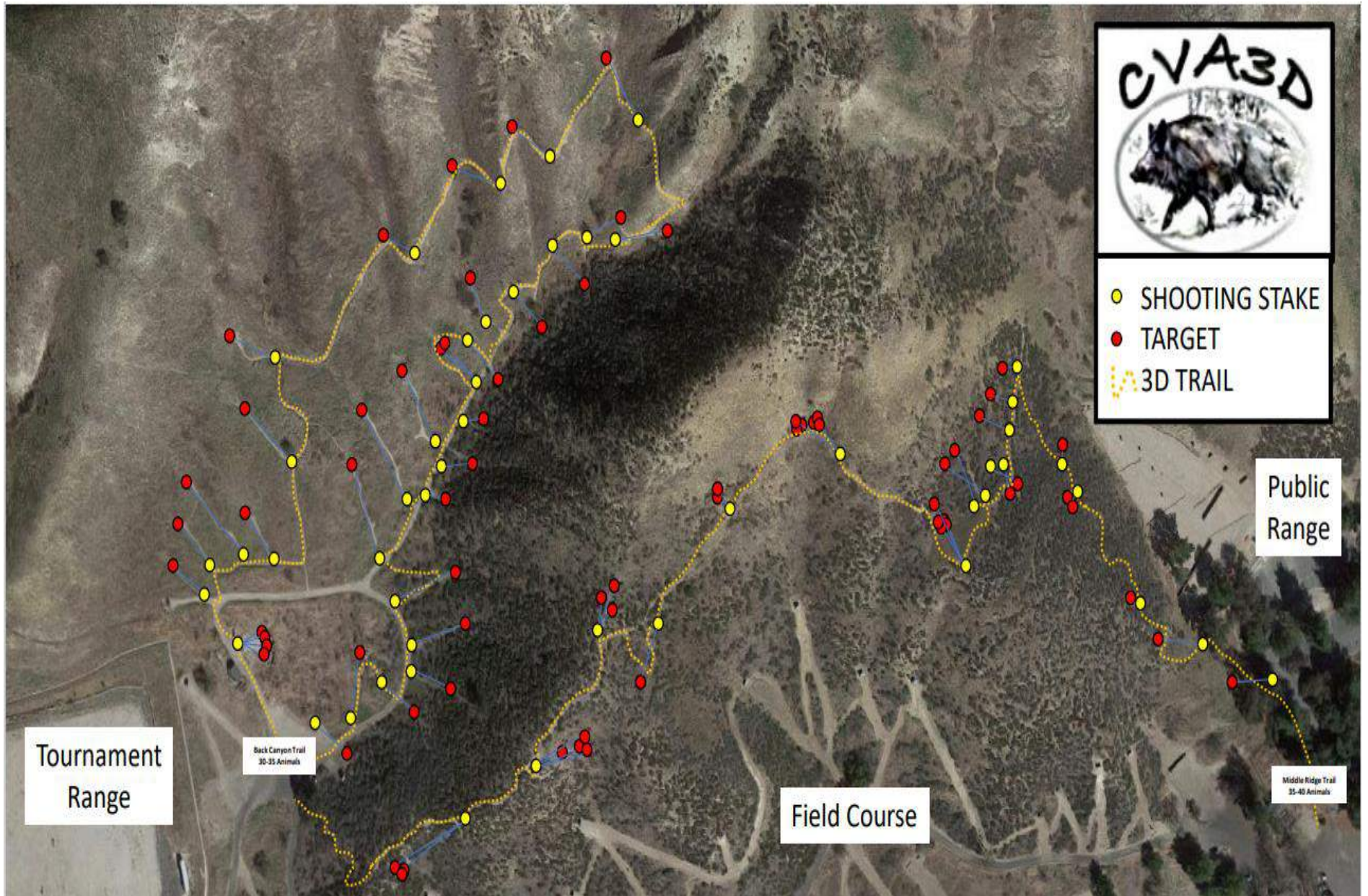
**805.581.1671**

2150 Agate Court • Simi Valley, CA 93065

## CVA CONTACT INFORMATION

<b>BOD Member</b>	<b>Position</b>	<b>E-Mail</b>	<b>Phone</b>
Kurt Hoberg	President, Coach	<a href="mailto:president@cvarchers.com">president@cvarchers.com</a>	805-552-9934
Cathy Linson	Vice President	<a href="mailto:vicepresident@cvarchers.com">vicepresident@cvarchers.com</a>	805-791-5102
Scott Leviant	Secretary, Tournament Range Chairman, Coach	<a href="mailto:secretary@cvarchers.com">secretary@cvarchers.com</a>	213-590-6370
Anette Vladescu	Treasurer	<a href="mailto:treasurer@cvarchers.com">treasurer@cvarchers.com</a>	805-657-9742
Mike Keena	Board Member, Public Session Range Co-Captain	<a href="mailto:mkeena@cvarchers.com">mkeena@cvarchers.com</a>	805-527-4585
Kevin Cloepfil	Board Member, Public Session Range Co-Captain		805-390-1059
Brandon Newcomer	Field Target Chair		
Tom Cayia	3D Range Co-Captain, Field Range Co-Captain	<a href="mailto:Tom.cayia@cvarchers.com">Tom.cayia@cvarchers.com</a>	805-427-2960
Ken Exum	3D Range Co-Captain, Field Range Co-Captain	<a href="mailto:Tom.cayia@cvarchers.com">Tom.cayia@cvarchers.com</a>	309-335-6546
Philip Mastinick	Project Management Chair	<a href="mailto:CVApm@cvarchers.com">CVApm@cvarchers.com</a>	
Morgan Thomas	Board Member, Membership Chair	<a href="mailto:CVAmchar@cvarchers.com">CVAmchar@cvarchers.com</a>	
David Jockisch	Board Member, Publicity Chair	<a href="mailto:davidjockisch@yahoo.com">davidjockisch@yahoo.com</a>	
Clark Pentico	Previous Club President		805-630-1749
Ken Downey	Board Member, JOAD Program - Lead Coach, Tournament Range Captain	<a href="mailto:ken.downey@cvarchers.com">ken.downey@cvarchers.com</a>	805-231-6135
John Downey	Newsletter Editor, Club Tournament Chair, Coach	<a href="mailto:editor@cvarchers.com">editor@cvarchers.com</a>	805-527-4894
Michelle Lim	Work Hours Tracking	<a href="mailto:cvahours@yahoo.com">cvahours@yahoo.com</a>	
Richard C. Silverio	Volunteer Communications, Coach	<a href="mailto:richardsilverio@cvarchers.com">richardsilverio@cvarchers.com</a>	818-442-5182
Brian Rohrer	Board Member		

# CVA 3D Ranges MAP



# **CONEJO QUIVER**

**November 2023 Issue**



**The November Club Shoot and General Meeting (11:30am) is scheduled for Sunday November 26, 2023. Please make plans to attend.**

## FROM THE EDITOR

John Downey

Welcome to the November issue of the Conejo Quiver.

Hope everyone had a nice Thanksgiving Day Holiday. Christmas of course, is just around the corner as well, and Conejo always celebrates this with our annual Christmas Toy Shoot (think Toys for Tots). This year's "Hoppy Holidays" Event looks to be even better than last year's (*see flyer inside*). Do make plans to attend the tournament so we can collect even more toys for kids than last year. You may want to check out the photos from our 2005 Toys for Tots Shoot as well.

All our normal cast of regulars is joining us again this month with more interesting articles, general club info, updates, etc. Yes, we have lots of photos again as well.

Curtis is again at the top of his form, educating us on deer noses, "*Just a whiff, is all it takes*". Who knew?

Finally, this month's club shoot is the first one that counts towards trophies. Now would be a good time to stop procrastinating and get yourself out on the range to fling some arrows. While you're at it, check out our new target butts. Special thanks to all that made this happen.

Keep stick'n them pointy ends in the target. Hope to see you around the range.

Regards  
John Downey, Editor

## FROM THE DESK OF THE PRESIDENT

Kurt Hoberg

### CVA Range News

**Overall Range News:** The range is looking really nice. Carpet bales are slated to be placed once we have a healthy crew ('tis the season for the creeping crud). Watch your emails for opportunities to come help, we need as many people as we can get!



**Field Range:** As stated, the carpet bales are being placed. Half the range is completed, look for upcoming work party notifications to help going forward.

I want to thank Josh, Paul, Norm, Wendel, and Victor for helping clear the downed tree adjacent to target 22. This was an old California Oak that fell in the recent winds. It's a shame as the tree provided wonderful shade for so many years and was also used as a novelty shot via a platform that was built next the lower portion of the tree. Per CA State rules we obtained permission from the County before proceeding with removal.

Per a recent email, the way we are going to calculate handicaps for our Club Shoots will be done in line with NFAA process. Also, traditional shooters (trad recurve, longbow, and self bow) can shoot from 'youth distances', which means nothing over 50yards. This does not include barebow as a FYI. Here are some links with the NFAA guidelines.

- NFAA handicap:  
<https://nfaa.com/about/constitution/nfaa-handicap&term=>

- NFAA equipment rules:  
<https://nfaa.com/about/constitution/nfaa-shooting-styles-and-equipment-rules&term=>

Those who have Field lanes adopted (some are still available), please continue to assess anything that needs to be done to your lanes. I highly suggest a bi-weekly visit to your lane to knock weeds down before they become unmanageable. This is usually the dry part of the season where the lanes don't need much addressing...however due to the rains things are still growing.

**Quick tips** for those who have adopted lanes on what to look for:

- Stand by each of the shooting stakes and clear any vegetation that is hanging into the lane and may be blocking the target from where shooters are taking their shots.
- Take a look at the shooting stakes themselves and assess if they need to be painted.
- Your lane responsibility also includes the walkup to the next target.
- Assess the bales and stands and let a Board member or Range Captain know if there are repairs needed.

Lane adoption is a great way to book your working member hours. Check the emails that come from Cathy and Richard to see what lanes are open for adoption.

**Tournament Range:** Carpet bales are also being placed on the TR. A stand setup has been designed and proven, materials purchased, and work started. Please be patient for our volunteers to put these on the range. Also, thank you to the mystery person who hit the weeds in the parking lot HARD!! We appreciate your hard work; the parking lot looks wonderful.

**Carpet Bale Specifics, Tips and Tricks:** When shooting these bales, like the Whitetale round target butts, move your target around the bale so the center does not get shot out. Also, **NO BROADHEADS!**

The bales are not broadhead rated, in fact none of our targets are. If you want to tune your broadheads, you can bring your own broadhead rated target to the Tournament Range or the Swinging Tire target and shoot there.

Another tip – if you end up pulling your arrow and the point stays stuck in the bale, please remove it from the bale. That point, when left in the bale, will damage an arrow shot into the bale that hits it. I'm sure you would not like that happening to your arrows, please extend the same courtesy for your fellow club members.

### Tournament News

**CA State Outdoor 2024:** I've started planning for the 2024 State Outdoor tournament, scheduled for June 21 – 23 2024. There will be a slew of volunteer opportunities for you to retire your hours, and this shoot is a great way to satisfy your club obligation to help at a CVA Tournament. Stay tuned for updates!

**CVA Toy Drive:** This shoot is a charity toy drive, where the shooting fee is an unwrapped toy. This year's theme is Hoppy Holidays, as CVA's mascot is a rabbit. Get it?

All the fun/cute/adorable/hoppy targets have been pasted and we are poised to have an amazing charity shoot!

Please click the links below for info if you are interested in more tournament details:

- CA Archery is using the USA Archery WEB site to schedule tournaments. Browse to <https://www.usarchery.org/events/find-an-event> to find and schedule out the event of interest.
- CBH/SAA: <https://www.cbhsaa.net/EventCalendar>

### Range Security

We continue to have issues with members not locking the tournament range gate. There has been some improvement, but the issue continues.

If you are leaving the range, lock the gate. If you are coming onto the range, lock the gate behind you. If you are unsure if you should lock the gate – lock the gate. Be careful with the locks, don't drop them, or use them as pry-bars, hammers, etc.

All Club members must do their part to secure our range.

See you on the range!

Your President,  
Kurt

Remember, archery is easy. Shoot a 10, do it again!

## SOME FASCINATING FACTS ABOUT ARCHERY

Archery has come a long way and since it is now mainly used for the recreational purpose, here are some interesting facts about archery:

### 1. ARCHERY IS ONE OF THE SAFEST SPORTS

Archery is considered to be one of the oldest sports in the world. With just one injury out of 2,000 participants, the National Safety Council has deemed archery as three times safer than golf. In fact, USA Archery claims the sport is safer than bowling. This means archery is fun and safe for everyone and you can try it too!

### 2. ARCHERY IS THE NATIONAL SPORT OF THE KINGDOM OF BHUTAN

The Kingdom of Bhutan has made archery their national sport. Almost every village has an archery range. That is how popular archery is in the Kingdom of Bhutan.

### 3. AN ARCHER IS ALSO CALLED TOXOPHILITE

Although the word sounds funny, it is legitimate. The word "Toxophilite" originates from Greek "toxon" meaning bow and arrow and Greek "philos" meaning loving. So, you are also a toxophilite if you are an archer!

### 4. KING HENRY V WAS A TOXOPHILITE

In 1421, King Henry V of England ordered 500,000 arrows for his army and the arrows were kept in the Tower of London where the king's arrow keeper watched over it.

### 5. ARCHERY WAS THE FIRST OLYMPIC GAME THAT ALLOWED WOMEN TO COMPETE

In the past, women are not allowed to participate in the Olympic Games but archery changed that. Archery allowed female competitors in the Olympic Games in 1904. Now, you can't talk about the Olympic Games without mentioning female archers like Khatuna Lorig and Mackenzie Brown.

### 6. MONARCHS IN BRITAIN HAVE BANNED GOLF, BOWLS AND FOOTBALL FOR ARCHERY

In Britain, various monarchs have banned golf, bowls and football because men refused to practice archery because of these sports. In fact, during King Henry VIII's reign, he ordered every man in the country to practice archery after church on Sundays! So, England was the first country to organize archery competitions in the 1500s.

### 7. ARCHERY HAS BEEN FEATURED IN MANY MOVIES

If you have watched movies like The Lord of the Rings, Robin Hood, Rambo, The Hunger Games, Brave and some of the Korean and Japanese movies, you would understand why a many people around the world want to become archers.

A George III silver Archery prize Medal, 1804, presented by Mme. Crespigny, as Patroness of the Royal Toxophilite Society, to Thomas Greene of Slyne.





ENGLISH ARCHER (YEOMAN) LATE 14TH CENTURY MEDIEVAL CLOTHING

## DARRELL OWEN PACE



Darrell Owen Pace was probably the world's top archer in the 1970s and 1980s. A four-time Olympian, he broke five Olympic records at the 1976 and 1984 Games and won two individual titles. At the age of 16, PACE became the youngest member of the U.S. team at the world championships. He won the world title in 1975 and 1979 becoming the first person in the "modern" era of archery to win the title twice. He was named "Athlete of the 20th Century" at the FITA Congress 2011.



## FROM THE DESK OF THE VICE PRESIDENT

Cathy Linson, Vice President

I want to give one more shout out to our working members for the time and effort put in last year, a total of 7186 hours. Many of our working members put in significantly more hours than they are required to, total required hours for the entire club are only 2539. We could not put on tournaments or keep our range in good shape without the time and effort put in by a committed few. Over half of the hours worked, 4143, went toward tournaments and maintaining the range. A special thank you to the over achievers listed here. I also provided a breakdown of hours worked so you can see where the time goes.

Robertson, A.	411
Hoberg, K.	386
Linson, C.	340
Mastinick, P.	316
Marshall, B.	311
Owens, J.	251
Thomas, M.	250
Bombardier, B.	245
Wright, W.	216
Jockisch, D.	216
Downey, K.	154
Cloepfil, K.	142
Houghton, G.	133
Downey, J.	126
Silverio, R.	119
Bowler, A.	115

Newcomer, B.	110
Keena, M.	102
Sheppard, T.	92
Carpenter, R.	87
Cayia, T.	86
Rohrer, B.	83
Mason, R.	81
Knebel, K.	78

Hours Breakdown	Hours
Tournaments	2223
Range and Equipment Maintenance	1920
General Club Administration	1309
Public Session	1060
JOAD	346
Open House	328
Grand Total	7186

All Tournament	Hours
Bombardier Trad	755
State Outdoor	636
Spring Classic	336
Toy Shoot	195
Zombie Shoot	170
Senior Games	132

Cathy Linson  
Vice President Conejo Valley Archers  
Vicepresident@cvarchers.com  
805-791-5102

## CONEJO JOAD SCHOLARSHIP RECIPIENT

Conejo Valley Archers periodically gives a scholarship to a promising young archer. **Isabelle Bowler** was the recipient of the **2023 JOAD Scholarship**. She was recognized at the October Banquet and Awards Ceremony.

*To the Members and the Board of the Conejo Valley Archers,*

*When my family first joined CVA and the JOAD program, we didn't know what to expect. This group has become more dear to me than I ever could imagine. Even though I know I have not met each member, I feel that we have a connection through archery that binds us and our ongoing strive to improve. It is from this perspective that I would like to truly and wholeheartedly express my thanks for all CVA's efforts to help not only me, but many other youth archers. By awarding me the youth scholarship, I truly feel blessed and supported. This scholarship is a wonderful boost for my future in archery not only monetarily but it has helped me believe that others are here to support me, and I will never forget it. This is further encouragement for me to continue to work harder and further improve in this sport I love so much. It is nice knowing that I have a club backing me up, supporting me, and helping me on my path towards success. There are not many opportunities to shine in archery beyond tournaments. I truly appreciate this generous acknowledgement of me and my passion. I will use it to further my development and strive to make my CVA family proud. I am truly grateful and appreciative of receiving this year's youth archery scholarship. Thank you again CVA for the generous scholarship.*

*With many thanks,*

*Isabelle Bowler*

## CVA MEMBERS BRING BACK MEDALS



All 6 of the CVA members attending the **CBH State Unmarked 3D Tourney** won medals. Congrats all!

## JOAD – Always On Point

Happy Thanksgiving! Ken, Andrew and I would like to wish everyone a Happy Thanksgiving with your friends, family and loved ones. We are also very thankful for arrows in the 10 ring. A thousand apologies for missing the October Quiver update, Ken and I were quite busy and the month got away from us. Therefore, the JOAD update for November may be a little larger than normal.



Pac Coast Championship happened at the end of Sept. Ken Downey and Jack Houghton competed and represented CVA JOAD. Jack shot well against a very large competitive field of under 18-year-olds. This was his first time shooting the Pac Coast Championship and he enjoyed it so much he wants to return. Ken was very competitive at the tournament in the Recurve Senior Men. Ken came in second place, flip flopping multiple times with the first-place winner. It was fun to watch! Way to go boys!

Recently, JOAD has adopted the tournament range as the area of maintenance and upkeep for CVA. Big thank you to Jason L, Andrew B, and Ken Downey for weed whacking and keeping the weeds at bay. Also, thank you to Jason L, Mike B, Andrew B, Kevin T and Sachin D for helping us piece together the chain link fence used for dragging the field. Alternating between weed whacking and dragging the field every other week has helped keep the weeds to a minimum. The rains have arrived so Ken and I are trying to put together a plan of action on how we will continue this effort.

October was Halloween BUT, we also celebrated Ken's 40<sup>th</sup> birthday. We decorated the target butts and the parents' tents, entertained with special treats and food, and capped it off with birthday presents. One of Ken's gifts was a custom-made shirt featuring the new informal JOAD logo, Conejo Recurve Archery Program (C.R.A.P.), because he is our CRAPpy coach.

After JOAD, everyone met for tacos to celebrate Ken's coming of age. For Halloween, we of course decorated the targets and had plenty of candy to share. A longtime friend, Harley K. visited from Texas so it was nice to share stories and have her shoot alongside the JOAD kids again. Our very own Isabelle competed at the Long Beach Cup and shot extremely well against a very competitive field. But it doesn't stop there for Isabelle! Isabelle also received the Conejo Valley Archers Scholarship during the club BBQ. Isabelle had to write an essay about her experience with archery, and her accomplishments and then present that essay to the Board of Directors. With that, she was awarded a scholarship to be used toward archery tournaments and equipment. Thank you CVA for providing this opportunity to our young archers. We are excited to see Isabelle competing and utilizing the scholarship.

Finally, November has come to an end and the JOAD program celebrated with a fun Turkey Shoot. Stay tuned for December's issue as we will share our Christmas Shoot, discuss NTS level 3 achievements, preparation for upcoming indoor tournaments and general hilarity with our JOAD kids.

Gobble and enjoy your turkey day!


Ken, Andrew and Geoff



Rare father and son photo at the Pac Coast Championship



Jack shooting at the Pac Coast Championship



Hey! Look at that! Ken receiving his second-place medal.



The Senior Recurve winners at Pac Coast.



Dad's doing what dad's do best, fixing make-shift-chain-link-field-dragging tool!



And it works! We have been dragging the field using the chain-link and pulling with Geoff's Tahoe.



Looking pretty!



Front of the CRAPpy shirt



CRAPpy shirt...read the article to understand why.





Everyone coming together to celebrate Ken's 40 years



Logan L, with an amazing group. Nice shooting kid!



John was busy building the new carpet bales





Tacos for Ken's big day. It was nice for all of us to get together and enjoy a great meal.



David was checking on the words to the "Happy Birthday" song



Hey! Look who came to visit! It's Harley!



Halloween inspired targets. We play a king of the hill type game, Zombie themed of course.



A welcoming banner to announce our themed shoot.



Some additional fun themed targets



Johann working on his form.



Johann with the arrow through the skull!



Johann (far), Tanvi (middle) and Nic (close) on the shooting line. These three archers are fun to watch. Keep an eye out for them at future tournaments.



Turkey day fun! Some say they even heard the distant calls of a wild turkey.....



A variety of turkey targets



Johann was archer of the month and got a special parking spot for his bow.

# Tom's Corner

By Tom Cayia

## Carpet Targets

Hello members, in September I put out an article on how hard it can be to get your arrows out of the Carpet targets and how you could lose your inserts in the process. One of our members found out that I wasn't joking. Please see the picture below where an insert became a victim to the Carpet bale. My second picture is showing tools needed in dealing with the Carpet bales.

1. Epoxy
2. A good arrow puller
3. A small pair of pliers

It is very important to do your best to remove the insert from the target so the next archer shooting at the target does not hit your insert and damage their arrow.

## Appreciation for Your Efforts

I also would like to give a shout out to a few members that I saw going beyond the call to help clean up our range area's.

1. Brent Siemer: He adopted lane 12 and was on the course and noticed lane 8, an unadopted lane. was in need of work and went and cleaned it.
2. Brian Rohrer: Is our roving maintenance member. He goes to various areas that are in need of cleaning.
3. Michelle Levine: Adopted our main parking lot area which includes the bin and picnic areas. She has been doing her best fighting with the wind in getting that area clean.
4. Carlos Parada: Is known as Mr. 3D. He adopted the 3D practice area and it looks fantastic. Carlos along with other members have been doing a great job in the Canyon 3D area also.
5. Lastly to all the traditional shooters who have been keeping the Middle Ridge 3D course in the best shape it has ever been in.

We have two of the best 3D courses in Southern California thanks to a lot of hard-working members. If you have any questions about our range our have suggestions on how you can help us make it better, please feel free to call me at 805-427-2960



Thanks,

Tom Cayia  
Field and 3D Range Co-Captain  
[Tom.Cayia@cvarchers.com](mailto:Tom.Cayia@cvarchers.com)  
805-427-2960

## Members in Action on the Range



**Tree on Target 22 fell over and needed to be removed.**



Lane ready to use again

## From the Pen of Morgan Thomas

### Member Anniversaries!!!!

### November 2023

### November:

2 Years Josh Fint

6 Years Geoffrey Houghton

3 Years Rogelio Segundo

10 Years James Stankovich

3 Years Chip/William Stark


20 Years Gary White

4 Years Wendell Wright



Thank you all for your continued support!!!

### Morgan



## CVA MONTHLY CLUB TOURNAMENTS

John Downey, Tournament Chairman

At last month's Annual Banquet and Awards Ceremony, it was my pleasure to hand out trophy awards to last year's winners.

Oscar Melendez once again picked up (1) Club Trophy Buckle, (2) Perpetual Trophy, and (3) Range Record Trophy, shooting Free Style Compound.

Josh Fint picked up Trad Trophy Buckle shooting his trusty Longbow.

The following individuals won Range Record Trophy Knives by having the highest scratch scores in their respective shooting divisions & style. Congrats all!

Name	Div	Style	Sex
Jaclyn Howerton	A	BB	F
Rachel Howerton	A	FITA	F
Morgan Thomas	A	TRAD	F
Philip Mastinick	A	BB	M
Jim Collins	A	BHFS	M
Oscar Melendez	A	FS	M
Josh Fint	A	LB	M
Tom Sheppard	GA	BHFS	M
Brent Siemer	GA	FS	M
Tom Swindell	GA	LB	M
Norman Rice	GA	TRAD	M
Gary Howerton	MS	BB	M
Brian Carter	MS	BHFS	M
Kurt Hoberg	MS	FITA	M
Terry Marvin	MS	FS	M
Brian Carter	MS	TRAD	M
Nathan Collins	YA	FS	M



# UPCOMING EVENTS AT OUR RANGE



*Conejo Valley Archers*  
CONEJO VALLEY ARCHERS

## Conejo Valley Archers Spring Classic

March 9-10, 2024

Three Archery Tournaments in One!

Thrice the Challenge!

Thrice the Fun!

NFAA Field Round • 3-D Round •  
American 900 Round

**Open and Traditional Money  
Classes (M/F) for Each Tourney!**

**Over \$3,360 in Prize \$\$\$!**

Schedule	Saturday (9th)	Sunday (10th)
Registration Opens	7:00-8:30	7:00-8:00
Ranges Open: 3D and Field Ranges	7:30-4:30	7:30-12:30
900 Round — Practice Round	8:30	8:30
900 Round — Start	9:00	9:00
Score Cards Due	4:30	2:00
Awards		2:30

Shoot one, two, or all three Tournaments over two days.

**Shooting Styles (Non-Money Class):** NFAA Bow Classes (FS, FSL, FSLR, BB, FSBH, TRAD, LB, BBR)

American 900 Round	3-D Round	NFAA Round	Entries and Extras	Fees
5 ends of 6 arrows/dist	25 targets	28 targets - 50/50 field/hunter	<b>Each Tournament</b>	(non-money class)
4 minutes per end	Unmarked yardage	Marked yardage	Adult/Senior	\$25 (\$75 for all 3 tourneys)
122cm targets (5-ring option)	No Range Finders!	4 arrows per target	Under 17 years old	\$20 (\$60 for all 3 tourneys)
3 yardage distances:	2 arrows per target	5-4-3 scoring	3D Mulligan (2 Max)	\$1 each
⇒ Senior+ 40-50-60y	Traditional: 33y max	Money Classes shoot Adult stakes by style (Comp. or Trad.) and use 6-5-4-3 "Pro" scoring (X=6)	3D Doe Tag (1 Max)	\$1
⇒ Adult 40-50-60y	Compound: 50y max		<b>All Money Classes</b>	(money class)
⇒ Y.A. 40-50-60y	Cub/Youth: 25y max		Each Tournament	\$50 + (\$150 for all 3 tourneys)
⇒ Youth 30-40-50y	Money Classes shoot Adult stakes by style (Comp. or Trad.) and <b>cannot</b> purchase Mulligans or a Doe Tag			
⇒ Cub 10-20-30y				
Money Classes Shoot Adult				



**Awards for all Divisions (using NFAA rules) (M/F)** (Senior+, Adult, Y.A., Youth, & Cub)

**Grand Champion:** Total Score for all three tournaments (non-money class only)

**Money Classes:** Separate Men's and Women's Open (sights, releases, and stabilizers okay) and Trad Classes for each tournament. The Trad Money Class will include longbows and all recurve bow types (barebows only; arrow rests allowed). **Must be present on awards day.**

Food and beverages available on the range.

RV Park (full hookup) and camping by range at Tapo Canyon Park (reservation strongly recommended): <http://www.ventura.org/inland-parks/tapo-canyon-simi-valley>

Vendors Welcome! E-mail CVASC@cvarchers.com to reserve your space.

**Payments:** Pre-registration and pre-payment will be available through [www.cvarchers.com](http://www.cvarchers.com).

**Visit:** [www.cvarchers.com](http://www.cvarchers.com) for more information about the tournaments, the structure for the Money Classes, pre-registration instructions, and any hotel information.

**Questions?** E-mail CVASC@cvarchers.com

1/1/2024

# Hoppy Holiday Toy Drive

Conejo Valley Archers  
Presents the

**"HOPPY HOLIDAYS" Toy Drive**

**Sunday, December 3, 2023**  
This is a Rain or Shine Event

**30 Novelty and 3D Targets**  
2 arrows, marked yardage, 10-8-5 scoring

<p><b>Shooting Styles</b></p> <ul style="list-style-type: none"> <li>Free Style (FS)</li> <li>Free Style Limited (FSL)</li> <li>Bow Hunter (BH)</li> <li>Bow Hunter FS</li> <li>Bow Hunter FSL</li> <li>BareBow (BB)</li> <li>FITA Recurve</li> <li>Longbow (LB)</li> <li>Recurve (REC)</li> <li>Selfbow (SB)</li> </ul>	<p><b>Divisions</b></p> <ul style="list-style-type: none"> <li><b>ADULTS:</b> 18 and up</li> <li><b>YOUNG ADULTS:</b> Ages 15-17</li> <li><b>YOUTH:</b> Ages 12-14</li> <li><b>CUB:</b> Ages 11 and younger</li> </ul>
--	--

The Conejo Valley Archers' Range is located in Simi Valley, California

**Tournament Fees:**

One unwrapped toy per archer  
-minimum value of \$20.00  
(Two Toys per Family)

**Mulligans Available:**

2 Mulligans can be "bought" for 2 toy  
Matchbox cars (or \$1 each)

For more information on the  
Toy Drive Event and directions  
visit our website:

[www.cvarchers.com/toy-drive](http://www.cvarchers.com/toy-drive)

**Please make plans to attend this worthy event!**

# PHOTOS FROM TOY FOR TOTS SHOOT 2005





Joe & Cassie Zucco with Bob Bombardier



# SNAKE BITE – FIRST RESPONSE PROTOCOLS

## THIS ARTICLE IS REPOSTED AGAIN THIS MONTH DUE TO ALL OF THE RECENT SNAKE ACTIVITY ON THE RANGE

You may be unsure whether you've gotten a snake bite or an unrelated injury. Some signs of a bite include puncture marks at the site of the wound, pain and swelling as well as neurological symptoms such as blurred vision or numbness and tingling of your face and limbs.

If you or another person, are bitten, try to remember the color and shape of the snake, because that may help medical professionals treat the injury.

1. Sit down and stay CALM
2. Do NOT apply a tourniquet
3. Do NOT suck on the wound
4. Stay calm, and alert any immediate local assistance to coordinate transportation to hospital, or call 911 – arrange to meet emergency vehicles at gates

### Site addresses:

- **Main Gate:** Tapo Canyon Park – 4651 Tapo Canyon Road
  - **Tournament Range side:** 5000 Bennet Road
5. Wash the wound with warm, soapy water if possible
  6. Circle the site of the bite with a Sharpie and write the time next to it. You should keep a list of your symptoms and

periodically update it, as that could help the medical team that treats you.

7. Cover the wound with a clean, dry dressing. **First-Aid kits** are posted all around the range areas at Main Kitchen, Stage area, between Targets #12 and #13 at the portable restroom, 3D Shade structure, Tournament Range, and the Public Session Range.
8. **Remove jewelry and watches, which will be much harder to get off if your limbs start to swell.**
9. If you begin to experience anaphylaxis, including swelling of the face and throat, hives or difficulty breathing, use an EpiPen if you have one.
10. **VERY IMPORTANT** – Call ahead to the local hospital to alert them that you are bringing in a rattlesnake bite victim and verify they have anti-venom immediately available at the site.

Local Hospitals that generally have or have access to anti-venom onsite:

- Los Robles Hospital – Thousand Oaks – 805-497-2727
- Adventist Health – Simi Valley – 805-955-6000

Report the incident to the club as soon as possible.



## Just a whiff, is all it takes

A column for the "Conejo Quiver" 11/2/2023

by Curtis Hermann

Archers tend to be very fond and inquisitive with the animal kingdom. They often have questions that "pop" into their minds while observing one species or another of our local wildlife.

We have all heard amazing stories from our hunting archers on how good a deer's nose is, so this month I thought that I would attempt to give you a little insight that just might help clarify on the how and why of a deer's nose. This is going to be enlightening so read on, I think you will be happy you did.

Deer have five important senses - smell, sight, hearing, taste and touch and all five are important to their survival. If any are lacking, a deer is doomed to perish before its time. Of the five senses, the sense of smell is the most delicate and the most needed for survival. His sense of smell often allows it to detect predators long before they can be seen or heard. Its ability to smell allows deer to detect and locate preferred foods, even if that food is buried under a foot of snow! For this sense to work well the deer must spend much of his daily life facing into the wind, breeze or air current to receive smells from a distance.

My first real lesson on exactly how acute their sense of smell is, was on a hunting trip with some of the older adults in the archery club. It was early November, the rut was not yet at its peak, and some of the bucks had not yet totally abandoned their bachelor groups.

Anyway, from the high point of a small ridge, Bud\* and I



had hunkered down just below the skyline, to glass a hillside on the far side of an alfalfa field, maybe a quarter mile away. In the high sage, I proudly announced, that I had spotted a pretty nice buck that was bedded in tall sage beyond the fields edge and about two thirds of the way up the hill on the far side of the field.

Bud tapped me on the shoulder and signaled me to follow. In a hunched over fast paced walk we headed down a dry wash keeping our movement out of sight below the upper edge of the wash. In a couple hundred yards this brought us along side the near edge of the alfalfa field. Still, we were maybe 250 yards away, too long a shot for a 30-30 with open sights, we dared not raise our heads much above the wash banks edge, because the wind was blowing directly from us to the deer, we had to keep our scent below the edge of the bank. *Although in my mind, the wind that hit us on the back of our necks would dissipate the scent to such a degree that a deer would not be able to pick up enough molecules to identify the scent 250 yards away, I was soon to have my eyes opened wide!*

Bud opened the flap on his "possibles" bag and pulled out a small plastic spray bottle, this is "doe in heat" scent he told me, it is mixed with two thirds water. We are going to see if we can attract that buck and get him to come toward us. You raise up, he said, and find the buck, when you do wait for a breeze blowing toward the buck at let me know.

I found a good foot hold in the side of the draw and raised myself up to where I could peek through an opening in the sagebrush and focused on the area where the buck lay. Soon I could just make out the tips of his antlers. A second or two later I could see the tops of the sagebrush bend in the direction of the buck, now! - I mouthed to Bud.

Bud stretched his hand to just above the sagebrush and pumped 3 or 4 spray's into the air. He moved next to me and we both stared in the direction of the buck, it seemed we stared forever, but it was probably closer to ten or fifteen seconds when we saw the buck snap his head up and point it exactly in our

direction. He stretched his neck up and pointed his nose in the air and in one swift move stood straight up and took three bouncing jumps in our direction. Bud sprayed a couple of more pumps into the air and we waited, seconds later we saw him react as he stared in our direction, then he started in a determined trot directly in our direction. Bud motioned for me to move over as he placed his rifle above the bank and soon, I saw him take a bead and watched the barrel jump as the gun went off. Bud watched a second or two then offered me his hand and said, let's go get our deer!

**Now for the "how and the why" of this little tale.**

This is the "How". A deer's nose is about seven inches long and a man's nose is about two inches long. In the deer's long nose there is about eight cubic inches of nasal surface and a man has about one and a half cubic inches. Scientists estimate that a deer has 150 million scent receptors compared to a human's five million. It is estimated that a deer's sense of smell is 8 to 10 times better than a human nose.

**And this is the "Why."**

Charles Alsheimer\*\* has a deer farm where the southern boundary of his 35-acre enclosure (where bucks bed on a hill side) is 425 yards from where his does are spending their day. When the does are in estrus and the breeze is coming out of the south the bucks line up along his fence staring in the direction of the does with their noses in the air. Having observed this, he figures that bucks can pick up the scent of a doe some distance beyond his 425 yards.

Charles also did a winter study from a well-used stand over his corn field, he placed a few ears of corn in specific spots and marked them with nearby stakes just before a snow storm. After the storm dumped about a foot of snow on the ground, he got into his observation stand and began his study. He observed that when deer got within about five feet of the corn, they could easily detect it. At this point they would begin to wave their head back and forth until they zeroed in on the corn. He also noted that if

there was a thin crust of snow on the top it was much more difficult for the deer to find the corn, but on a fresh snow they were very good at finding the corn.

A fawn will attempt to nurse on any doe that walks by and it is difficult for a doe to know which fawn is hers visually, but she will definitely know her fawn by smell and will turn other nursing fawns away.



*Of all the whitetail's superior defenses, the most reliable is its sense of smell. The olfactory system is equipped with 297 million receptors that decipher organic compounds within the air and then transfer data to the brain. Photo by Russell Graves*

**A little more that you ought to know:**

Moisture, temperature and wind all effect a deer's ability to smell. If it is extremely dry, raining or snowing a deer's sense of smell is decreased. A deer smells best when humidity is between 20 and 80 percent with temperatures between 40 and 90 degrees and wind velocity in the 5 to 15mph range. Moisture determines how well a deer smells and you can observe them often licking their nose to add moisture and improve their ability to smell. So as a hunter, if you don't have the wind in your favor and stay as odor-free as possible, you are doomed, a deer will find

you before you even know he is near!

Scientists have discovered that bucks have a diamond-shaped lump (vomeronasal gland or VNO) on the front roof of a buck's mouth and they believe it helps in determining if a doe is nearing or in estrus just by smelling their urine. This allows the buck to pick up breeding odors while using the rest of the nose to sense danger, find food, etc. You may see a buck raise his head into the wind and curl his lip to allow scent to reach the VNO gland, this is called flehmening and can often be observed during the November rut period when the air is full of female pheromones.

So, pay attention to the wind and the atmospheric conditions and you will see more wildlife, understand wildlife better and feel as if you are a true participant in nature!

Till' next month, keep those arrows in the air!

Curtis

*\*"Bud" was our club president and mentor in both archery and hunting, I was his most constant tag-along companion.*

*\*\*Charles Alsheimer is one of bowhunting's most knowledgeable pioneers.*

### ***This month's Tip:***

For many years, archers have been shooting 70 & 80 pound compound bows to get a flat shooting and narrow pin gap set up for tournament and hunting, but I have seen a real movement toward lower poundage bows these days. Why the change? Well, I believe it is due to the fact that with an accurate range finder you don't misjudge distance and don't need a flatter arrow trajectory. Add to that a light small diameter (4mm, 5mm or 6mm) carbon shaft you regain your flat trajectory as well as your depth of penetration while shooting a draw weight that is "just right" for you – not too heavy, not too light. Mathews has introduced the "Image" low-poundage bow this year. It comes in draw weights of 40, 43, 47 and 50. So if you have been thinking along this line of a "more comfortable draw weight" you might want to check out one of these bows.

## **NEW MIDDLE RANGE TRAIL**

### **ALL LANES HAVE BEEN ADOPTED**

Target #	Adopter	Type
1	John Gusan	Rabbit
2	John Gusan	Bear
3	Ben Shirley	Raccoon
4	Ben Shirley	Coyote
5	Ben Shirley	Coyote
6	Rogelio Segundo	Deer
7	Brian Carter	Caribou
8	Brian Carter	Standard Brown Bear
9	Trad group	Deer
10	Trad group	Deer
11	Brian Rohrer	Turkey Flock
12	Trad group	Raccoons & Ground Hogs
13	Trad group	Black Crow & Raccoon
14	Wendell Wright	Deer in Meadow
15	Tom Swindell	Antelope, Turkey & Pig
16	Jeff Owens	Deer & Dogs
17	Sarah Villalobos	Black Boar, Pig & Standing Bear

## ADOPT-A-TARGET (CVA Roving Range)

**Target lanes 8, 14, 19, 20, 21, 24 & 26 are in need of adoption.**

If interested in helping to care for one of them you can contact our Club Vice President, **Cathy Linson** at [cmlinson@yahoo.com](mailto:cmlinson@yahoo.com) or by calling her at 805-791-5102

Jbd

### Current Field Range Lane Adoptions

Target	Description	Adopter
1	35 yrd. fan field 36 yrd fan hunter	Torrey Johnson
2	30 yrd. field 32 yrd hunter	Torrey Johnson
3	20 yrd. field 19 yd walk-up hunter	Tom Swindell
4	35 ft. walk-up field 11 yrd hunter	Paul Long
5	80 yrd. walk-up field 70 yrd. walk-up hunter	Doug White
6	25 yrd field 28 yrd. fan hunter	Felipe Gamboa
7	55 yrd field 53 yrd walk-up hunter	Doug White
8	45 yrd walk-up field 44 yrd hunter	
9	15 yrd. field 15 yrd. walk-up hunter	Brian Carter
10	65 yrd. field 64 yrd. walk-up hunter	Kory Collins
11	40 yrd field 40 yrd. Hunter	Randy Jenkin
12	60 yrd field 58 yrd. walk-up	The Siemer Family
13	45 yrd field 23 yrd. walk-up hunter	MacCorkle Family
14	50 yrd. field 48 yrd walk-up hunter	

15	45 yrd. walk-up field 44 yrd. hunter	Chris Skor
16	50 yrd. field 48 yrd. hunter	James Traher
17	20 yrd field 19 yrd. walk-up hunter	Carl Ward
18	80 yrd. walk-up field 70 yrd walk-up hunter	Brent Richter
19	55 yrd. field 53 yrd. walk-up hunter	
20	25 yrd. field 28 yrd. fan hunter	
21	35 yrd. fan field 36 yrd fan hunter	
22	30 yard field 32 yard hunter	Erik Hammerquist
23	35 ft. walk-up field 11 yrd hunter	Conner Blackwell
24	45 yrd. field 23 yrd. walk-up hunter	
25	65 yrd. field 64 yrd. walk-up hunter	Ben Spielman
26	60 yrd field 58 yrd. walk-up	
27	15 yrd. field 15 yrd. walk-up hunter	Brent Richter
28	40 yrd. field 40 yrd. hunter	Thomas Cayia
Practice Butts	20 yd practice butts running pig	Thomas Cayia



**805.581.1671**

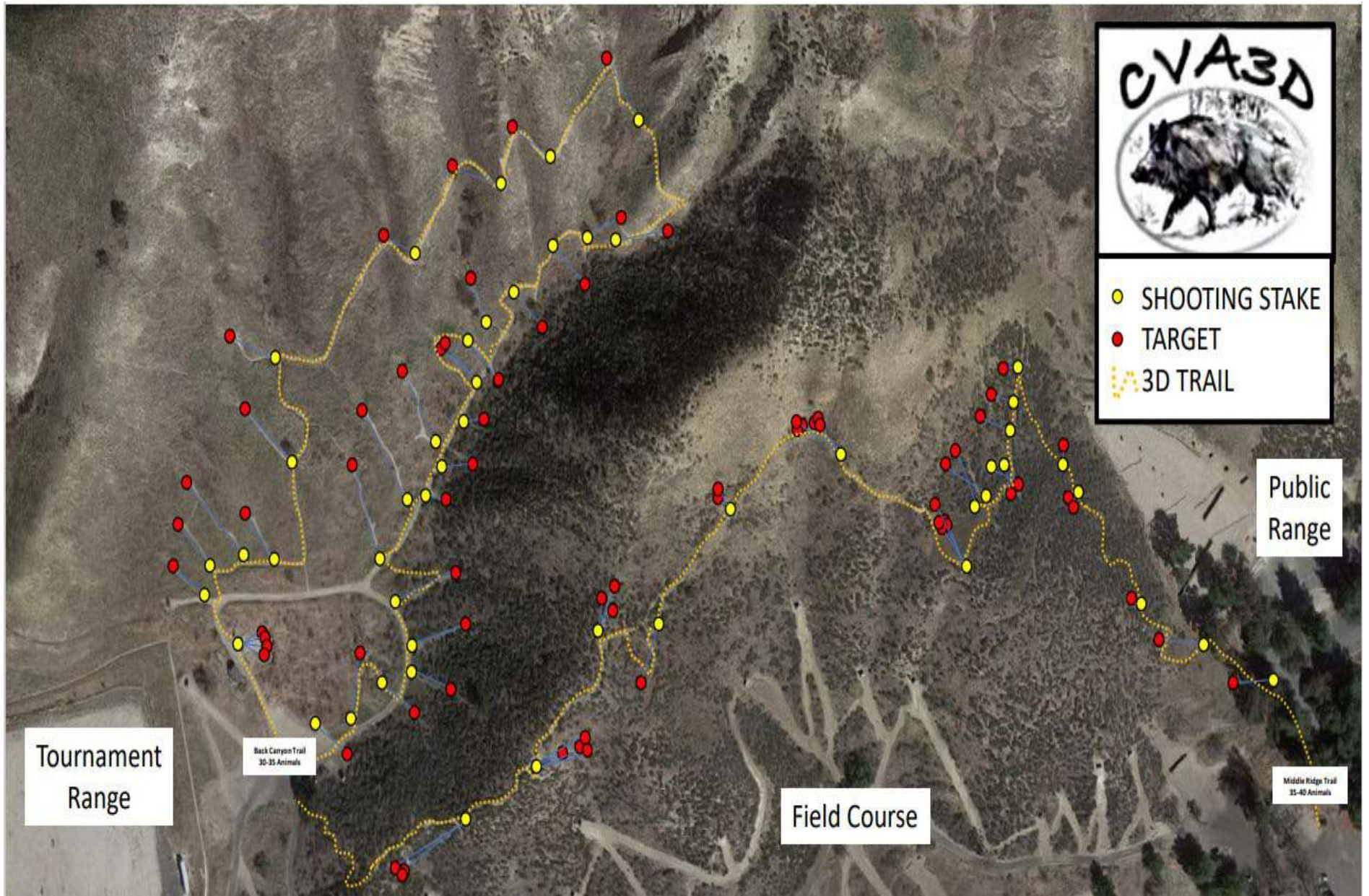
2150 Agate Court • Simi Valley, CA 93065



## CVA CONTACT INFORMATION

<b>BOD Member</b>	<b>Position</b>	<b>E-Mail</b>	<b>Phone</b>
Kurt Hoberg	President, Coach	<a href="mailto:president@cvarchers.com">president@cvarchers.com</a>	805-552-9934
Cathy Linson	Vice President	<a href="mailto:vicepresident@cvarchers.com">vicepresident@cvarchers.com</a>	805-791-5102
Scott Leviant	Secretary, Coach	<a href="mailto:secretary@cvarchers.com">secretary@cvarchers.com</a>	213-590-6370
Anette Vladescu	Treasurer	<a href="mailto:treasurer@cvarchers.com">treasurer@cvarchers.com</a>	805-657-9742
Mike Keena	Board Member	<a href="mailto:mkeena@cvarchers.com">mkeena@cvarchers.com</a>	805-527-4585
Kevin Cloepfil	Board Member, Public Session Range Captain		805-390-1059
Brandon Newcomer	Field Target Chair		
Tom Cayia	3D Range Co-Captain, Field Range Co-Captain	<a href="mailto:Tom.cayia@cvarchers.com">Tom.cayia@cvarchers.com</a>	805-427-2960
Ken Exum	3D Range Co-Captain, Field Range Co-Captain	<a href="mailto:Ken.exum@cvarchers.com">Ken.exum@cvarchers.com</a>	309-335-6546
Philip Mastinick	Project Management Chair	<a href="mailto:CVApM@cvarchers.com">CVApM@cvarchers.com</a>	
Morgan Thomas	Board Member, Membership Chair	<a href="mailto:CVAmchar@cvarchers.com">CVAmchar@cvarchers.com</a>	
David Jockisch	Board Member, Publicity Chair	<a href="mailto:Publicity@cvarchers.com">Publicity@cvarchers.com</a>	
Clark Pentico	Previous Club President		805-630-1749
Ken Downey	Board Member, JOAD Program - Lead Coach, Tournament Range Captain	<a href="mailto:ken.downey@cvarchers.com">ken.downey@cvarchers.com</a>	805-231-6135
John Downey	Newsletter Editor, Club Tournament Chair, Coach	<a href="mailto:editor@cvarchers.com">editor@cvarchers.com</a>	805-527-4894
Michelle Lim	Work Hours Tracking	<a href="mailto:Cvahours@cvarchers.com">Cvahours@cvarchers.com</a>	
Richard C. Silverio	Volunteer Communications, Coach	<a href="mailto:richardcsilverio@cvarchers.com">richardcsilverio@cvarchers.com</a>	818-442-5182
Brian Rohrer	Board Member		

# CVA 3D Ranges MAP



# **CONEJO QUIVER**

**December 2023 Issue**




**The December Club Shoot and General Meeting (11:30am) is scheduled for Sunday December 17, 2023. Please make plans to attend.**

## FROM THE EDITOR

John Downey

Welcome to the December issue of the Conejo Quiver. You're receiving this issue a bit early this month as we moved up the December Club Shoot and General Meeting by a week due to the Christmas Holiday.

Some of our newsletter presenters weren't able to get their articles in to me due to the short time frame, so this issue is a bit smaller than normal. I assure you they will all be back next month.



Keep stick'n them pointy ends in the target. Hope to see you around the range.

Regards  
John Downey, Editor

## FROM THE DESK OF THE PRESIDENT

Kurt Hoberg

### CVA Range News

From the Desk of the President  
Kurt Hoberg

### CVA Range News

**Overall Range News:** The Field Range has carpet bales! And the CVA Practice Range on the west side of the Tournament range has them placed as well! A huge thank you to all involved, work parties, stand and mounting design, and procurement / delivery. I've wanted to place carpet bales on our range for years now...and we made it happen! I'm looking forward to many years of use for the club.

**Field Range:** Those who have Field lanes adopted (some are still available), please continue to assess anything that needs to be done to your lanes. I highly suggest a bi-weekly visit to your lane to knock weeds down before they become unmanageable. This is usually the dry part of the season where the lanes don't need much addressing...however due to the rains things are still growing. This has been an odd mustard growing year, where new plants are sprouting next to dead and dried up mustard.

Some quick tips for those who have adopted lanes on what to look for:

- Stand by each of the shooting stakes and clear any vegetation that is hanging into the lane and may be blocking the target from where shooters are taking their shots.
- Take a look at the shooting stakes themselves and assess if they need to be painted.
- Your lane responsibility also includes the walkup to the next target.
- Assess the bales and stands and let a Board member or Range Captain know if there are repairs needed.



Lane adoption is a great way to book your working member hours. Check the emails that come from Cathy and Richard to see what lanes are open for adoption.

**Tournament Range:** Josh Fint came up with a great idea for a 3D Summer League held on the Tournament Range. During this month's BOD meeting we'll be discussing that and also during the December General Meeting (moved up 1 week to December 17<sup>th</sup>, Club Shoot too! due to the Christmas Holiday). We will be providing more details about this in the coming months.



We are having issues with securing the gate again on the Tournament range. I'll be placing cameras to determine who is not meeting their club obligations in keeping our property secure so we can have a quick chat and review of member responsibilities. I've also included an article on proper lock operation at the tournament Range.

#### **Securing the Tournament Range – Lets Review!!**

As a club, we continue to be challenged in proper lock operation and securing of the Tournament Range. We have a significant investment in assets at our club, and it is each member's responsibility to secure the range when entering and leaving club property.


You will notice there are two locks on the Tournament Range gate off of Bennet, the CVA lock (keyed), and the County lock (combo). The County Water District needs access to the pipes adjacent to the gate on the Tournament Range to take readings. This is part of our lease with the county.

Example of **CORRECT LOCKING**. The chain is secure between adjacent gate poles, and the CVA Lock (Right) is secured to the County Lock (Left)




**CORRECT!!!**

Second Example of **CORRECT LOCKING**. The chain is around the left gate and the drop rod on the right, both locks are secured to each other.



**CORRECT!!**

**INCORRECT LOCKING.** Look closely, the County lock is locked out of the chain. Our lock will be cut if the County needs to get into our range. When the County secures the chain, with our lock cut there is no CVA lock to secure the chain and we will be unable to access the Tournament Range through the Bennet gate.




**INCORRECT!!!**

**INCORRECT LOCKING.** The County lock is again not in line with the chain, our lock will be cut if the County needs access. When the County secures the chain, with our lock cut there is no CVA lock on the chain and we will be unable to access the Tournament Range through the Bennet gate



**INCORRECT!!!**

**INCORECT LOCKING.** Can you see what is wrong here? I've actually found the CVA lock with a member's keys left in it EXACTLY like this picture.



**INCORRECT!!! And WHAT ARE 'YA THINKING ???**

**INCORRECT LOCKING.** Don't drop our locks. I've found the CVA lock in the dirt, the range not secured. Dirt and mishandling will break the locks which costs the club avoidable expenditures.



**INCORRECT!!!**

**INCORRECT LOCKING.** Don't take the lock with you. Think about it, while you have the lock and are shooting, the range is not secure.



**INCORRECT!!!**

**Carpet Bale Specifics, Tips and Tricks:** When shooting these bales, like the Whitetale round target butts, move your target around the bale so the center does not get shot out. Also, **NO BROADHEADS!** The bales are not broadhead rated, in fact none of our targets are. If you want to tune your broadheads, you can bring your own broadhead rated target to the Tournament Range or the Swinging Tire target and shoot there.

Another tip – if you end up pulling your arrow and the point stays stuck in the bale, please remove it from the bale. That point, when left in the bale, will damage an arrow shot into the bale that hits it.

I'm sure you would not like that happening to your arrows, please extend the same courtesy for your fellow club members.

### **Tournament News**

**CA State Outdoor 2024:** I've started planning for the 2024 State Outdoor tournament, scheduled for June 21 – 23 2024. There will be a slew of volunteer opportunities for you to retire your hours, and this shoot is a great way to satisfy your club obligation to help at a CVA Tournament. Stay tuned for updates!

**CVA Toy Drive:** This shoot is a charity toy drive, where the shooting fee is an unwrapped toy. This year's theme is Hoppy Holidays, as CVA's mascot is a rabbit. Get it?

All the fun/cute/adorable/hoppy targets have been pasted and we are poised to have an amazing charity shoot!

Please click the links below for info if you are interested in more tournament details:

- CA Archery is using the USA Archery WEB site to schedule tournaments. Browse to <https://www.usarchery.org/events/find-an-event> to find and schedule out the event of interest.
- CBH/SAA: <https://www.cbhsaa.net/EventCalendar>

### **Range Security**

We continue to have issues with members not locking the tournament range gate. There has been some improvement, but the issue continues.

If you are leaving the range, lock the gate. If you are coming onto the range, lock the gate behind you. If you are unsure if you should lock the gate – lock the gate. Be careful with the locks, don't drop them, or use them as pry-bars, hammers, etc.

All Club members must do their part to secure our range.

See you on the range!

Your President,

Kurt

Remember, archery is easy. Shoot a 10, do it again!

## **FROM THE DESK OF THE VICE PRESIDENT**

**Cathy Linson, Vice President**

### **Highlights of the 12/14/23 Board Meeting**

David Jockisch is working on a password protected section of our website. This will allow us to post general meeting minutes, work hours and club documents for club members only. Stay tuned for more information on this initiative.

Speaking of website, you should go look at the changes that have been made in the past few months. Additions include a tour of each range and some great pictures as well as more information on our ranges and club offerings. Any feedback is much appreciated.

Josh Fint will spearhead the addition of a summer 3D league to be held on the tournament range. More information will be available as he hammers out the details.

The Tournament Range gate being left open or unlocked continues to be a problem. Please close and lock the gate when you leave.

The rubber is up on all of the field range carpet bales as of today. Philip Mastinick is working on stands for the carpet bales that will go on the field range warm up area. We will let you know when those are scheduled to be installed once we have a timeline.

The rotary cutter on tractor is back in operation just in time for mustard season thanks to Philip Mastinick.

The yardage targets on public session range have been removed.

Improvements have been made to the 3D Back Valley Range. Station marker posts have been added, as of now there are 24 targets. The

pond will be revamped to make 25. Navigation markers are in the works. Hope to have it certified in January.

The 3D Middle Ridge is in great shape and ready to shoot anytime.

Wattles will be placed on the field and 3D ranges to protect areas that need it from the coming rains.

Mike Keena stepped down from his board position. Tonight, the board voted Josh Fint to take the remainder of Mike's term. Thank you to Mike for his long-term service to the board and to Josh agreeing to fill-in.

### **Cathy**

Cathy Linson  
Vice President  
Conejo Valley Archers  
Vicepresident@cvarchers.com  
805-791-5102



# Tom's Corner

By Tom Cayia

Hello members, Happy Holidays to all !


From time to time various members will ask me about how to become more involved with the numerous tournaments in Ca. and out of state events. You have to become a member of one these three archery associations: the NFAA, California Bow Hunter's Association, and/or USA Archery Association . If you are not a member, you will only be shooting as a guest and not eligible for any awards.

The NFAA is the largest field archery association in the world and is the one I would recommend because part of your dues will go to the Ca. Bowhunter Association. You will receive a monthly booklet with Ca. State Archery issues and events, and on the back of the booklet you will see all the upcoming tournaments from the various archery clubs in Ca. and out of state events. You will also receive the NFAA's magazine, Archery, that is loaded with programs and tournaments that the NFAA is involved in.

Tournament events are a great opportunity for families, to meet new friends, to see what improvements you can work on with your archery and visit with the various vendors. I have been to a lot of great clubs and have had the opportunity to meet some wonderful people who share the love of archery as much as I do. For example, the Huntsman Senior Games that take place in St George, Utah each year have given me the opportunity to meet archers from around the world. I have included some pics to show you how much fun the NFAA is and its programs for children and adults.

I would like to give a shout out to all the members who have really stepped up in helping to keep our range clean. The Canyon 3D range is calling for all Compound shooters to come on out and give

it your best shot. In closing, all the carpet targets are up with their full rubber backing installed. Have fun!



4	<b>UPCOMING EVENTS</b> GET YOUR CALENDAR FILLED IN WITH 2023 & 2024 TOURNAMENTS AND EVENTS!
6	<b>BTB &amp; NFAA 1-ARROW NATIONAL 3D</b> GET TO KNOW THE DETAILS ON NEXT YEAR'S NFAA 1-ARROW NATIONAL 3D CHAMPIONSHIP
7	<b>MEMBER &amp; CLUB OF THE YEAR</b> NOMINATE A MEMBER OF THE YEAR NOMINATE A CLUB OF THE YEAR
8	<b>SHOOTERS OF THE YEAR</b> CHECK OUT YOUR 2023 PROFESSIONAL AND AMATEUR SHOOTERS OF THE YEAR
10	<b>2023 NFAA BOARD OF DIRECTORS MEETING MINUTES</b> VIEW THE SUMMARY OF THE 2023 BOARD OF DIRECTORS MEETING HELD IN YANKTON, SD ON AUGUST 28, 2023
12	<b>2023 IFAA NAFAC</b> RESULTS FROM THE 2023 IFAA NORTH AMERICAN FIELD ARCHERY CHAMPIONSHIPS
13	<b>IFAA NORTH AMERICAN FIELD ARCHERY CHAMPIONSHIPS</b> GET THE DETAILS ON THE IFAA NAFAC TOURNAMENT HELD IN ORLANDO, FLORIDA
14	<b>2024 NFAA NATIONAL INDOOR LEAGUE</b> GET THE DATES AND INFORMATION ON THE 2024 NFAA NATIONAL INDOOR LEAGUE
15	<b>2023 NFAA NATIONAL OUTDOOR LEAGUE</b> VIEW THE RESULTS FROM THE 2023 NFAA NATIONAL OUTDOOR LEAGUE!
18	<b>2023 NFAA FIELD NATIONALS</b> GET THE RESULTS & VIEW PHOTOS FROM THE NFAA NATIONAL FIELD CHAMPIONSHIPS HELD IN LARRINGTON, WASHINGTON
23	<b>2023 NFAA NATIONAL OUTDOOR TARGET</b> GET THE RESULTS & VIEW PHOTOS FROM THE NFAA NATIONAL OUTDOOR CHAMPIONSHIPS HELD IN WANKTON, SOUTH DAKOTA
30	<b>2023 FIRST DAKOTA CLASSIC</b> GET THE RESULTS & VIEW PHOTOS FROM THE FIRST DAKOTA CLASSIC HELD IN WANKTON, SOUTH DAKOTA
34	<b>ISAA PRO-AM</b> GET THE DETAILS ON THE IOWA STATE ARCHERY ASSO- CIATION PRO-AM HELD IN CLIVE, IOWA
35	<b>2023 BROKEN NATIONAL RECORDS</b> SEE THE LATEST NATIONAL RECORDS FROM THE 2023 TOURNAMENTS
37	<b>MIDWEST OPEN &amp; BLUEGRASS OPEN</b> GET THE DETAILS ON THE MIDWEST OF AN ARCHERY TOURNAMENT & BLUEGRASS OPEN ARCHERY TOURNAMENT
38	<b>NFAA STATE &amp; SECTIONAL NEWS</b> GET THE LATEST UPDATES ON INDOOR TOURNAMENTS AND RESULTS FROM THE OUTDOOR SECTIONALS
43	<b>MAKING CLOSE DEER SHOTS</b> ARTICLE BY TERRY WUNDERLIE

VIEW MORE PHOTOS OF ALL TOURNAMENTS  
CAM SMILES

# CALIFORNIA BOWMEN HUNTERS STATE ARCHERY ASSOCIATION



Official  
Publication of  
the California  
Bowman  
Hunters and  
State Archery  
Association


Protecting  
your archery  
rights  
in California

Volume  
Issue  
December



Magazine  
by  
Wiley Print  
Media  
209-534

Cover Story "Got'um" Page 10  
Lesa Marie Thatcher



## Upcoming Shoot Schedule Page 1

Date	Club	Event	Marked	Targets	Arrows
12/01 - 12/03/23	South Bay Archery Lessons	South Bay Archery Lessons' Anniversary "Shoot For A Cure" Charity Tournament Benefiting The American Cancer Society (ACS) 2023	Yes	1	45
12/9/23	Orange Bowmen	Charity 3-D and Toy Donation	No	42	1
12/9/23	Madera Field Archers	Turkey Shoot	Yes	28	3
12/9/23	Bowhunters Unlimited	Toys for Tots	No	28	2
12/9/23	Santa Ynez Valley Bow Club	3-D Final Point Series and Championship Shoot	Yes	28	2
12/9/23	Santa Ynez Valley Bow Club	4th Point Series Championship	Yes	28	2
12/9/23	Nevada County Sportsmen's Club	Ham Shoot	Yes	28	2
12/10/23	Fresno Field Archers	Toys For Local Tots	Yes	28	2
12/23/23	Santa Ynez Valley Bow Club	3-D Animals-Hunting and Target Scenario Shoot	Yes	28	2
1/14/24	San Francisco Archers	Cabin Fever	No	28	3
02/17 - 02/18/24	CBH/SAA - Fresno Field Archers	CBH State Traditional Championship	No	60	2
2/17/24	Yuba Sutter Bowhunters	20th Annual Jess Oht Shoot	No	14	2
2/18/24	Yuba Sutter Bowhunters	Yuba Sutter Bowhunters 41st Annual	Yes	42	2
02/23 - 02/25/2024	CBH/SAA	Annual Meeting and Hall of Fame Banquet			
03/09 - 03/10/24	Conejo Valley Archers	Spring Classic	Yes	54	
03/23 - 03/24/24	Conejo Valley Archers	33rd Annual Bombardier Traditional Challenge	No	50	
4/14/24	San Francisco Archers	Pacific Traditional Rendezvous	No	40	2
4/20/24	Bowhunters Unlimited	TRAD SHOOT	No	28	2
4/21/24	El Dorado Hills Bowmen	North American Animal 3D Shoot	Yes	28	3
04/21 - 04/28/24	Fresno Field Archers	Fresno Safari	Yes	60	2
5/11/24	Bowhunters Unlimited	LEGACY SHOOT	No	28	2
6/2/24	Santa Cruz Archers	3D in the Redwoods	No	29	2
6/8/24	Bowhunters Unlimited	PRIMITIVE SKILLS	No	28	2
7/1/24	Santa Cruz Archers	Beat the Heat Traditional Rendezvous	No	30	2
08/03 - 08/04/24	San Francisco Archers	1 Million B.C.	Yes	63	2
10/5/24	Bowhunters Unlimited	PRIMITIVE SHOOT	No	28	2
10/6/24	Santa Cruz Archers	Sad Boys of Binoferte 3-D	Yes	29	2
10/13/24	San Francisco Archers	Bug Shoot	Yes	42	2
11/9/24	Fresno Field Archers	Gene Foster Traditional Rendezvous	No	42	2
11/18/24	Bowhunters Unlimited	TURKEY SHOOT	No	28	2
12/8/24	Fresno Field Archers	Toys for Local Tots	Yes	28	2

Note: This schedule is accurate as of the print date, however shoots are added throughout the month. For an up-to-date Schedule please visit [www.cbhsaa.net](http://www.cbhsaa.net) Click "Calendar/Resource".

Tom Cayia  
Field and 3D Range Co-Captain  
[Tom.Cayia@cvarchers.com](mailto:Tom.Cayia@cvarchers.com)  
805-427-2960

## FROM THE PEN OF MORGAN THOMAS

### Member Anniversaries!!!!

#### December:

***Gale and Hilda Fowler*** – Founding Members Unofficially 51 years as the membership scrolls started being dated that year. Officially they started this club 52 years ago!

***Dan Dix*** - 34 Years

***Oscar Melendez*** - 7 Years

***Melissa Dickerson*** - 2 Years

Thank you all for your continued support, and WELCOME BACK to our renewals I look forward to the coming year!!!

#### Morgan



## Couple of Photos of setting up for the Toy Shoot



## FROM THE DESK OF OUR VOLUNTEER COORDINATOR (COMMUNICATIONS)

**Richard C. Silverio**

First and foremost, as we are approaching the holidays, I would like to greet each of you a Merry Christmas, Happy Hanukkah or joyous Kwanzaa! Whatever you celebrate this time of the year, my wish for each of you is that you are all doing great and I hope you are around family, friends and love ones for this special time of the year.



I would like to thank each of our volunteers personally for all the volunteer time and dedication that contributes to the success of Conejo Valley Archers. It is because of each of you that our range is such a great place to shoot archery and also why our hosted tournaments are such a success.

There are no major volunteer opportunities for the rest of the year but I would like to personally thank all of our volunteers who did some hours during our annual Toy Shoot Tournament themed "Hoppy Holidays".

Other good ways to retire some of your volunteer hours would be to adopt a lane. That said, we have several lanes that are open for adoption. As of now, all middle range lanes are currently adopted. However, there are a few targets on the field range that need to be adopted. Lanes 8, 14, 19 and 24 are all open for adoption. For our 3D, lanes 5-12 are also all open for adoption. If interested to adopt, please contact Cathy Linson, our club VP, via email at

[vicepresident@cvarchers.com](mailto:vicepresident@cvarchers.com) and let her know which lanes you are interested to adopt.

Please continue to look out for emails from me for more upcoming volunteers or work parties opportunities. If you have any questions or concerns, please contact our club Vice President, Cathy Linson at [vicepresident@cvarchers.com](mailto:vicepresident@cvarchers.com) or via her cell at 805-791-5102 or myself at [richardsilverio@cvarchers.com](mailto:richardsilverio@cvarchers.com).


Thank you for reading my column. Once again, I would like to wish you each of you a very happy holidays and many blessings to come your way for 2024!

**Richard C. Silverio**

*Volunteer Coordinator/USA Archery Level 3 NTS Coach, Instructor Trainer*

*Conejo Valley Archers*

[richardsilverio@yahoo.com](mailto:richardsilverio@yahoo.com)



*Bronze Statue in Prague*

<https://www.pinterest.com/pin/379498706084738035/>

## CVA MONTHLY CLUB TOURNAMENTS

John Downey, Tournament Chairman

November was the first club shoot of the new year that counts towards awards and trophies.

Charles Neace picked up top bragging rights with his 506 scratch score. Stephan Buba was just two points back at 504.

Wendell Wright was top Trad shooter of the month due to his 361 point longbow score. Half our shooters this month were in fact Trad shooters shooting non-sight Traditional Longbows or Recurves.

Name	Division	Style	Sex	November
Charles Neace	A	FS	M	506
Stephan Buba	A	FS	M	504
Brent Siemer	GA	FS	M	445
Terry Marvin	MS	FS	M	430
Jim Collins	A	BHFS	M	383
Wendell Wright	GA	LB	M	361
Philip Mastinick	A	BB	M	318
Brian Carter	MS	TRAD	M	304
Curtis Hermann	GA	TRAD	M	245
James Stankovich	GA	LB	M	244
Tom Swindell	GA	LB	M	190
Brian Rohrer	MS	TRAD	M	186
Ken Exum	GA	LB	M	147
Oscar Melendez	A	FS	M	344 inc

... JBD

## UPCOMING EVENTS AT OUR RANGE



Conejo Valley Archers  
CONEJO VALLEY ARCHERS

### Conejo Valley Archers Spring Classic

March 9-10, 2024

Three Archery Tournaments in One!

Thrice the Challenge!

Thrice the Fun!

NFAA Field Round • 3-D Round •  
American 900 Round

**Open and Traditional Money  
Classes (M/F) for Each Tourney!**

**Over \$3,360 in Prize \$\$\$!**

Schedule	Saturday (9th)	Sunday (10th)
Registration Opens	7:00-8:30	7:00-8:00
Ranges Open: 3D and Field Ranges	7:30-4:30	7:30-12:30
900 Round — Practice Round	8:30	8:30
900 Round — Start	9:00	9:00
Score Cards Due	4:30	2:00
Awards		2:30

Shoot one, two, or all three Tournaments over two days.

**Shooting Styles (Non-Money Class): NFAA Bow Classes (FS, FSL, FSLR, BB, FSBH, TRAD, LB, BBR)**

American 900 Round	3-D Round	NFAA Round	Entries and Extras	Fees
5 ends of 6 arrows/dist.	25 targets	28 targets - 50/50 field/hunter	<b>Each Tournament</b>	(non-money class)
4 minutes per end	Unmarked yardage	Marked yardage	Adult/Senior	\$25 (\$75 for all 3 tourneys)
122cm targets (5-ring option)	No Range Finders!	4 arrows per target	Under 17 years old	\$20 (\$60 for all 3 tourneys)
3 yardage distances:	2 arrows per target	5-4-3 scoring	3D Mulligan (2 Max)	\$1 each
⇒ Senior+ 40-50-60y	Traditional: 33y max	Money Classes shoot Adult stakes by style (Comp. or Trad.) and use 6-5-4-3 "Pro" scoring (X=6)	3D Doe Tag (1 Max)	\$1
⇒ Adult 40-50-60y	Compound: 50y max		<b>All Money Classes</b>	(money class)
⇒ Y.A. 40-50-60y	Cub/Youth: 25y max		Each Tournament	\$50 + (\$150 for all 3 tourneys)
⇒ Youth 30-40-50y	Money Classes shoot Adult stakes by style (Comp. or Trad.) and cannot purchase Mulligans or a Doe Tag			
⇒ Cub 10-20-30y				
Money Classes Shoot Adult			* \$20 of each money class entry fee added to Pot!	

**Awards for all Divisions (using NFAA rules) (M/F) (Senior+, Adult, Y.A., Youth, & Cub)**

**Grand Champion:** Total Score for all three tournaments (non-money class only)

**Money Classes:** Separate Men's and Women's Open (sights, releases, and stabilizers okay) and Trad Classes for each tournament. The Trad Money Class will include longbows and all recurve bow types (barebows only; arrow rests allowed). Must be present on awards day.

Food and beverages available on the range.

RV Park (full hook-up) and camping by range at Tapo Canyon Park (reservation strongly recommended): <http://www.ventura.org/inland-parks/tapo-canyon-simi-valley>

Vendors Welcome! E-mail CVASC@cvarchers.com to reserve your space.

**Payments:** Pre-registration and pre-payment will be available through [www.cvarchers.com](http://www.cvarchers.com).

**Visit:** [www.cvarchers.com](http://www.cvarchers.com) for more information about the tournaments, the structure for the Money Classes, pre-registration instructions, and any hotel information.

**Questions?** E-mail CVASC@cvarchers.com

REVISED

# PHOTOS FROM THE TOY SHOOT













**Just a few of the toys collected**





# SNAKE BITE – FIRST RESPONSE PROTOCOLS

## THIS ARTICLE IS REPOSTED AGAIN THIS MONTH DUE TO ALL OF THE RECENT SNAKE ACTIVITY ON THE RANGE

You may be unsure whether you've gotten a snake bite or an unrelated injury. Some signs of a bite include puncture marks at the site of the wound, pain and swelling as well as neurological symptoms such as blurred vision or numbness and tingling of your face and limbs.

If you or another person, are bitten, try to remember the color and shape of the snake, because that may help medical professionals treat the injury.

1. Sit down and stay CALM
2. Do NOT apply a tourniquet
3. Do NOT suck on the wound
4. Stay calm, and alert any immediate local assistance to coordinate transportation to hospital, or call 911 – arrange to meet emergency vehicles at gates

### Site addresses:

- **Main Gate:** Tapo Canyon Park – 4651 Tapo Canyon Road
  - **Tournament Range side:** 5000 Bennet Road
5. Wash the wound with warm, soapy water if possible
  6. Circle the site of the bite with a Sharpie and write the time next to it. You should keep a list of your symptoms and

periodically update it, as that could help the medical team that treats you.

7. Cover the wound with a clean, dry dressing. **First-Aid kits** are posted all around the range areas at Main Kitchen, Stage area, between Targets #12 and #13 at the portable restroom, 3D Shade structure, Tournament Range, and the Public Session Range.
8. **Remove jewelry and watches, which will be much harder to get off if your limbs start to swell.**
9. If you begin to experience anaphylaxis, including swelling of the face and throat, hives or difficulty breathing, use an EpiPen if you have one.
10. **VERY IMPORTANT** – Call ahead to the local hospital to alert them that you are bringing in a rattlesnake bite victim and verify they have anti-venom immediately available at the site.

Local Hospitals that generally have or have access to anti-venom onsite:

- Los Robles Hospital – Thousand Oaks – 805-497-2727
- Adventist Health – Simi Valley – 805-955-6000

Report the incident to the club as soon as possible.



## ***How to see more wildlife***

*A column for the "Conejo Quiver" by Curtis Hermann, Dec. 2023*

Spotting wildlife is easy right? "Hey, there's a cottontail!" You say, as a small bunny runs along the edge of the open lane toward the next shooting position on our archery range. If you run that scenario through your mind, you will realize that what caught your eye was the movement as the bunny moved from his hidden spot into the open and towards a new area that makes him feel safe. Most people see wildlife only after it makes a move that catches your attention, but what if you knew how to see the bunny before he sees you, or at least while he still thinks he is hidden from your eyes. Now you have time to take his picture in his safety spot. That is called making memories!

So, let's start with bunnies, since they are so prevalent on our wonderful archery range. I think the first thing to realize is that the bunny is waiting for your appearance, he has known you were coming for probably ten minutes before you arrived. If he lives on our archery range, he knows a lot about you! He knows you are noisy and giggle and talk a lot, he is well acquainted with the sound of a bowstring and the smack of an arrow as it strikes the target. So even if you are four or five targets away, he will hear you with his big ears and be able to judge how long it will take you to come close enough for him to see you. He knows that you are generally not a danger, yet he will be cautious and not let you get too close. He is also somewhat curious and will have placed himself at a favored spot that he uses just for the purpose of seeing you as soon as you approach his area.

So where is this spot and how do I find it? Mr. (or Ms.) bunny will



be setting just inside the brush usually within a foot of the edge of the lane, he will most likely be on the side where the sun will be to his back and where he will be able to see you from a safe distance. That distance seems to me to be about 15-20 yards away, just enough to give him a good head start should you approach too close. He will be lying in a small depression with his ears laid tightly to his back, but with a clear view for a good distance up and down the lane.

Should you approach inside his danger zone he will set up, his ears will raise, he will fidget for a second and then bolt for heavier cover.

Looking for a bunny is of little help; he blends in too well! Look for his eye just inside the edge cover, it will be a perfectly round black eye looking back with serious intent, and if you are lucky, you will also see the pink of his ear. Train your eye to do this and soon he will just majestically appear. Approach him casually as if you don't know he has been spotted. If you approach with focused intent, he will find this very threatening and bust out of his bed with a beeline to a dense area of brush and safety.

When you are walking between targets, walk along the edge of the lane about three or four feet from the edge brush. This distance will give you a safe distance from any snakes that lurk in bunny territory looking for a meal. Run your eyes along the edge starting at your feet and then forward to the end of the lane. Always start with your focus a close distance away so that you don't get surprised by anything that is nearby. Walking near the lane edge will be close enough to find the small depressions we call bunny beds; they will be attached to a small trail leading back into the heavy interior of the brush patch. Bunny beds are only about six inches long and four inches wide and are oval in shape, usually with a few "bunny pellets" nearby. Bunny pellets are rabbit poop and are little round balls slightly less than a quarter inch in diameter. If these pellets are very fresh (shiny and wet looking) that means you moved the bunny out of his bed into safer cover.

If you check the road that runs by the large Castor Bean plant at

target butt #25 you will see many bunny tracks in the sandy soil of the road. What this means is that this is the nightly social spot and a lot of bunny misbehaving goes on here during the party hours. This spot has not changed in years, it always has shown the signs of a nighttime social gathering spot!

If you enjoy the field range, the middle ridge 3D trail and the back canyon 3D range you will notice that you will see many more bunnies on the field range than on the 3D ranges. The Back canyon will have more bunnies than the middle ridge trail, so pay attention as you use these various trails and soon you will be able to recognize the best cottontail habitat from a far distance away.

No matter how you are hunting, with your eyes, your camera or your bow, seeing game before they see you is pivotal to success. You won't know what you are missing until you see more of it.

Bunnies are cute, bunnies are fun and they are the best in table fare, but they are not the only wildlife to look for. Yet the rules for finding other game (big or small) are often very much like searching for Mr. bunny. Let's us talk about some of the larger game we may like to observe or photograph.

If the larger animal is a predator he will be found where his food supply lives, so coyotes, bobcats, the occasional badger, hawks and owls, all will be found looking for bunnies on our range. We see them often on our Monday/Friday archery days! These predators often use the same trails we do as they understand that our trails make their hunting easier by providing edge habitat that prey animals prefer.

Predators must move around a lot in their search for nourishment, often covering many miles in an evening. If the hunting has not been good, they may still be on the search as the sun rises and prey comes out to enjoy the warm rays, it is then that we most often see them on the range.

On occasion we will catch a predator in mid-stride as they move across our area in search of food or on their way to a den. This is usually a happenstance viewing, we just caught their telltale movement with our eye.

To look for predators you can use binoculars and view large areas from a high advantage point. This is usually a low percentage method; a better way is to attract them to you by making sounds that attract their attention from a long distance. The idea is to sound like an easy meal! What does an "easy meal" sound like? Well, it sounds like the screams of a dying rabbit that is being attacked by another predator. Panicked chickens also works well and sometimes just the gobble or clucking of turkeys dropping down from their roost tree will bring a fox, coyote or bobcat in to your call from an amazing distance away. Choose the sound that fits your area, chickens if you are close to a farm or dwellings, turkeys in the woods, dying rabbit on long dry ravines or river beds.

Again, when you begin to call, keep your eyes first in the close in area! My first call is always low in volume and I look at my area around me 360 degrees and give it a minute or two as I search every spot for a straight horizontal line about the height of a coyotes or bobcats back. A leg movement or the movement of a head as it turns to focus on the call, a twitch of an ear, all will let you know a critter is responding to your calling.

Larger prey animals like deer also have their own rules. Generally, deer bed during most of the day, usually in secure places that they feel safe in. For our local deer the males will tend to settle about three quarters up a ridge on a point or bench (a flat area on the side of a hill) where they can see approaching danger from a distance and quickly bound over the top and away to safety. The females will bed lower in elevation and in denser brush that is shady in summer or sunny in winter.

Deer viewing is best done in the twilight hours, sunrise and sunset. In the evening deer generally move downhill towards a feeding area, a pasture, a crop field or open space. They will most likely spend most of the night there eating, spells of lying about and then up and feeding again. The first to appear will be does followed by bucks usually at the last few minutes before dark. In the morning the bucks will be first to head to a secure hidden spot, does will hang loose a little while longer.

Deer are our second most visible animal due to their size and the favorable local habitat. As with all critters in the wild, they are easier to spot if you look for small parts of the deer as opposed to trying to see the whole animal. Here are some hints on how to pick out the deer from their surroundings.

1. Local California chaparral, sage, fennel, rye grasses and California Laurel are all basically vertical in pattern and in that pattern a horizontal lines are out of place and can give away the shape of a deer or other four legged creature. The back line is to be first on the list here. Back lines give you height and length. You may not be able to see all of it but your mind will relate the height, color and length to a critter, be it a small fox or a large deer. The lower body or stomach line is also very telling as they will be lighter in color or even white and again the height and length gives one a perspective on the size of the critter.
2. Symmetrical vertical lines are also a giveaway, a cocked front leg or a set of two, three or four symmetrical lines such as front and/or back legs.
3. White will always attract your attention and most deer bellies are light colored as are some around the muzzle and the area surrounding the tail. A deer walking away is often easier to spot than one walking toward you.
4. The ears are a distinct tell-tale sign. First there are two of them and they tend to always be on the move swiveling this way and that.
5. Eyes are another big give away, deer eyes are a large orb and will look out of place in the brush, often shiny and there are often two looking in your direction.
6. The nose like the eyes is a large shiny orb and deer are forever licking it to enhance their sense of smell, this movement is a dead giveaway!
7. The tail on our local deer is not large, it is narrow and the tip is black and it is about 8-10 inches long surrounded by light nearly white rump. The tail is always on the move, in fact if a deer is standing and decides to move the first sign is that the tail will flip before he picks up a leg to move.

8. Glint of an antler. Antlers come in all sizes and large ones are easier to spot than small ones but the tips are almost always rubbed to a light cream colored tip and antler movement is very distinct making a large swivel as the head turns. Often when glassing for bedded deer it is the antler tips that are first in the sighting.

One last tip for viewing wildlife, become a bird watcher, watching birds means looking for small fast movements (that often mimic the twitch of a deer's ear) such as a flutter when taking off or landing, hopping, walking and of course bird walking noises are often mistaken for a deer walking up behind you!

I assure you if you learn to find birds, spotting all other wildlife will seem easy and simple!

It is easy to see a deer, right? Of course, we have all seen them walk into a field or in a trail as you turn a corner, but what about the deer you don't see? Seeing deer is a challenge, be it for a camera, bow or just the pleasure of watching. Break it down to its simplest factors and it's not as hard as one thinks and in time your eyes just seem to know when and where to look!

Till next month, keep those arrows in the air,  
Curtis


## **This month's tip: Fire starter**

Alcohol prep pads make excellent fire starters, add a little wax paper (used butter wrappers are great) and a propane lighter or windproof matches in a sandwich bag. Add a few dozen wood toothpicks as tender and you are set to start a fire even in wet conditions. Alcohol pads also clean glasses and optics lenses, clean minor wounds and help take the sting out of insect bites!



**NEW MIDDLE RANGE TRAIL**  
**ALL LANES HAVE BEEN ADOPTED**

Target #	Adopter	Type
1	John Gusan	Rabbit
2	John Gusan	Bear
3	Ben Shirley	Raccoon
4	Ben Shirley	Coyote
5	Ben Shirley	Coyote
6	Rogelio Segundo	Deer
7	Brian Carter	Caribou
8	Brian Carter	Standard Brown Bear
9	Trad group	Deer
10	Trad group	Deer
11	Brian Rohrer	Turkey Flock
12	Trad group	Raccoons & Ground Hogs
13	Trad group	Black Crow & Raccoon
14	Wendell Wright	Deer in Meadow
15	Tom Swindell	Antelope, Turkey & Pig
16	Jeff Owens	Deer & Dogs
17	Sarah Villalobos	Black Boar, Pig & Standing Bear



**Classic Book by Saxton Pope**

## ADOPT-A-TARGET (CVA Roving Range)

**Target lanes 8, 14, 19, 20, 21, 24 & 26 are in need of adoption.**

If interested in helping to care for one of them you can contact our Club Vice President, **Cathy Linson** at [cmlinson@yahoo.com](mailto:cmlinson@yahoo.com) or by calling her at 805-791-5102

Jbd

### Current Field Range Lane Adoptions

Target	Description	Adopter
1	35 yrd. fan field 36 yrd fan hunter	Torrey Johnson
2	30 yrd. field 32 yrd hunter	Torrey Johnson
3	20 yrd. field 19 yd walk-up hunter	Tom Swindell
4	35 ft. walk-up field 11 yrd hunter	Paul Long
5	80 yrd. walk-up field 70 yrd. walk-up hunter	Doug White
6	25 yrd field 28 yrd. fan hunter	Felipe Gamboa
7	55 yrd field 53 yrd walk-up hunter	Doug White
8	45 yrd walk-up field 44 yrd hunter	
9	15 yrd. field 15 yrd. walk-up hunter	Brian Carter
10	65 yrd. field 64 yrd. walk-up hunter	Kory Collins
11	40 yrd field 40 yrd. Hunter	Randy Jenkin
12	60 yrd field 58 yrd. walk-up	The Siemer Family
13	45 yrd field 23 yrd. walk-up hunter	
14	50 yrd. field 48 yrd walk-up hunter	

15	45 yrd. walk-up field 44 yrd. hunter	Chris Skor
16	50 yrd. field 48 yrd. hunter	James Traher
17	20 yrd field 19 yrd. walk-up hunter	Carl Ward
18	80 yrd. walk-up field 70 yrd walk-up hunter	Brent Richter
19	55 yrd. field 53 yrd. walk-up hunter	
20	25 yrd. field 28 yrd. fan hunter	
21	35 yrd. fan field 36 yrd fan hunter	Mike Brien
22	30 yard field 32 yard hunter	Erik Hammerquist
23	35 ft. walk-up field 11 yrd hunter	Conner Blackwell
24	45 yrd. field 23 yrd. walk-up hunter	
25	65 yrd. field 64 yrd. walk-up hunter	Ben Spielman
26	60 yrd field 58 yrd. walk-up	
27	15 yrd. field 15 yrd. walk-up hunter	Brent Richter
28	40 yrd. field 40 yrd. hunter	Thomas Cayia
Practice Butts	20 yd practice butts running pig	Thomas Cayia



**805.581.1671**

2150 Agate Court • Simi Valley, CA 93065

## CVA CONTACT INFORMATION

<b>BOD Member</b>	<b>Position</b>	<b>E-Mail</b>	<b>Phone</b>
Kurt Hoberg	President, Coach	<a href="mailto:president@cvarchers.com">president@cvarchers.com</a>	805-552-9934
Cathy Linson	Vice President	<a href="mailto:vicepresident@cvarchers.com">vicepresident@cvarchers.com</a>	805-791-5102
Scott Leviant	Secretary, Coach	<a href="mailto:secretary@cvarchers.com">secretary@cvarchers.com</a>	213-590-6370
Anette Vladescu	Treasurer	<a href="mailto:treasurer@cvarchers.com">treasurer@cvarchers.com</a>	805-657-9742
Josh Fint	Board Member		
Kevin Cloepfil	Board Member, Public Session Range Captain		805-390-1059
Brandon Newcomer	Field Target Chair		
Tom Cayia	3D Range Co-Captain, Field Range Co-Captain	<a href="mailto:Tom.cayia@cvarchers.com">Tom.cayia@cvarchers.com</a>	805-427-2960
Ken Exum	3D Range Co-Captain, Field Range Co-Captain	<a href="mailto:Ken.exum@cvarchers.com">Ken.exum@cvarchers.com</a>	309-335-6546
Philip Mastinick	Project Management Chair	<a href="mailto:CVApM@cvarchers.com">CVApM@cvarchers.com</a>	
Morgan Thomas	Board Member, Membership Chair	<a href="mailto:CVAmchar@cvarchers.com">CVAmchar@cvarchers.com</a>	
David Jockisch	Board Member, Publicity Chair	<a href="mailto:Publicity@cvarchers.com">Publicity@cvarchers.com</a>	
Clark Pentico	Previous Club President		805-630-1749
Ken Downey	Board Member, JOAD Program - Lead Coach, Tournament Range Captain	<a href="mailto:ken.downey@cvarchers.com">ken.downey@cvarchers.com</a>	805-231-6135
John Downey	Newsletter Editor, Club Tournament Chair, Coach	<a href="mailto:editor@cvarchers.com">editor@cvarchers.com</a>	805-527-4894
Michelle Lim	Work Hours Tracking	<a href="mailto:Cvahours@cvarchers.com">Cvahours@cvarchers.com</a>	
Richard C. Silverio	Volunteer Communications, Coach	<a href="mailto:richardcsilverio@cvarchers.com">richardcsilverio@cvarchers.com</a>	818-442-5182
Brian Rohrer	Board Member		

# CVA 3D Ranges MAP

