


CONEJO QUIVER



info@cvarchers.com
www.cvarchers.com

Monthly Newsletter

January 2012

From the Prez.

To all CVA members,

The holidays are behind us. The New Year is upon us. Now is the time to focus our efforts in CVA to honor the traditions that have come to be expected by the members and to forge new activities for the club to bring a larger, broader and bolder vision in promoting archery.



Getting people involved in archery allows you to share your hobby, and see others have fun. At the same time it should help you become a better archer. I know every time I help someone shoot their first arrow, it is always a blast. If they hit the X there is always a big smile with beginners luck. If they miss the target, it draws a line in the sand to improve from. The aim gets better and the groups get smaller even during the first session. Ask any JOAD coach and I'm sure they will tell you the same thing.

To really get people involved in the club, it helps to have great facilities. We are currently improving our facilities, but can always use more help. If you have not been out to a work party, volunteered at a shoot (we have one coming up Jan. 29th. Hint, hint.), I highly encourage it. It is a lot of fun and allows an opportunity to get to know other members. There are even ways to help at the tournament and shoot (it does not get much better than that). I learn new things about archery and myself every time I volunteer.

There are always things that can be done around the range. If you would like to help please, show up to a work party or contact me and I can work with you on how you can best serve the club. I'm sure you will find it rewarding making a difference, while having a lot of fun. So get out there and make a difference in the club.

I hope to see you out at the range.

Shoot have fun.

Clark Pentico

CVA JOAD News



Hi All,

Happy New Year everyone!!! Hope you all survived the New Year festivities! December's testing was slow...we had a few brave souls show up. Owen Roberts got his Junior Archer pin with points to spare. The others on-hand didn't quite meet their goals. I was a little surprised more folks didn't show up as it was such a beautiful day to shoot...I guess everyone else must have had "big dates"...probably getting ready for the festivities for bringing in the New Year!

As this article is being written the troops are getting ready to caravan to Tulare, California for the JOAD & State Indoor Championships for 2012. We will of course be sending our courageous archers along with our coaching staff for support. Hopefully, the results will make this newsletter. If not, the next one for sure. We will be keeping you posted.

Chef Mike is back and already planning his next BBQ bash. He hasn't divulged any information yet, but I'm sure it will be special. We'll be keeping everyone in the loop on this one as well.

Well, that's about it for now...we'll let you know if anything exciting is coming up....see you all out there Saturday.

Coach Mike

December 12/18/2011 Club Shoot Results


We've had an excellent turnout for the club shoot the last two months (21 archers making the round in both November and December). This is the most archers that we have had out in a while. Hopefully January will be even bigger. January will also be the first month than any of our archers will have a handicap applied to their club score.

Looking at the scores for the December shoot you'll see that Keith had the top scratch score (525) followed by Clark Pentico (523), who was following in turn by Clark Pentico (506), who was followed by Keith Murphy (493). What gives you ask? Good question. If you look closely you'll see that they shot both BHFS and FS (pins vs movable sight). So who is the "top banana", "el numero uno", the "big cheese" this month? That is a good question.

If we add up both their scores then the bragging rights goes to Clark with a 1029 (523 + 506) versus Keith's meager 1018 (525 + 493). Sounds like we need to create a new trophy for individual with the highest cumulative handicapped score from two shooting styles.

So who else is up to the challenge? What should we call the new trophy? The "Big Kakuna" Trophy, or maybe the "Iron Man" or what? We'll award a special prize to whoever comes up with the name for this new trophy. Get those suggestions into yours truly to win fame and fortune.

<i>NAME</i>	<i>SCRATCH</i>	<i>HSCORE</i>	<i>DIVISION</i>	<i>STYLE</i>
Keith Murphy	525	525	A	BHFS
Clark Pentico	523	523	A	FS
Clark Pentico	506	506	A	BHFS
Keith Murphy	493	493	A	FS
Norman Rice	475	475	GA	FS
Steve Price	456	456	GA	BHFS
William Bennett	437	437	A	BHFS
Craig Nelson	430	430	A	BHFS
Chuck Thurber	391	391	GA	FS
Jim Niehoff	389	389	GA	FS



Curtis Hermann	327	327	GA	TRAD
Doritina Pentico	245	245	Y	FS
Garry Magness	245	245	A	LB
Carlos Parada	214	214	A	TRAD
John Brix	206	206	GA	TRAD
Carl Ward	172	17200	GA	LB
Bob Bombardier	163	163	A	LB
Rob Ramos	150	150	A	TRAD
Robert Luttrell	138	138	A	TRAD
Bobby Blackburn	85	85	YA	LB
Steve Erikson	76	76	A	TRAD

Don't forget to put your style of shooting on your scorecard.

Styles are as follows:

Freestyle Unlimited (FS) - Allows for the use of virtually all types and styles of equipment and aids, including mechanical releases, movable sights, scopes, long stabilizers, etc.

Freestyle Limited (FSL) – Same as Freestyle unlimited above, except that mechanical releases are **not** allowed.

Barebow (BB) – No sighting devices or mechanical releases allowed. String walking (or multiple anchor points) **is** allowed.

Bowhunter Freestyle (BF) – Must use fixed pin sights with no more than **5** pins that **cannot** be adjusted during a tournament. Length of stabilizer limited to 12” max. Mechanical releases are permitted.

Bowhunter Freestyle Limited (BHFSL) – Same as Bowhunter Freestyle Unlimited above, except that mechanical releases are not permitted. Fingers **may** be protected by gloved or finger tabs.

Bowhunter (BH) – No sights or mechanical releases. Length of stabilizer limited to 12” long. Must use a single anchor point and string walking is **not** allowed.

Traditional Styles: (please start one on your score card)

Longbow (LB) – No sights, stabilizers, or mechanical releases allowed. Single anchor point only.

Recurve (RB) – No sights, stabilizers, or mechanical releases allowed. Single anchor point only.

Selfbow (SB) - No sights, stabilizers, or mechanical releases allowed, Single anchor point only.

Tech Talk with JBD

I hope Santa was good to everyone this Christmas. Let us assume he dropped some cash your way and you're thinking about buying that Olympic Recurve type (FITA) bow with all the bells and whistles. Much of what we will talk here and in the coming weeks is applicable to any recurve bow, though for now I will limit the discussion to bows with metal or composite risers and limb pockets that take universal socket limbs. A set of universal socket limbs will fit on any of the metal risers manufactured by Hoyt, WinWin, Merlin, and Spigerelli and others (regardless of who manufactured the limbs). Recurve Bows come in a number of different size and length combinations, though most target bows will average 66 or 68 inches in length. Different lengths are used based on a number of considerations including a person's height and draw length.

Draw Length	Bow Length
Up to 27" Draw Length	64"
24 – 29"	66"
27 – 31"	68"
29" or over	70"

To make things interesting FITA bow risers and limb lengths come in various combinations.

Riser Length	Short Limb	Medium Limb	Long Limb
Short Riser (23")	64"	66"	68"
Long Riser (24")	66"	68"	70"

As an example you'll notice that a 66" bow can be made either by a Short Riser-Medium Limb or Long Riser-Short Limb combination. It is also possible to arrive at two different 68" bows in a similar manner. O.K. so what is the difference between the various combinations (other than the obvious one that short people need shorter bows than tall people)? It turns out that while the bow lengths may be identical, the shooting characteristics of the two are very much different.

Riser Limb Combinations	Shooting Characteristics
Longer Risers, Shorter Limbs	Faster, more tendency to stacking, less stable
Shorter Riser, Longer Limbs	Slower, more stable, less stacking

Longer risers also provide a longer sight window for shooting making it easier to shoot at both close (18 meter) and long distances (90 meter) and hence are more useful for outdoor season shooting. This is a matter of preference though, and needs to be taken into account along with the archers draw length when deciding on a bow.

In the weeks to come we'll pick a bow, and do an initial setup. To do this, we will discuss the multitude of items that can be adjusted on a bow to make it shoot better, including knocking point, plunger, string material (and number of strands), tiller, brace height, center shot, and arrow material, spine, wall thickness, etc. Later we'll tune the bow using a combination of tuning techniques. If you have an archery related question let me know and I'll answer it in this column (or find someone who can ;-)

Happy Shooting
John Downey

Your CVA Officers

President	Clark Pentico	(805) 630-1749
Vice President	Dave Dragan	(805) 218-5912
Secretary	John Downey	(805) 527-4894
Treasurer	Dan Dix	(805) 376-3568
Board Members	John Brix Keith Murphy Kurt Hoberg Laura Loya Chuck Thurber Chris Champigny	(805) 523-2428 (805) 558-9312 (805) 552-9934 (805) 306-9761 (805) 497-4587 (661) 310-9676
Range Captains	Stan Grigelis Keith Murphy	(805) 520-7748 (805) 558-9312
Editor	Robert Luttrell	(805) 490-8601
CVA Answering Service		(805) 530-1339

Tournament Update
California State Indoor Championships, Tulare CA
Friday January 6-7 and 8th, 2012
Hosted by Tulare Target Archers

This month an impressive contingent of archers and their families travelled up to Tulare to participate in the Friday, J.O.A.D. and the Saturday and Sunday FITA tournaments, of the California State Indoor Championships. CVA presented the largest J.O.A.D. group at the tournament. Coach John Downey said that he was very proud and impressed with the way that our shooters represented our CVA Club with integrity and professionalism while all having a great time.

During the JOAD tournament, new shooter Kirsten Moyer enjoyed her first tournament with a good showing. Coach Dave Dragan said that with more regular practice she will be shooting for those medals soon. Archers Meade Ridgley, April Hoberg Wesley Richter and Connor Richter also had great performances and will now be getting ready for Nationals next month.

Impressive performances, equaled medals for the following shooters:

Hunter Conley – Male Cub Recurve – Bronze medal

Jack Thomas – Male Cadet Recurve – Silver medal

Kyle Hoberg – Male Junior Recurve – Gold medal

Coach Richard Carpenter said that these archers were not only shooting well but also using a great mental game thus equaling those medals. Great job!

For the evening, everyone enjoyed the traditional CVA Pizza Celebration hosted by Coach Dave. It's his favorite part of the tournament as it brings together all of our families. After a good night's rest our archers returned for the FITA two day event. This is a long weekend for our JOAD competitors but they again showed their training as they gave two more days of great shooting along with our adult shooters. We again had top performances from the following junior archers:

Kyle Hoberg – Male Junior Recurve – Bronze medal

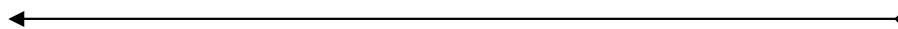
Hunter Conley – Male Cub Recurve – Silver medal

Prietlentka Pengal - Female Cub Compound – Gold medal

Our adult archers also fared well. Rose and Kurt Hoberg were shooting great with Kurt just missing out for the bronze in a very tough adult men's group. Lisa and Chris Champigny, and Barbara Richter all made good showings. First time tournament shooter Kionna Mainwal earned some great experience while shooting with an always large group of collegiate shooters.

Ken Downey brought his usual impressive A game and earned the top of the podium for the tournament, winning the gold in the very competitive, Men's Adult Recurve division. Lulu was sorry she missed the show!

Carissa Dragan walked away with top honors, winning the gold in the Women's Adult Recurve division and in turn being awarded the coveted "Triple Crown" as she placed first place in all three state tournaments. (And doing it all while being pregnant!) This award is given to the archer with the highest overall combined scores at those qualifying tournaments.



Congratulations to all of our archers for their achievements and participating with integrity and professionalism. We would also like to thank all of the families who support these archers in their endeavors. Without you, these amazing achievements would not be possible. Thanks to Coaches Dave, John and Rich for being there with their constant support.

Coach Dave also was notified that he has been nominated to serve on the Board of Directors for the State Archers of California. SAC is the supporting organization?????????????Dave? We would be proud to have coach represent us on the board.

Now it's time to start preparing for the National Indoor Tournament again in Tulare in February. Let's tune up those bows and get out there and shoot!
Submitted by Bonnie Marshall

Just the Facts –Side notes for the tournaments archer

Do you know what the ARROW LINE is? At the last tournament a lot of shooters were not aware of this rule. The arrow line is an actual line that is 10 meters out from the shooting line. When shooting your arrows, if you have an arrow that has dropped or misfired from your bow but still lies completely before the arrow line, is considered an unspent arrow and that arrow does not count. Another new arrow can be shot without a penalty. If your arrow falls within your reach you may pick up that same arrow and reknock it to shoot it without penalty.









Calendar of Events

California Bowman Hunter Events

Jan 22nd Mojave Archers Clara 3D Challenge Unmarked 42 Targets

Jan 22nd CVA Club Shoot

Jan 29th CVA Pacific Coast 3D Adventure 45 3D Targets

Feb 12th Oranco Bowmen Rendezvous 42 Unmarked 3D Targets

Feb 12th Riverside Archers Team Tough man 3D unmarked 3D 30 Targets

Feb 19th San Diego Archers Flying Pig 3D Range Finders ok

Feb 25th Mojave Archers Lucy 7 Combo Novelty 28 Targets

Feb 26th Mojave Archers Traditional Shoot 3D unmarked 25 Targets

Feb 26th CVA Club Shoot

FITA/JOAD Calendar of Events


Feb.24th The 43rd U.S National Indoor &2012 JOAD Indoor Championships Tulare Ca Tulare County Fairgrounds

April 23rd U.S. Olympic Trials –2nd Nomination Shoot Chula Vista Ca
Easton Aluminum Archery Range

April 25th U.S. Paralympic Trials - Archery Chula Vista Ca
Easton Aluminum Archery Range

May 19th COTTON BOLL Classic* Tulare Ca
Tulare

August 8th 2012 So Cal Showdown Chula Vista Ca
Easton Aluminum Archery Range



Conejo Valley Archers

Pacific Coast 3D Adventure

Sunday January 29, 2012

No Rain Out Date - This is a Rain or Shine Shoot

45 Separate 3D Targets

NO RANGE FINDERS -

Double score cards and shooting groups of three or more required to compete for trophies

REGISTRATION
7:00 - 9:00 AM
SHOTGUN START

ADULTS \$20
COUPLES \$25
FAMILY \$30
OVER 65 \$FREE
ALL KIDS \$5

Non-members of
the CBH/NFAA add
\$5 to above fees.

Membership is
available at the
tournament

For Information Call
Club Phone
805 530-1339

Stanley Grigelis
Cell (805) 795-7201



AWARDS

1st, 2nd, & 3rd
in all styles

Food and Drinks Available
All Day

No Dogs Allowed on Range

ADULT STYLES

Release * Sight (Finger)
FITA RC * Non-sight
Recurve * Longbow
*Self Bow

YOUNG ADULTS

YOUTH/CUB STYLES

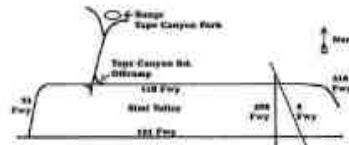
Sight * Non-sight

1 (one) Arrow
Unmarked Yardage
10-8-5 Scoring


DIRECTIONS TO RANGE

118 FWY East or West
to Simi Valley
Exit at Tapo Canyon Rd.
Go North on Tapo Canyon
Rd. to Tapo Canyon Park.
Range is inside Park.

**** Notice ****
The Conejo Pacific Coast Traditional
Challenge Full Two Day Shoot is on May
5thth & 6th, 2012
See www.cvarchers.com



First Annual "Hunt Of A Lifetime" Charity 3D and Field Archery Shoot



Saturday, March 31-Sunday, April 1, 2012

The Ojai Valley Gun Cubs' 3D and Field Archery Range

50 Target Tournament 30 Targets Saturday 20 Targets Sunday

Onsite Registration

Course open to shoot

Friday, March 30, starts at noon

Saturday 9:00 AM- 1:00 PM

Saturday, March 31, 7:00 AM- 8:30 AM

Sunday 9:00 AM- 1:00 PM

Smoker Round

Saturday 3:00- 5:00 PM

\$5.00, one arrow

Awards and Raffles

Sunday, scores in by 2:00 PM

Awards start at 3:00 PM

Fees Family- \$55.00 Couples- \$ 45.00 Adult- \$ 40.00
Senior- \$ 35.00 Youth- \$ 20.00

One day shoot with no awards- less \$ 5.00 CBFF or NFAA members- less \$ 5.00

NFAA Rules Apply

10-8-6 scoring

5-4-3 scoring in case of miss

longbow, recurve, selfbow, senior divisions

no clickers, compounds, or sights

Meals available onsite at extra cost

Saturday : Lunch and dinner // Sunday : Breakfast and Lunch

For more info call Mike Cregan (805) 901-1784

or e-mail Mike at ojai.archery.club@gmail.com

All Proceeds To Be Donated To "Hunt Of A Lifetime" Foundation

"Hunt Of A Lifetime" is a nonprofit organization with a mission to grant hunting & fishing dreams for children age 21 and under, who have been diagnosed with life threatening illnesses. We are doing what we can to make a difference in their life, a dream come true. But we need your help, we are looking for people interested in helping the kids live their dreams. Without you, we can't give them the dreams they so desire.

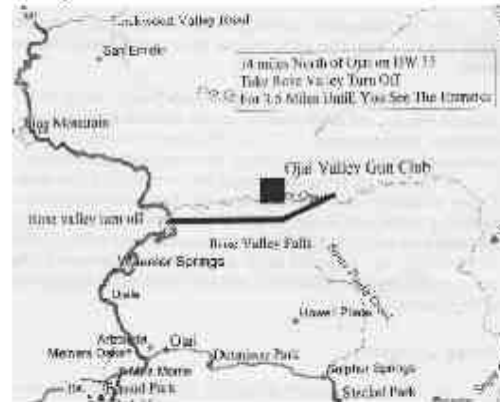


Directions

First Annual "Hunt Of A Lifetime" Charity 3D and Field Archery Shoot

Saturday, March 31-Sunday, April 1, 2012

The Ojai Valley Gun Cubs' 3D and Field Archery Range



Name _____
Address _____
City, State, Zip _____
Phone _____



	No.	Total
Family- \$ 55.00	x _____	_____
Couple- \$ 45.00	x _____	_____
Adult- \$ 40.00	x _____	_____
Senior- \$ 35.00	x _____	_____
Youth- \$ 20.00	x _____	_____
One Day, No Awards- \$ -5.00	x _____	_____
CHL, NFAA number- \$ -5.00	x _____	_____
Total Included		\$ _____

All Proceeds To Be Donated To "Hunt Of A Lifetime" Foundation

'Hunt Of A Lifetime' is a nonprofit organization with a mission to grant hunting & fishing dreams for children age 21 and under, who have been diagnosed with life threatening illnesses. We are doing what we can to make a difference in their lives, a dream come true. But we need your help, we are looking for people interested in helping the kids live their dreams, without you, we can't give them the dreams they so desire.



³ Critter¹s to Love²

By Curtis Hermann


We all have a preferred game animal we like to hunt; statistics say that for bowhunter¹s that creature is the White Tailed Deer. If one resides out west the options broaden and for many it is a large magnificent ungulate called Elk, for others the Mule Deer, for me it is the Pronghorn Antelope.

The antelope does not get the press larger animals do and therefore is usually not as sought after. However the antelope is a special- unique to America-prize, so I¹m going to use this opportunity to provide some insight into this most interesting and challenging quarry. Maybe you too, will find this unusual critter, is one to love.

First off Pronghorn¹s are not nearly as large as they look, an illusion - I suppose, that is created by the very prairie that is it¹s home. When you see one standing in the open (at what ever distance) he is usually the largest object (more than a foot tall) from horizon to horizon. In truth, they¹re hardly big enough to be considered a big-game animal, as an adult buck will only weigh about 125 pounds. Standing, he is about 34 inches tall at the shoulder - visualize a Great Dane. On the prairie he seems large, when lying on the ground at the end of a hunt, one gets the sense that he would fit into a pocket.

I mention his size, as that is an important element for an animal living in the harsh and variable climate of the prairie. This size to weight ratio of an antelope shows that he has more surface area than most animals of equal weight and therefore will lose heat faster in the winter (downside) and also in the summer (upside) when he can reach 35-40 MPH in his dashes across the hot prairie. Each follicle of hair is hollow - which provides insulation from both summer heat and winter cold.

His size has other disadvantages for surviving a tough winter, this small size means a shorter distance for food to travel through the four-chamber stomach that all ungulates share and therefore less time to break down rough-age and extract energy, so he needs a constant supply of easily digestible and nutritious forage to survive, an ungulate the size of an elk or buffalo has a much easier time in the winter.



A Pronghorn is easily high-centered in the snow as his breast is a mere 20 inches from the ground and his delicate legs and slight physique are not well suited to the task of digging down to food. So his wintering migration routes must stick to those windswept slopes with southern exposure and he must find them before the first major snowfall of the year when the migration routes are still open.

There was at one time an estimated 40 million antelope in the west and they came near to the brink of no return, but today 3 million exist and 500,000 of them are in my home state of Wyoming. So when I see a bunch of them scattered on a low ridge, their rich orange winter coats warm against the blue sky, I have to give them a nod of respect. As the West transformed around them, they've held on, a holdover from the Pleistocene era - they still survive in the modern world.

This is the first of a short series on the Pronghorn Antelope that I will share with the club over the next few months. We will explore the habitat and nature of this one of a kind animal as well as how to hunt them with a bow and arrow and just why they should be on every bowhunters bucket list.



FYI

Locks are to change on Jan 20th. New keys are available at JOAD on Saturday, or at the meeting on Sunday.

Range Beatification days

Are the first Saturday of even months. Feb 4th is the next day. Please come out and help keep the range beautiful. Mark your calendars

Archery Trivia

I wanted to try something new be the first to email the editor the correct answer and you will receive a 5.00 gift card.

Question? What was the name of the first ever archer who won the Gold medal at 50 meters and in what year was it won?

I will post the answer and winner in the next Quiver
Good luck

Guest Fee


Please remember that all guests of club members that shoot the range must sign a **waiver** and pay a **guest fee**, There is a drop box for guest fees and waivers, We are happy that the 3D range is getting a lot of use, please remember **No Broadheads** If you would like to donate to keep the permanent 3D range going please see one of the officers or board members.

Fees: \$2.00 on non club shoot days; \$5.00 on club shoot days


Conejo Valley Archers
P.O. Box 3982
Thousand Oaks, CA 91359

*Range key change
this Friday, Jan
20th*

Reminder: Range Beautification Days
are the 1st Saturday of even months



CONEJO QUIVER



info@cvarchers.com
www.cvarchers.com

Monthly Newsletter

February 2012

From the Prez.

To all CVA members,

If you did not make it to the PAC Coast 3D last month you missed out on a great shoot. If you made it please let Stan Grigelis know what a great time you had. I would personally like to thank Stan and all the people who volunteered their time that helped make this shoot a success. Without the support of the member volunteers it would not be possible to make an event like this happen.



Mark your calendars now for the Dry and Dusty shoot coming up March 18th (details are on the CVA web site). If you are interested in helping, contact Richard Carpenter. There are a lot of things that need to be done in order to have a successful shoot, so any help would be appreciated. This should be another wonderful shoot, with lots of opportunities for the kids to bring home awards.

As club members, it is important that we have these shoots as they are major fund raisers for the club. If we did not have shoots, every member's dues would need to be increase to keep the club fiscally stable. So if you want to help keep your membership fees low, please look into helping around the range. For a small organization, like CVA, every individual's contribution can make a difference that everyone can see and you can be proud of. If you don't know how you can contribute please, feel free to contact me and we can discuss how you can make a difference.

Clark Pentico
CVA President

CVA JOAD News



Hi All

Two brave souls showed up to test for their pins to kick off the New Year. Robbie Hewitt breezed through the prerequisites capturing his Yeoman pin with plenty of points to spare. Robbie has shown tenacity and consistency in his shooting. We are expecting some great things to come from this young man. Gracie Lisak equaled her older brother's efforts by getting her Qualified Archer pin. Gracie's first shot was a "dead-on" X, (10) and I do mean dead-on. It was a perfect shot! We all stood around and stared at it for a few minutes savoring all we could of the moment! Keep up the good work Gracie...Andrew, you'd better start practicing!

Nothing in the wind about our next BBQ. Chef Mike is laying low for right now...but if I know him he's just leading up to another great one! I will keep you all in the loop.

Some improvements are being made at our JOAD facility. Trenching above some of the bales and alongside is being cut to allow proper drainage for the yet heavy rains to come. Also, we are trying to level the shooting lines so archers can gain a stable stance.

Also, want to let everyone know that the Indoor Nationals are coming up this month in Tulare. For those of you who will be shooting...good luck! We'll be hoping you guys will take home the gold. Results should follow in the next newsletter. That does about it for now...see you out at the range Saturday.

Coach Mike

CVA Lease update!!!!!!!

From the Vice Prez. Dave Dragan

Hi all,


I just wanted to update all CVA members on what is going on with our plans for expansion of our range, specifically the new FITA Tournament Range. The first part of this is we have signed the new Lease with the County for 10 years with 2 5 year extensions, so CVA is not going anywhere!! This is a benefit to all of us and insures that Archery will stay in Simi Valley for a long time! I would like to thank Clark, Richard, John and all the other board members for their help in the process of making this new lease a reality.

As for the plans for the new FITA Range, we have already begun the process of getting a grant from the Easton Foundation to assist in the cost of building the new range. We have met with Don Rabska and his staff a number of times and are currently refining the numbers so we can have a clear idea of how much to ask for in the first phase of the Grant. Thanks also needs to go out to Bob Bombardier for his help in the planning of the range, which is a great asset in this process. If all goes well we hope to break ground in late spring or early summer! This new FITA Tournament Range will be a great addition to our facility and I hope make CVA the premier Archery Complex on the West Coast!

We hope to be able to host at least 1 or 2 regional FITA Tournaments in the California outdoor season, along with moving the JOAD area to the new range to help with our ever growing program and give our many talented young archers an Olympic caliber facility to train in.

I will try to keep all members informed as the progress of this process, and by all means if anyone has any suggestions or questions you can come to the monthly club meetings or contact me directly for more information!

Thanks to all for your help and support, Coach Dave



"Critic's to Love" Take 2

The Pronghorn Antelope is anything but an antelope, back home it is often referred to as a "prairie goat" and that too is inaccurate, it has no genetic connection to any antelope, goat or sheep. Both buck and doe's have horns (composed of layers of long black hairs compressed into a pronged cone that is shed every Oct./Nov.) It is unique and the last of a very old (20 million years) line of American family ruminates originating in Siberia – the sole surviving species of large mammals specifically adapted to living on short grass prairies.

It is these adaptive qualities that the bowhunter must know if he is to have any chance at all of harvesting one for the dinner table. The adaptive quality we are most concerned with is the antelope's eye, for it is this critter's eye that will spoil more approaches than any one hunter can believe. Larger than an elephants and darkly pigmented to function well under bright prairie skies and over the reflection of snow-blanketed winter fields, it has been estimated to be the equivalent of a pair of high quality 8x binoculars that bulge from the head at such an angle as to give it a near 360 degree view of its surroundings. A set of eye's that allow one to run safely through the prairie sagebrush at a high rate of speed, discerning all obstacles in his path. Although we have no scientific way of determining the exact magnification power or acuity of this animal's vision, hunting one will give you demonstrations of both their power, acuity and of the ability of an antelope to comprehend human hunter/predator behavior.


As a kid the old saying was "by the time you have seen an antelope he has already counted the arrows in your quiver." Cute but not quite true, I have learned over the years that counting is not one of their adaptive abilities, however recognizing predators and analyzing human behavior is not so far fetched. A short story of a hunt will demonstrate a "prairie goat's" sight and power of analysis is in order here.

It was mid-day, cool for late August and an hour's walk had taken me to one of my favorite high points for spotting antelope. It was a small bluff that dropped off steeply on the far side to a deep dry creek bed that wandered east across the prairie, deep enough that I could stand and walk without being seeing by the cautious eyes of any antelope for a very long distance.

Crawling the last fifty yards on my knee's and then on my belly with a constant eye out for small batches of prickly-pear cactus, I stopped between two groups of sagebrush cover at the top and raised my prized left over WWII 7x35 binoculars and glassed the surrounding hills for the orange/rust colored coat with white trim that was my quarry.

As I suspected, to the northeast was a nice herd of 14 does and one dominate buck, distance well over a mile, wind out of the west and the dry creek below would take me to within a few hundred or so yards east of the herd, leaving the wind in my favor. Backing off the bluff, I circled around to a bend in the draw that was out of site of the antelope and made my way into the creek bottom while picking up my pace to shorten the time of the stalk.

Some distance further there was a horseshoe bend in the creek bottom with a barbed wire fence line that crossed the creek twice, not wanting to climb the fence twice and risk exposing myself above the edge of the draw, I devised a plan to crawl low along the cow trail that was parallel to the fence, the sagebrush was just high enough for me to crawl unobserved by the antelope who were now not much more than a half-mile away. With the utmost care, I crawled along that fence line, up out of the draw, across the 40 yard flat and was nearly where I could drop back down into the draw when a whitetailed buck leaped from his bed and landed in the creek bottom in full speed racing down the draw. I had instinctively risen to my knees at the sight of that whitetail, a deer that I had never seen in those prairies before. Instantly realizing that I had exposed myself, I prayed that the antelope had only seen the deer and missed my bobbing form.



Three quarters of an hour later with many yards on my hands and knee's, I was within 60 yards of where I had last seen the antelope, hoping there was no way they had seen me at the deer incident, I raised my head slowly above the sagebrush looking for the antelope and a way to close the distance a few more yards. To my amazement, there they were a mere fifty yards or so away -all in a parallel line like a cavalry regiment - waiting for my arrival, they knew exactly when and where I would arrive. A fifty-yard head start is too much to ask a cedar arrow to catch up, in a match up with an antelope, when the arrow arrives the antelope is laughing over his shoulder as he moves comfortably over the next rise.

Antelope may not be able to count the arrows in a quiver but they do know their prairie and the predators who hunt them. Fooling that incredible set of eyes is not so easy and thinking they can't figure out predator's intentions is just the edge they need to stay a step ahead of a broadhead. Hunting them is an incredible experience, one that we will explore more in next month's installment of a "Critter's to Love".

Written by Curtis Hermann



January Club Shoot Results

We had a nice turnout this past month with sixteen archers making the round. You'll notice that handicaps are starting to show up now that we completed the third shoot of the new club year.

Taking the top honors this month was Doritina Pentico, daughter of the club President. Her Handicapped score of 572 (353 Scratch) was 9 points higher than dad's 563 (530 scratch). Both dad and Keith Murphy had better watch out this year or she may go home with the Club Trophy in October. Keith was 1 point behind in third place with a 562 (also had a 530 scratch).

Try and make it out to the range for the next club tournament on February 26, 2012.

NAME	HSCORE	SCRATCH	DIVI-SION	STYLE
Doritina Pentico	572	353	Y	FS
Clark Pentico	563	530	A	FS
Keith Murphy	562	530	A	BHFS
William Bennett	555	464	A	BHFS
Chuck Thurber	546	400	GA	FS
Norman Rice	544	470	GA	FS
Craig Nelson	539	433	A	BHFS
Eric Oland	520	389	A	BHFS
Robert Luttrell	513	207	A	TRAD
Curtis Hermann	513	316	GA	TRAD
John Brix	510	240	GA	TRAD
Garry Magness	500	275	A	TRAD
Steve Price	465	465	GA	FS
Kevin Derry	451	451	A	BHFS
Jim Niehoff	425	425	GA	FS
Carl Ward	231	231	GA	LB

Tech Talk with JBD

Last month we talked about the various bow riser and limb combinations that are possible. Lets assume that I decided to buy another bow for myself (Maybe Santa was good to me, and why not, a man can never have too many bows. It is kind of like woman and shoes, but I digress).

I am average in height and want as forgiving (stable) a bow as I can get. Based on my height, a 66 inch bow is just about perfect. If you remember from last month we talked about this.

Riser Limb Combinations	Shooting Characteristics
Longer Risers, Shorter Limbs <input type="checkbox"/>	Faster, more tendency to stacking, less stable
Shorter Riser, Longer Limbs	Slower, more stable, less stacking

So I am going to pick a short riser (23") and combine that with medium limbs to get a "more stable" 66 inch bow. Now that I have picked a bow length, how many pounds should I pick for that new bow?

Most men shooting FITA recurve bows, shoot somewhere between 35 and 50 pounds in tournament. I suspect the overall average bow weight to be somewhere around 42 pounds. I'll pick 40 pounds for my hypothetical new bow. You don't really need more to get the job done. My son Kenneth shot less than 35 pounds when he was in the top eight in the country as a Junior. He was able to shoot all the adult men tournament distances with that setup, including out to 90 meters (approximately 100 yards).

One of the things to keep in mind about bow draw weight is that the more draw weight you pull, the greater the arrow spine needs to be for the bow to be in tune with the arrow. The spine is essentially how easy the arrow bends in the middle when it is shot out of the bow. If the arrow bends too easy then it can hit the side of the bow riser (window) as it is shot or wiggle excessively in flight.

An arrow with too great a spine doesn't shoot well either. Also an arrow with a greater spine is either larger in arrow diameter or arrow wall thickness, or both, which means a heavier weight arrow. A larger diameter arrow also has more drag due to friction. Making the arrow heavier defeats some of the benefits of going with a heavier weight bow. One wants the heaviest weight bow; one can pull consistently, reliably and accurately in tournament. Based on my observations, I suspect 30% or more of all men recurve shooters are "over bowed". Picking the right arrow for the bow, so that both are perfectly in tune with each other is an article in itself, and one we will look at in the future.

This is probably a good point to talk about bow draw weight in general. New shooters, especially women and kids, need bows that are both lighter in draw weight, and which overall weigh less in the hand. Fortunately Hoyt and others also manufacture smaller & lighter weight bows that are perfectly designed for women and kids. Generally speaking, an adult woman's first recurve bow should never have a draw weight of more than 25-30 pounds (max) while a kid's first bow should be in the 16-25 pound draw weight (or less for small children). I've seen a number of kids in tournaments over the years trying to pull bows that were way too hard for them to pull. They were unhappy, not having any fun, and frequently on the verge of tears. One young girl I know was injured trying to shoot a 35-pound pull bow given to her by her coach (her parents were told that she would grow into it). This is why we start all new shooters in JOAD with bows in the 16-22 pound range (or less once again for small kids).

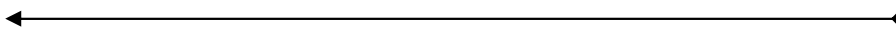
O.K. I've got the bow weight and length picked out. I now need arrows, but which ones? You can spend anywhere from \$60 to \$400 a dozen for arrows. I will also need an arrow rest, and a bowstring with a nocking bead (the thin metal band on the string that an arrow rests under). We will also be adding a cushion plunger to the riser. Think of the plunger as a small shock absorber that takes up some of the shock of the arrow as it is shot through the bow.

To set the appropriate bead nocking point on the string, I will also need a Bow T-Square and nocking pliers. The T-Square is used for more than just setting the initial position of the nocking bead on the string. (Note: Different arrows require a slightly different nocking bead height on the string). We will also use the T-Square to set the initial brace height and top & bottom tiller for the bow. (Every recurve archer should have a T-Square - don't leave home without it).

I used the word "initial" above because once we start "tuning" the bow for optimum performance we will most likely need to adjust the bead height position, brace height, and top and bottom tiller distances and plunger (center shot). We may also need to play with the arrow point weight (varies from 80 to 120 grains for men) to adjust spine. Some of the better bows also allow the bow limbs to be adjusted for limb alignment

Next month we will pick some arrows based on the Easton Arrow Chart, attach an arrow rest, string the bow, adjust the brace height, top & bottom tiller, cushion plunger depth and tension, and set the nock bead location on the string. Who knows we may even shot an arrow of two to see how we did. Latter on we will add a "clicker", sight, and stabilizer set-up. All of these things will need to be adjusted for optimum performance. If you didn't understand some of this don't worry. It will make more sense as we progress.

Shoot well and shoot often JBD





Calendar of Events

California Bowman Hunter Events

Feb 25th Mojave Archers Lucy 7 Combo Novelty 28 Targets

Feb 26th Mojave Archers Traditional Shoot 3D unmarked 25 Targets

Feb 26th CVA Club Shoot

Mar 4th San Diego Archers Iron Turkey Challenge 34 targets, unmarked

Mar 4th Verdugo Hills Archers Wildwood 3D 42 Target, unmarked

Mar 11th Mojave Archers Shivering Indian 3D unmarked 42 targets

Mar 17th Oranco Bowmen Scalps & Skins 24 3-D targets

Mar 18th

**Mar 18th Conejo Valley Archers Dry & Dusty Shoot 30 target,
marked yardage 3-D**

Mar 18th Riverside Archers Jungle Shoot 3D Marked 30 targets

Mar 31st/Apr 1st Kern River Archers Pow Wow 60 Hand Painted targets, marked

FITA/JOAD Calendar of Events

Feb.24th The 43rd U.S National Indoor & 2012 JOAD Indoor Championships Tulare Ca Tulare County Fairgrounds


April 23rd U.S. Olympic Trials –2nd Nomination Shoot Chula Vista Ca
Easton Aluminum Archery Range

April 25th U.S. Paralympic Trials - Archery Chula Vista Ca
Easton Aluminum Archery Range

May 19th COTTON BOLL Classic* Tulare Ca
Tulare

August 8th 2012 So Cal Showdown Chula Vista Ca
Easton Aluminum Archery Range

First Annual "Hunt Of A Lifetime" Charity 3D and Field Archery Shoot



Saturday, March 31-Sunday, April 1, 2012

The Ojai Valley Gun Cubs' 3D and Field Archery Range

50 Target Tournament 30 Targets Saturday 20 Targets Sunday

Onsite Registration

Course open to shoot

Friday, March 30, starts at noon

Saturday 9:00 AM- 1:00 PM

Saturday, March 31, 7:00 AM- 8:30 AM

Sunday 9:00 AM- 1:00 PM

Smoker Round

Saturday 3:00- 5:00 PM

\$5.00, one arrow

Awards and Raffles

Sunday, scores in by 2:00 PM

Awards start at 3:00 PM

Fees Family- \$55.00 Couples- \$ 45.00 Adult- \$ 40.00
Senior- \$ 35.00 Youth- \$ 20.00

One day shoot with no awards- less \$ 5.00 CBFF or NFAA members- less \$ 5.00

NFAA Rules Apply

10-8-6 scoring

5-4-3 scoring in case of miss

longbow, recurve, selfbow, senior divisions

no clickers, compounds, or sights

Meals available onsite at extra cost

Saturday : Lunch and dinner // Sunday : Breakfast and Lunch

For more info call Mike Cregan (805) 901-1784

or e-mail Mike at ojai.archery.club@gmail.com

All Proceeds To Be Donated To "Hunt Of A Lifetime" Foundation

"Hunt Of A Lifetime" is a nonprofit organization with a mission to grant hunting & fishing dreams for children age 21 and under, who have been diagnosed with life threatening illnesses. We are doing what we can to make a difference in their life, a dream come true. But we need your help, we are looking for people interested in helping the kids live their dreams. Without you, we can't give them the dreams they so desire.

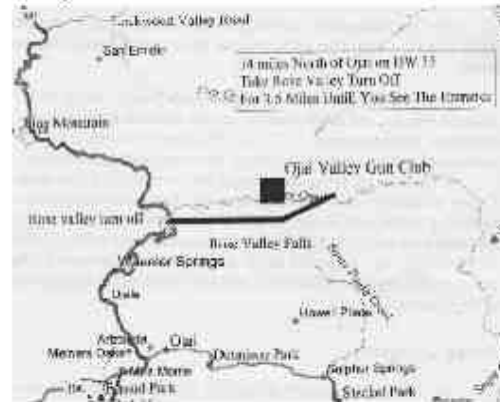


Directions

First Annual "Hunt Of A Lifetime" Charity 3D and Field Archery Shoot

Saturday, March 31-Sunday, April 1, 2012

The Ojai Valley Gun Cubs' 3D and Field Archery Range



Name _____
Address _____
City, State, Zip _____
Phone _____



	No.	Total
Family- \$ 55.00	x _____	_____
Couple- \$ 45.00	x _____	_____
Adult- \$ 40.00	x _____	_____
Senior- \$ 35.00	x _____	_____
Youth- \$ 20.00	x _____	_____
One Day, No Awards- \$ -5.00	x _____	_____
CHH, NFAA number- \$ -5.00	x _____	_____
Total Included		\$ _____

All Proceeds To Be Donated To "Hunt Of A Lifetime" Foundation

'Hunt Of A Lifetime' is a nonprofit organization with a mission to grant hunting & fishing dreams for children age 21 and under, who have been diagnosed with life threatening illnesses. We are doing what we can to make a difference in their lives, a dream come true. But we need your help, we are looking for people interested in helping the kids live their dreams, without you, we can't give them the dreams they so desire.



CVA PACIFIC COAST 3D ADVENTURE 3D TOURNAMENT RESULTS

<i>ADULT FEMALE RECURVE</i>	SCORE	<i>ADULT MALE SR</i>	SCORE
Lori Prichard	273	Joshua Meadors	435
Sandy McCain	242	Carlos Chavez	433
Kellie Harrison	239	Mike Keena	433
Ashley Tanger	147	Keith Muphy	423
Cher Riggs	141	Junior Maldonado	410
Lisa Champigny	129	Carlos Parada	406
Diane Colby	53	Clark Pentico	406
		Ringo Spurlock	406
		Dan Martin	402
		Mike Ospenson	401
		Leo Furland	399
		James Triplett	396
		Paul Hodgson	393
		Bruce Morrison	390
		Brent Meadors	384
		Victor Mendoza	370
		Bruce Robertson	368
		William Bennett	366
		Rene Aguilar	364
		Thomas Rolls, Sr.	356
		Lee Glaser	343
		Rick Hufford	343
		Kevin Derry	342
		Gene DeMascio	340
		Steve Collins	337
		Jamie Taylor	334
		C. Champigny	329
		Rodny Karampour	327
		Gary Brown	320
		Jerimiah Smith	316
		Bill Roffel	311
		Terry Wright	310
		George Wright	310
		Mike Smith	308
		Mario Mares	301
		Curtis Wright	301
		Ron Elices	297
		John Sullivan	296
		Eric Oland	269
		Manuel Padilla	267
		Jerry Smith	262
		Oscar Diaz	231
<i>ADULT MALE RECURVE</i>	SCORE		
Gary McCain	331		
Tony Harrison	272		
Gary Magness	268		
Lorin Heleloa	246		
York Arico	245		
Brian Tanger	240		
Rob Ramos	224		
Thomas Wong	210		
Justin Collins	178		
Montail Evans	175		
Brent Richter	119		
Ed Colby	94		
Steve Erickson	93		
<i>SENIOR MALE RECURVE</i>	SCORE		
Curtis Hermann	300		
John Brix	238		
Axcel Porras	147		
<i>ADULT FEMALE SR</i>	SCORE		
April Liamptchaol	290		
Kionna Mainwal	275		
<i>SENIOR MALE SR</i>	SCORE		
Tom Magill	379		
Ray Ragan	352		
Jim Riner	350		
Pete Sperlings	84		

FYI

Range Beatification days

Are the first Saturday of even months. April 7th is the next day. Please come out and help keep the range beautiful. Mark your calendars

Beware of Rattle Snakes

As the warmer weather comes out so do the rattle snakes. Be aware of rattle snakes and your surroundings

Guest Fee


Please remember that all guests of club members that shoot the range must pay a guest fee, this is especially important for the permanent 3D range. We are happy that the 3D range is getting a lot of use, but we want to make sure that we can keep it going. If you would like to donate to keep the permanent 3D range going please see one of the officers or board members.

Fees: \$2.00 on non club shoot days; \$5.00 on club shoot days

3D Range Rules

1. NO Broad Heads are to be shot at 3D range targets.
2. ONE ARROW ONLY to be shot PER TARGET.
3. DO NOT take cross canyon shots. Safety first!!
4. If you don't have a clear shooting lane, clear the lane before shooting.

Conejo Valley Archers
P.O. Box 3982
Thousand Oaks, CA 91359



Reminder: Range Beautification Days
are the 1st Saturday of even months

CONEJO QUIVER



info@cvarchers.com
www.cvarchers.com

Monthly Newsletter

March 2012

From the Prez.

To all CVA members,

Spring has sprung and Daylight Savings Time is here. You ask, “Why should I care, and what does that have to do with archery?” Well, it means there are several very important items you should know as club members.

Due to the clocks changing, our club meetings will start at 11:00 a.m. in order to beat the summer heat. This also means that members will start shooting the course earlier in the morning for the monthly club shoots. I am planning to be at the range by 7:00 a.m. so I don't get left behind.

The Dry and Dusty is March 18th. Hopefully, many of you have already blocked off time in your calendar to either come out and shoot or volunteer to help. We have a lot of non-club members that visit the range for this shoot and we want to look our best. So if you have adopted a lane please, check on it to make sure it is groomed (i.e. weeds, bushes encroaching into lanes, the trail to the next target is clear, etc...). How we present ourselves for this shoot will be reflected in the number of participants in future CVA events.

We are looking to see if we can set up a CVA Summer League, and set up regular evening shoot for one night during the week once the days are long enough. This could be a lot of fun for families, we could even fire up the grill and have picnic after shooting. If you are interested in participating or organizing something like this, let me know.

Now, go and become one with your bow,

Clark Pentico
CVA President



I did get a chance to wander around and talk with a lot of people especially Sheri Rhodes from USA Archery, who I told about our plans for the new FITA range. She was very excited and wished us well!! USA Archery is always happy to hear about any expansion to help promote our great sport and help our young athletes achieve their very best! I will always do my best to help promote Archery and Conejo Valley Archers wherever I am!

So in closing, If you have never had the chance to get to The Vegas Shoot, maybe next year! Its a lot of fun for the entire family and you get a chance to see all of the top shooters in the world compete, see whats new in the equipment world, spend some money and if your lucky win some money!!!!

Hope to see you all at the upcoming Dry and Dusty Shoot, or at Saturdays JOAD,
All my best, Shoot for the Gold,
Coach Dave



CVA JOAD News



Hi All

It was a breezy but sunny and beautiful day for testing this month. Only one shooter took advantage of it. Robbie Hewitt came out with both barrels blazing. He needed a mere fifty points to capture his Junior Bowman pin but scored a whopping 173! Considering some of his last testing scores, this is one of the lower ones! We expect he will be logging in some bigger numbers as time goes on. Keep up the good work Robbie

More improvements on the JOAD facility are taking place. One that is not so noticeable is the trenching going on behind some of the targets. This will allow all the water from the rains we didn't get to all flow down and off the range to one location leaving the shooting lines flat. Also, it will not run under the bales and erode the soil so the bales don't come tumbling down!

On another note, Chef Mike is beginning to get ready for the next BBQ. He'll be going "shopping" soon and is already making headway with some of the locals to enhance the upcoming menu! If you are interested in helping out just talk to Mike. March 31st (end of this month) is the target date for the BBQ. Mark you calendars...if changes happen we will update you ASAP. That's about it for now...see you out there Saturday.


Coach Mike

Tech Talk with JBD

Welcome back. Last month we picked a riser & limb combination for a typical FITA bow. This month we are going to start putting the bow together. That can't be too complicated right (if it was only so – more on that in a second)?

I'll base this article on my son's 46 pound draw bow. There any number of different type and brands of arrows that we could shoot in a bow of this draw weight. My son and I have always used Easton brand arrows with our FITA bows, so we'll do that here. Refer to a copy of the Easton Arrow Charts (www.eastonarchery.com) and you'll have a better idea of what I'm talking about. Every aluminum and/or carbon fiber arrow has an arrow diameter, arrow wall thickness, spine (how much it bends in the middle) and shaft material. A typical aluminum 1814 shaft has a diameter of 18/64ths of an inch and a wall thickness of 14 thousandths of an inch. (Don't ask me where they came up with this convention.) I could base a whole article on just how to read the Easton arrow charts. The important thing to know is that the 'Charts' are just a starting point. The other thing to know is that most archers find that the arrow recommended by the chart is too stiff.

Keep in mind that larger diameter arrows slow down faster due to wind resistance. Heavier wall arrows weigh more. Everything is a compromise. Typically a serious FITA competitor shoots either Easton X-10's or ACE's. Both are small diameter, thin walled, and what are called barreled arrows, meaning they are thicker in the middle than at either end of the shaft. That is because they are built up (wound) in the middle with carbon fiber (over the base aluminum shaft). This is a high-tech (and expensive) solution to the compromise of wall thickness over wall diameter. My son finds that ACE 560 shafts with 120 grain points works pretty well with his bow and arrow draw length. Other archers swear by X-10's. More arrow point weight makes an arrow bend more which means less spine. Less weight in the tip means the arrow will end up with more spine. One frequently changes the point weight when fine-tuning the bow to shoot tighter groups



Now that we have chosen a set of arrows we'll need a string, an arrow rest, knocking bead, and plunger along with our trusty "T-Square" (or Bow Square). Most of us would just buy our bow string and slap it on the bow without giving it much thought. The string however is one of the most important parts of your bow. A poorly made string will never allow the bow to shoot as well as it is capable of. Everyone should know how to make their own bow continuous loop string. In most cases, with a little practice, your beginner handmade string will outperform all but the best store bought strings (which not surprisingly are also hand-made). I've done string building demonstrations before and will again. So if you don't know how to do this, pester me until I do another bow string class.

If you don't know how to make your own string, or don't have a good solid string jig (very important), the second best thing you can do is buy a store bought string and then remove the center serving before you put it on your bow. Why you ask? That is because a bow string really should be twisted before the center serving is put on. It will shoot better. Most of the cheaper store bought strings are machine-made and the center serving is put on without the string being twisted. Additionally, a lot of the store-bought strings use monofilament fishing line for the center serving, which is horrible stuff for a serving. So buy a string, set it up on the bow, and serve it after the brace height is set. All this assumes that you know how to serve your own string. Once again every archer should know how to do this. Don't skimp of the serving tool, some are just plain useless.




BCY Bearpaw Serving Tool

This is probably a good time to also discuss string material. There is a variety of string material available from different manufactures to make bow strings out of. Older bows used to use Dacron and many bows still do. Putting one of the newer materials on an older bow is a good way to break limbs. Some of the more common string materials you'll run into are FastFlight, BCY 8125, and Dynema. Some of the materials like Ultracam are intended for compound bow strings. A number of manufactures also sell string material that are made from a combination of materials (with different stretch characteristics). Different manufacturers also sell the same string material under different names. Just to make life more interesting, string material comes in different thicknesses. One brand's string might require 12 strands while another brand might require 16 or more strands. So why do we care? Well more strands normally means more weight for the bow limbs to move during the shot. More weight slows down the bow and hence the distance it can be shot, requiring a more elevated aim to hit the same spot. Read the spec sheet to determine how many strands to use for your particular bow's draw weight. My son and I swear by Fastflight, though other archers prefer different materials. So make or buy your string and move on

O.K. now that we have all the parts for the bow I'll assume we are ready to put on the bow string. The safest way to do this is to use a bow stringer. Have some one walk through using one. If you don't know how you can give yourself a nasty smack in the head if you are careless. Give the string 15 or so twists before you safely string the bow and then check the brace height based on the manufacturers recommendations (using your T-Square). A type FITA bow has a brace height measured from the back of the bow handle to the strung string of about 8 ½ inches to 8 ¾ inches, though I have seen bows perform best at 9 inches or more.

Bowlength	Beginning Brace Height
64"	8 ¼ to 8 ½ inches
66"	8 3/8 to 8 5/8 inches
68"	8 ½ 8 ¾ inches
70"	8 5/8 to 8 7/8 inches
*See bow manufacturer's manual for initial settings	




Using our nocking pliers we will now attach the nocking bead. When the arrow is nocked on the string, it is always placed under the nocking bead. You also want the back end of the arrow as it leaves the bow string to be slightly high to help clear the arrow rest. Using our trusty bow or T-Square, we will position the nocking bead so that the bottom of the nock when the arrow is placed under the bead is approximately $\frac{1}{4}$ of an inch high (from the right angle that the T-square makes while sitting on the arrow rest). Once again, this is just a starting point. Use the pliers to squish or tighten down the bead so that it no longer moves. We will leave it where it is for now, though we will probably move it later when we get into fine tuning.

We will also put a bottom tie-in on the string later using serving material after we finalize the position for the nocking bead. Think of the bottom tie-in (which goes under the arrow) as a second nocking bead. The arrow then is sandwiched between the nocking bead and tie-in. This simple addition is guaranteed to improve your scores as it helps to prevent the arrow from moving up and down while being shot. Some archers use two tie-ins instead of the top metal bead to pick up a bit more speed from the bow.

The next item to check is the bow's top and bottom tillers. The riser has allen-head adjustment screws that allow you to set the top and bottom tiller (different screws for each). They will be locked down by the manufacturer and will need to be loosened to adjust the top or bottom tillers. Once again check the manual that came with the bow to see how the screws are adjusted and to get a starting point for the respective tillers. Usually you want more at the top of the riser that you do at the bottom (about a quarter of an inch). Once the tiller is properly set, the bow does not move up and down when the arrow is drawn back. It is amazing how much difference this can make.

You might as well go and fling a few arrows, before we set up the plunger; you know you are dying to. We'll talk about plungers, spring tension, limb alignment, center shot and match sticks next time. What do match sticks have to do with setting up a bow. You'll just have to wait until next month, stay tuned. "Same bat time, same bat channel".
Shoot well and shoot often JBD



CVA General MEETING MINUTES –February 26,2012

VICE PRESIDENT (Dave Dragon):

Dave reported that most of the paperwork he has been working on for the grant had been completed (Seabee's). Dave also noted that his contact, Master Chief Nesbit, is retiring. It is unclear at this point how the change in personnel will affect the grant process.

Dave will be calling to see about the possibility of a Reinhardt shoot at the range (the company comes out and helps set up the shoot, and also donates some 3D Animals).

Dave talked to Don Rabska again regarding the Easton Grant. There may be some concern about the range not being open all the time to the general public. Easton however has money that they have to spend. Our community involvement with the Boy & Girl Scouts, Saturday JOAD etc. may be enough.

Dave has talked with SAC and he is now an official member of their board. Reportedly there have been some new rule changes that will affect the Duel in the Desert Tournament.

Dave also reported that Rancho Simi put in six more archery stations at the Oak Park facilities. They would also like to have Dave offer more archery classes in the Simi Valley area (possibly at our range). Dave would insist that they kick some money the club's way however.

SCAA & CBH:

No report

RANGE CAPTAINS (Keith Murphy & Garry Magness):


Targets nineteen through twenty-eight have been sprayed for weeds. Keith will be picking up some more weed spray. The new stuff is a lot cheaper than Round-Up and seems to work just fine. A number of the target butts need some work.

TOURNAMENT CHAIRMAN (John Downey):

JBD reminded everyone again of the importance of getting the proper shooting style down on scorecards.

WEBSITE (Richard Carpenter):

AWOL - No report



CVA General MEETING MINUTES –February 26,2012

DRY & DUSTY (Richard Carpenter):

No report

The 2012 Dry & Dusty (Wet & Windy) is planned for March 18, 2012 and the flyer has gone out to CBH.

The lanes need to be sprayed well in advance of when the 3D Critters will be put out.

Dan, Richard, and JBD will do registration, and Richard will check our stock of medals (medals ordered).

Need to get copies of the Flyer and the upcoming ‘Traditional’ to Dave so he can drop some off at the other Archery Stores. (Electronic copies of each were sent to Dave)

TRADITIONAL TOURNAMENT CHAIRMAN (Bob Bombardier):

No report

The 2012 Traditional is set for May 5th & 6th, 2012

FUN IN THE SUN (John Downey):

In October and too far away to think about it

TOYS FOR TOTS (Rose Hoberg): Ditto

UNFINISHED BUSINESS:

Name Plates for the Memorial Bench (Rock) Plaque, scoreboard and target butt covers

GOOD OF THE ORGANIZATION:

We still need an additional repair party for 3D Animals.

We normally rent a tractor in April to clear the Flu-Flu area for the Traditional and for fence line clearing.

UPCOMING EVENTS:

CVA Club Shoot every 4th Sunday of the month.

Range Beautification Days (1st Saturday of even Months, next one is in February).

As always a full list of upcoming events is available in your CVA Club and CBH newsletters.

With no further business, the meeting was adjourned at 1:25 p.m.



“Critter’s to Love” Take 3

Last issue we left off with a failed “Spot & Stalk” hunt that took place in 1953, approximately six miles east of Gillette, Wyoming in the area of the “Wyo-Dak” or Wyoming Dakota Coal Mine, the world’s largest open pit mine at that time. It was my way of directing the conversation to the subject of hunting technique.

Spot & Stalk hunting was not a term we used in those days, it was just huntin’ then, and I was the only one locally who attempted antelope with a bow and arrow. As a small town we were fortunate to have a good archery club and I had great adult mentors/coaches with both shooting and hunting knowledge, but deer hunting is what one was supposed to do with the bow as far as the adults were concerned, not antelope. Antelope were everywhere and easy for a kid on foot to find, so for me antelope was not only the best game around, it was also a great deal of fun and accessible without adult transportation needed.

I did not keep track of how many times the Spot & Stalk Technique failed, it must have been 60 or 70 try’s at least but over the next four years it did result in many arrows launched and eventually three antelope fell to my efforts, no trophies as we think of them today, but my Mother was always grateful for the dinner fare and those great days afield were at the very core of my character building process.

The only other way known to hunt them was to play on their sense of curiosity, it also was rarely successful, but I tried it time and again. This method was an old pioneer trick, which gave it an allure all its own, because all us kids knew that the pioneers learned it from local Indians. A simple idea, tie a white handkerchief to a piece of sagebrush where antelope could see it for a long way (Indians used white feathers), tie a piece of twine to the same stalk and lay it out about twenty yards to your hiding place in some prairie depression and have the wind favorable, when antelope came within range (a half mile or so) you would pull the twine, waving the flag and hope a curious critter would come to check it out. I found it to work on occasion when the sun was low in the sky and in the Antelopes eye’s as he approached, making it more difficult for the “Critter” to identify what was waving. I was never

able to bring one into range of my forty-pound lemonwood longbow as they would usually lose interest about a hundred yards out, perhaps if I had used a monogrammed handkerchief they would have come close enough to read the initials? Perhaps -in another life.

Although the white feathers of my arrows did arouse the curiosity of one young buck and that led to his demise, it is a story that I will tell before we end this topic of hunting technique for antelope. We always knew that antelope would cross under the low wire on a fence at the same place every time, this habit was because antelope had never had obstacles which required jumping and it just was not in their thought process to do-so. These crossings were also usually in places where there was little cover for a bowhunter to hide, so we made little use of this knowledge. I did however have all these crossings memorized in my hunting area and would check them from time to time for evidence of current usage.

Glassing was an important part of antelope hunting, it too was a simple process, climb the nearest rise (we had a hard time calling them hills), approach the upper edge on your belly and scan the prairie for as far as you could see. Often more than one group of antelope would be visible and you would devise (or consider) an approach route from your position and eventually settle on the group with the most potential for closing the distance. These hunts/hikes if you will often meant a total of eight or nine miles a day of what I called "Prairie Wandering." It would be another twenty years before new ways to hunt antelope began to emerge. Those were also my Navy years and the years when I started my own family, so hunting had taken a back seat for some time while others were figuring out how to deceive antelope and get within bow range.

I do not remember the name of the bowhunter who first figured out that antelope water twice a day and on a fairly predictable timetable. I do remember when the articles started to appear about some guys who were digging pit blinds near watering holes and were becoming successful at bagging antelope with a bow.



This was not as easy as it sounds, as digging prairie gumbo is really hard work. When it is raining and the ground is soft - the antelope have no need to approach the watering hole, so most pit blinds were dug in the rain, even if spotted by a local herd - they were used to seeing ranchers working on a tank or windmill, so that activity was not alarming to them. Ranchers though were not thrilled with pit blinds, they tended to accumulate rattlesnakes and they had concerns that

cattle could wander into them in the dark of night. The pit blind had to be reasonably well hidden in sagebrush and be big enough to hold a sitting hunter and allow him to come to full draw, not so easy to accomplish. Also it would often take several days before the antelope accepted the change and began using the tank again, making it difficult for a hunter with time constraints to utilize.

Although this technique was successful it was not real popular until manufactured ground blinds became available and hunters began to realize that antelope were not bothered by a new/still structure for more than a few days.

Before ground blinds actually became the best way to hunt antelope - Mel Dutton of Faith, South Dakota began to experiment with decoying buck antelope during the rut. Through his writings and video's he created a bowhunting craze for antelope. The technique was fairly simple, but did require that a dominate buck had gathered his fall harem and was ready at a moments notice to drive off all contenders for the doe's in his harem. A hunt starts just as mine did in 1953 where you spot the herd from some distance, close that distance to about a hundred yards and here is where it gets tricky. This system is best done with two hunters, the hunter with the decoy is in front and the shooter trails just a few yards behind. You approach the last yardage on hands and knees and as the hunter with the decoy gets into a position where he can slowly raise the decoy into a position where the dominate buck can plainly see him, (usually on a small rise) the shooter must raise to one knee and be prepared to shoot over the back of the decoy when the dominate buck approaches. You can get away with a little movement here as a buck will expect to see some movement if there is a contender in range. Often the doe's will take off at this point but the dominant buck can close that 100 yards in about six seconds and be within 30 or 40 yards and begin to circle downwind.

. You will want to rotate the decoy so that a broadside is always presented to the dominate buck -who always wants to look the decoy in the eye. The shooter must be calm and prepared to release the second a good standing broadside shot presents itself. Even at forty yards with a modern bow, antelope's reactions are so quick that they can sidestep an arrow just as if it were in slow motion, so your hope is that he is so focused on the decoys eyes that he does not catch the arrow flight until it is too late.


This may be the most exciting way to hunt antelope and it does provide good action, but it is not easy. This technique will soon be replaced by a simpler and easier method, the modern ground blind, so.....

Next time we will continue this series with "life in a ground blind," as we explore some more details and techniques for hunting this "Critter to Love."

By Curtis Hermann



First Annual "Hunt Of A Lifetime" Charity 3D and Field Archery Shoot



Saturday, March 31-Sunday, April 1, 2012

The Ojai Valley Gun Cubs' 3D and Field Archery Range

50 Target Tournament 30 Targets Saturday 20 Targets Sunday

Onsite Registration

Course open to shoot

Friday, March 30, starts at noon

Saturday 9:00 AM- 1:00 PM

Saturday, March 31, 7:00 AM- 8:30 AM

Sunday 9:00 AM- 1:00 PM

Smoker Round

Saturday 3:00- 5:00 PM
\$5.00, one arrow

Awards and Raffles

Sunday, scores in by 2:00 PM
Awards start at 3:00 PM

Fees Family- \$55.00 Couples- \$ 45.00 Adult- \$ 40.00
Senior- \$ 35.00 Youth- \$ 20.00

One day shoot with no awards- less \$ 5.00 CBH or NFAA members- less \$ 5.00

NFAA Rules Apply

10-8-6 scoring

5-4-3 scoring in case of miss

longbow, recurve, selfbow, senior divisions no clickers, compounds, or sights

Meals available onsite at extra cost

Saturday : Lunch and dinner // Sunday : Breakfast and Lunch

For more info call Mike Cregan (805) 901-1784

or e-mail Mike at ojai.archery.club@gmail.com

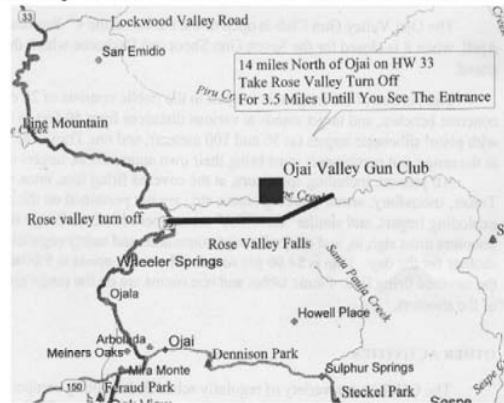
All Proceeds To Be Donated To "Hunt Of A Lifetime" Foundation

"Hunt Of A Lifetime" is a nonprofit organization with a mission to grant hunting & fishing dreams for children age 21 and under, who have been diagnosed with life threatening illnesses. We are doing what we can to make a difference in their life, a dream come true. But we need your help, we are looking for people interested in helping the kids live their dreams, without you, we can't give them the dreams they so desire.

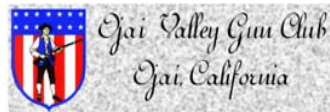


Directions

First Annual "Hunt Of A Lifetime" Charity 3D and Field Archery Shoot Saturday, March 31-Sunday, April 1, 2012 The Ojai Valley Gun Cubs' 3D and Field Archery Range



Name- _____
 Address _____
 City, State, Zip _____
 Phone _____



	No.	Total
Family- \$ 55.00	x _____	_____
Couple- \$ 45.00	x _____	_____
Adult- \$ 40.00	x _____	_____
Senior- \$ 35.00	x _____	_____
Youth- \$ 20.00	x _____	_____
One Day, No Awards- \$ -5.00	x _____	_____
CBH, NFAA member- \$ -5.00	x _____	_____
Total Included		\$ _____

All Proceeds To Be Donated To "Hunt Of A Lifetime" Foundation

"Hunt Of A Lifetime" is a nonprofit organization with a mission to grant hunting & fishing dreams for children age 21 and under, who have been diagnosed with life threatening illnesses. We are doing what we can to make a difference in their life, a dream come true. But we need your help, we are looking for people interested in helping the kids live their dreams, without you, we can't give them the dreams they so desire.





Calendar of Events

California Bowman Hunter Events

Mar 17th Oranco Bowmen Scalps & Skins 24 3-D targets

Mar 18th

Mar 18th Conejo Valley Archers Dry & Dusty Shoot 30 target, marked yardage 3-D

Mar 18th Riverside Archers Jungle Shoot 3D Marked 30 targets

Mar 25th CVA Club Shoot

Mar 31st/Apr 1st Kern River Archers Pow Wow 60 Hand Painted targets, marked

April 8th Oranco Bowmen Big Game Shoot 42 Unmarked 3D

April 15th Riverside Archers Pig Shoot 3D Unmarked changed: 42 targets 1 arrow

April 21st Mojave Archers Half Ass Novelty 30 Targets 2 Arrows

April 21st ADDED: Oranco Bowmen Scalps & Skins 24 3-D targets

April 22nd CVA Club Shoot

FITA/JOAD Calendar of Events

April 23rd U.S. Olympic Trials –2nd Nomination Shoot Chula Vista Ca
Easton Aluminum Archery Range

April 25th U.S. Paralympic Trials - Archery Chula Vista Ca
Easton Aluminum Archery Range

May 19th COTTON BOLL Classic* Tulare Ca
Tulare

August 8th 2012 So Cal Showdown Chula Vista Ca
Easton Aluminum Archery Range



FYI

LOGO CONTEST

Several of you have asked about updating our club logo. The CVA board has agreed and we are in the process of creating the rules around this contest.

Look for the official notification in April's Quiver!

Hello fellow archers, We will be having a work party this Saturday to put out animals and prepare for The Dry and Dusty (maybe Wet and Wild) tournament this Sunday.

We will be starting at 8 am Saturday morning. We should be finished by 10 am.

Please come out and help.

Richard Carpenter
Conejo Valley ArchersUSA
Archery Level 3 Coach

THIS MONTHS TRIVA QUESTION


Due to number of people that responded to last months question. I thought it would only be fair to put the names of the people that summit the correct answer in a hat for next months question and pick a winner.

Februarys winner is Steve Demski

The question was what is another name for Archery?

Answer Toxophily

This months question Neroli Fairhall of New Zealand mad Olympic history in 1984 by being the _____?



FYI

ARCHERY SPORTS USA

Archery Sports has a new beginning. Don Smith has partnered up with Michael Shaw of Accurate Conveyance Technologies to revamp Archery Sports into Archery Sports USA. The Grand reopening will be on Saturday March 31, 2012.

Come join the Don, Mike and the Archery Sports staff for hot dogs, hamburgers and refreshments to celebrate our rebirth. The festivities will begin at 10am and end at 5pm. Our new address is 6641 Santa Susana Pass Road Unit C Simi Valley , CA 93063

805 577 0335

Range Beatification days

Are the first Saturday of even months. April 7th is the next day. Please come out and help keep the range beautiful. Mark your calendars

Beware of Rattle Snakes

As the warmer weather comes out so do the rattle snakes. Be aware of rattle snakes and your surroundings

Range Maintenance

This is a gentle reminder to those that have adopted a lane or lanes.. As it has been raining the weeds have been growing. Please help to ensure lanes are wide enough for four shooters. . As always, thank you for your commitment to making our range a safe and fun place for everyone.


Adopt a Target Sign Up Sheet

Target #	Distance	Adoptor(s)
1	30 yrd. field 32 yrd hunter	William Bennett
2	20 yrd. field 19 walk-up hunter	Kevin Derry
3	35 ft. walk-up field 11 yrd hunter	Kevin Derry
4	80 yrd. walk-up field 70 yrd. walk-up hunter	Norman Rice
5	25 yrd field 28 yrd. fan hunter	Charles Thurber
6	55 yrd field 53 yrd walk-up hunter	Keith Murphy
7	45 yrd walk-up field 44 yrd hunter	Keith Murphy
8	15 yrd. field 15 yrd. walk-up hunter	Don Smith
9	65 yrd. field 64 yrd. walk-up hunter	Grace Getzen
10	40 yrd field 40 yrd. hunter	Steve Price
11	60 yrd field 58 yrd. walk-up	Bryan & Ashley Tanger
12	35 yrd fan field 36 yrd fan hunter	Carlos Parada
13	45 yrd field 23 yrd. walk-up hunter	Andrew Harding
14	50 yrd. field 48 yrd walk-up hunter	Bryan & Ashley Tanger
15	20 yrd field 19 yrd. walk-up hunter	Clark Pentico
16	80 yrd. walk-up field 70 yrd walk-up hunter	Stan Grigeles
17	55 yrd. field 53 yrd. walk-up hunter	Bryan & Ashley Tanger
18	35 ft. walk-up field 11 yrd. hunter	Laura Loya
19	25 yrd. field 28 yrd. fan hunter	Carl Ward
20	45 yrd. walk-up field 44 yrd. hunter	Jim Niehoff
21	30 yrd. field 32 yrd. fan hunter	Jim Niehoff
22	50 yrd. field 48 yrd. hunter	Robert Luttrell
23	65 yrd. field 64 yrd. walk-up hunter	Craig Nelson
24	60 yrd field 58 yrd. walk-up	Mike Krasowski
25	35 yrd. fan field 36 yrd fan hunter	Gary Magness
26	45 yrd. field 23 yrd. walk-up hunter	Paul Lisak
27	15 yrd. field 15 yrd. walk-up hunter	Charles Thurber
28	40 yrd. field 40 yrd. hunter	Richter Family
	20-40 yrd practice butts	
	20 yrd. practice butts by running pig	


Conejo Valley Archers
P.O. Box 3982
Thousand Oaks, CA 91359

*Remember with the
time change next club
meeting will start at
11:00 AM*

Reminder: Range Beautification Days
are the 1st Saturday of even months



CONEJO QUIVER



info@cvarchers.com
www.cvarchers.com

Monthly Newsletter

April 2012

From the Prez.

All CVA members,

The Pasadena Roving Archers (PRA) had their container broken into a couple of weeks ago and lost about \$3500 worth of equipment. CVA has given them a donation of \$1000 to help recover from the loss. The Easton Foundation is offering some replacement equipment. The public is also making money donations to get their program back on track. PRA is delighted with the public support they are receiving after this tragic event.



I went out to the PRA range this last Sunday and met with their President Gary Spiers. While there Gary and I shoot their roving range. We had discussions on how their container was robbed, and talked about archery clubs in general. Based on what happened at PRA, CVA is in the process of fortifying security on our containers and making sure we have adequate insurance coverage.

It was interesting talking to Gary about PRA. Even though both clubs focus on archery there is something very dynamic going on in Pasadena. The archery classes are mostly adults, the range is open to the public. They are not allowed to make “improvements” to the park and there is an occupancy limit on how many people can be in the park.

Gary and I agreed in principle that we will try to reach out to other clubs in the Los Angeles area and to promote each other’s events, look for other ways to get the clubs to interact, and promote archery in general. Some ideas are to have clubs come to other clubs regularly scheduled shoots and to run the flyers for their 3D shoots in our newsletter. It should be a lot of fun and an opportunity to meet other archers. If you have any ideas of how we might better interact, please let me know.

Now, go shoot your bow,
Clark Pentico
CVA President

We also had the Ventura County Star come out to JOAD a week or so ago and do a story about archery and the excitement the the media is creating. The article was in last Sundays paper, and featured a great photo of Prilentka and Wesley! I'm sure with all this and the great weather expected for this weekend we will be very busy at JOAD on Saturday!! All of this is great for our sport, and I know will help grow our JOAD program even bigger and add to the general membership of CVA which is also great!! I would like to take a moment to thank all of the Coaching staff and Instructors for your help and dedication, I got nothing but compliments on the great program and how helpful and professional our staff is! You all should be proud, I know I am, Thank You All, great job!!!!

So for now let's just enjoy the ride of excitement with our sport!! Because we all know it will fade soon once the media is done with it! But know also that the sport of archery has been around for centuries, and isn't going anywhere soon, and all of us who love archery will continue to teach, coach and promote our great sport wherever we can and keep it alive and thriving!!!

Hope to see all of you out there shooting soon!!

Coach Dave



CVA JOAD News



Hi All

Two adventurous souls showed up for testing this month. Owen Roberts and Robbie Hewitt. Both took the next step to becoming champion archers. Owen nailed his Archer pin with ease by acquiring plenty of points. He is a steady and tenacious shooter and shows great potential. Robbie wasn't having his best day but still accumulated more than enough points to grab his Bowman pin. Robbie is also a steady improving archer and will be a contender one of these days.

On another note, Chef Mike is going "shopping" this month and is planning on putting on the 6th JOAD BBQ Bash" come the end of this month. Details to follow. If you are interested in helping with the event contact Mike and I'm sure he will be able to help you out.

Since the movie "Hunger Games" has come out there has been an increase of interest and new shooters show up at our Saturday sessions. Along with this the private parties have also seen and increase in popularity. We need people to help with these private parties from 1-3pm after the normal JOAD sessions. You do not have to be an instructor to help out! There will always be an instructor to oversee the party. What we do need are volunteers to help get things started. The most time consuming part of the party is getting the new shooters set-up (handing out bows, arrows, fitting arm guards and finger tabs and explaining the safety rules and basic shooting techniques). If you can't stay for the two hour private party it would be helpful if you could give us fifteen minutes to get things rolling. Thanks in advance for your help. Well, that's about it for now...see you out there Saturday.

Tech talk with JBD

Last month we talked all about the various parts they we were going to need to assemble out new FITA Recurve or Olympic Style Bow. We briefly talked about arrows but did not actually pick a set yet. I going to change my plans a bit and discuss this in more detail than I had originally planned. It turns out that there are almost as many arrows available as “Carter has Pills”. Easton however, has a very useful Arrow Chart online that will help you to determine what arrow to order for whatever bow you have. Go ahead and pull up a copy of the chart using Google.com or your Search Engine of choice. Search for “Easton Archery Arrow Chart” and you will find the following link;

http://eastonarchery.com/uploads/files/52_target-sel-chart.pdf

If you pull this chart up you’ll notice that it covers both Compound and Recurve Bows. The Right side of the chart lists the various Bow Draw Weight Combinations for Recurve Bows, while the top lists the various Draw Lengths. O.K. Let’s see how well it works.

My son shoots a bow with a draw weight of 47 pounds at about 28 inches of draw. So what A/C/E arrow does the chart tell us that he should Shoot?

Correct Arrow Length for Target • Field • 3D											RECURVE BOW Bow Weight - lbs. Finger Release
22½" (57.2 cm)	23½" (59.7 cm)	24½" (62.2 cm)	25½" (64.8 cm)	26½" (67.3 cm)	27½" (69.9 cm)	28½" (72.4 cm)	29½" (75.0 cm)	30½" (77.5 cm)	31½" (80.0 cm)	32½" (82.5 cm)	
23"	24"	25"	26"	27"	28"	29"	30"	31"	32"		17-23 lbs. (7.7-10.4 kg)
23½"	24½"	25½"	26½"	27½"	28½"	29½"	30½"	31½"	32½"		24-29 lbs. (10.9-13.2 kg)
00	01	02	03	T1	T2	T3					30-35 lbs. (13.6-15.9 kg)
01	02	03	T1	T2	T3	T4	T5				36-40 lbs. (16.3-18.1 kg)
02	03	T8	T2	T3	T4	T5	T6	T7			41-45 lbs. (18.6-20.4 kg)
03	T1	T2	T3	T4	T5	T6	T7	T8	T9		46-50 lbs. (20.9-22.7 kg)
T1	T2	T3	T4	T5	T6	T7	T8	T9	T10		51-55 lbs. (23.1-24.9 kg)
T2	T3	T4	T5	T6	T7	T8	T9	T10	T11		56-60 lbs. (25.4-27.2 kg)
T3	T4	T5	T6	T7	T8	T9	T10	T11	T12	T13	61-65 lbs. (27.7-29.5 kg)
T4	T5	T6	T7	T8	T9	T10	T11	T12	T13	T14	66-70 lbs. (29.9-31.8 kg)
T5	T6	T7	T8	T9	T10	T11	T12	T13	T14		71-76 lbs. (32.2-34.5 kg)
T6	T7	T8	T9	T10	T11	T12	T13	T14			
T7	T8	T9	T10	T11	T12	T13	T14				

Use X10. ProTour or ACE suitable in shaded areas above.

Looking at the chart it looks like a “Group T7” arrow could be about right. Notice though that the draw weight steps go up by 5 pound increments. A forty-seven pound draw is real close to forty-five which is the step above, and in this case would be a “T6”. Suppose your draw weight length was 27 ½ inches. What would you pick then? The point of this is that the chart is just the beginning in the pursuit of the perfect bow and arrow combination. So we have it narrowed down it down a bit

					1816	0.756	75	9.3	270
Group T6					Group T7				
*570•620R	0.570•0.620	A/C/E	6.3	183	*520•570R	0.520•0.570	A/C/E	6.7	194
*550•600R	0.550•0.600	X10	7.5	218	*500•550R	0.500•0.550	X10	7.8	226
570	0.570	ProTour	6.9	201	520	0.520	ProTour	7.3	210
*540•610R	0.540•0.610	A/C/G	7.7	223	*540•610R	0.540•0.610	A/C/G	7.7	223
3L-18	0.620	A/C/C	7.5	218	3-18	0.560	A/C/C	7.8	226
600	0.600	Carb1	6.9	201	3-28	0.500	A/C/C	8.1	235
500	0.500	LSpd	6.5	189	550	0.550	Carb1	6.9	201
500	0.500	FB	7.1	206	500	0.500	LSpd	6.5	189
2013	0.610	75	9.0	261	500	0.500	FB	7.1	206
2014	0.579	X7	9.6	278	2212	0.505	X7	8.8	255
1916	0.623	75	10.1	293	2114	0.510	X7, 75	9.9	287
					2016	0.531	75	10.6	307


Looking at this part of the chart it appears that the appropriate T7 A/C/E arrow would be a 520 or a 570 (the first listed is the preferred one, at least according to Easton). If we were looking at a Group T6 it would be a 570 or 620. What does this tell us? One thing it tells us is that A/C/E arrow numbers get smaller as the bow pound-age (stronger arrow spine) goes up.

According to the chart, the perfect A/C/E arrow for a 28 inch draw at 47 pounds of draw should be a 520, right? So what arrow has my son found to shoot the best for him? After a fair amount of testing my son found that the 570 A/C/E arrows shoots best for him. In other words a 520 A/C/E would be too stiff. Many archers also find that the arrow that the charts recommend to be too stiff.

Many archers also find that the arrow that the charts recommend to be too stiff. One of the things that should also be mentioned is that the arrow point weight makes a difference to the arrow spine. It is not uncommon to find point weights in the 60 to 120 grain point range. My son uses 120 grain points in his arrows, which weakens the spine even more.

If you came away from this with nothing else, remember that the charts are just the beginning. Be prepared to do some testing if you really want to find the optimum perfect arrow for your bow. More to come

...
Shoot well and shoot often JBD



Club Trophy (Best Five Handicapped Scores)

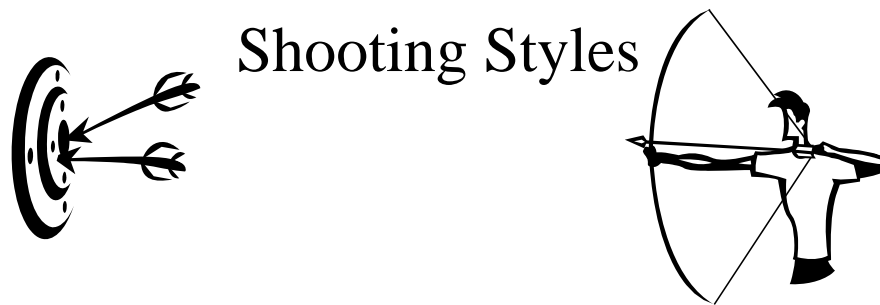
At the top (for now) is Keith Murphy with a 538.6 average

NAME	AVG	STYLE
Keith Murphy	538.6	BHFS
Clark Pentico	536.8	FS
Steve Price	509.6	FS
Norman Rice	498.8	FS
William Bennett	497.8	BHFS

Top 10 Handicapped Scores

In consideration of Keith's 538.6 handicapped point average above, I thought it might be interesting to show the top ten handicapped scores on the books right now. At the top is Kevin Derry's 581. You will notice however that Doritina Pentico has three of the top ten scores currently (she's averaging 570). Things could get real interesting soon.

NAME	HSCORE	SCRATCH	STYLE	DATE
Kevin Derry	581	432	BHFS	2/26/2012
Jim Niehoff	578	425	FS	1/22/2012
Doritina Pentico	577	439	FS	3/25/2012
Doritina Pentico	572	353	FS	1/22/2012
Clark Pentico	563	530	FS	1/22/2012
Doritina Pentico	563	374	FS	2/26/2012
Keith Murphy	562	530	BHFS	1/22/2012
Craig Nelson	555	437	BHFS	2/26/2012
William Bennett	555	464	BHFS	1/22/2012
Keith Murphy	552	522	BHFS	3/25/2012



Shooting Styles

Don't forget to put your style of shooting on your scorecard.

Styles are as follows:

Freestyle Unlimited (FS) - Allows for the use of virtually all types and styles of equipment and aids, including mechanical releases, movable sights, scopes, long stabilizers, etc.

Freestyle Limited (FSL) – Same as Freestyle unlimited above, except that mechanical releases are **not** allowed.

Barebow (BB) – No sighting devices or mechanical releases allowed. String walking (or multiple anchor points) **is** allowed.

Bowhunter Freestyle (BF) – Must use fixed pin sights with no more than **5** pins that **cannot** be adjusted during a tournament. Length of stabilizer limited to 12" max. Mechanical releases are permitted.

Bowhunter Freestyle Limited (BHFSL) – Same as Bowhunter Freestyle Unlimited above, except that mechanical releases are not permitted. Fingers **may** be protected by gloved or finger tabs.


Bowhunter (BH) – No sights or mechanical releases. Length of stabilizer limited to 12" long. Must use a single anchor point and string walking is **not** allowed.

Traditional Styles: (please start one on your score card)

Longbow (LB) – No sights, stabilizers, or mechanical releases allowed. Single anchor point only.

Recurve (RB) – No sights, stabilizers, or mechanical releases allowed. Single anchor point only.

Selfbow (SB) - No sights, stabilizers, or mechanical releases allowed, Single anchor point only.



CVA General MEETING MINUTES –March 2012

SCAA & CBH:

The Pasadena Roving Archers Club is using their May 20 event as a “Fund Raiser” (due to their break-in).

The State Broad-Head Shoot will be happening soon.

A motion was made and carried to spend \$200 on raffle tickets at the upcoming event.

RANGE CAPTAINS (Keith Murphy & Garry Magness):

The last of the shooting stakes are now in courtesy of Keith and Garry (all are within 6 inches of where they should be). We will be ready for our range inspection soon.

We need to do some tractor work on the range again to keep weeds down.

TOURNAMENT CHAIRMAN (John Downey):

JBD reminded everyone (again) of the importance of properly filling out score-cards.

JOAD (Mike Broder, Richard Carpenter, John Downey & Dave Dragan):

Been busy, like gang-busters (we had 75 to 80 folks come out last weekend to shoot in the drizzle).

We had another special event (birthday party). They sent us a nice email back.

We have three more scheduled parties in April coming up.

WEBSITE (Richard Carpenter):

We had some problems loading flyers on the website recently, but Richard has it fixed now. Apparently someone loaded a “compromised” file up on the website.

PUBLICITY (Robert Luttrell): No report

TELEPHONE COMMITTEE (Chuck Thurber & Lisa Champigny):


Lisa received just a few calls this time around.

FIELD TARGET CHAIRMAN (Keith and whoever):

We need to paste up a bunch more targets.

CONSERVATION:

Curtis Hermann’s story of an elephant’s hair given to one of his friends by Howard Hill (reportedly plucked from the elephant’s behind) was told. Curtis really needs to submit the story to Robert for the Quiver. The ‘Hair’ and background story is reportedly going to the Archery Hall of Fame courtesy of Curtis.



“Critter’s to Love” Take 4

On this final installment on the techniques of hunting the “Pronghorn Antelope,” we will focus on the ground blind. Proven to be the most successful method for harvesting this “Critter to Love,” it is still not without it’s challenges and in need of a few hints to help the bowhunter be successful, so let us discuss the in’s & out’s of dealing with and living in a ground blind.


You have all seen the pictures in the hunting magazines, ground blinds near waterholes (sticking up like a huge mushroom in the prairie) as though there is nothing more to it than that, not quite true.

THE WIND HAS SOME RULES THAT MUST BE OBEYED!

Like any game animal you still have to pay some attention to the wind, fortunately prairie wind is usually very dependable in two ways, it usually comes out of the west and will arrive at mid-morning and last until early evening (antelope hunting hours). Prairie wind can be strong and will move the fastest arrow to the side more then you think over a twenty-yard stretch, so you want to avoid a crosswind if you want to connect arrow to antelope.

Most watering holes will have several approach routes (trails) and you will find that single or double antelope play the wind more so than a larger herd, so the direction of the wind on any given day will tell the antelope which trail he should use to make his approach. Even though an antelope has magnificent eyesight as his first defense - he rarely ignores his nose!

If you are having hot days (good thing) with high pressure moving in a clockwise direction your breeze should come from the N-NE direction as the weather moves west to east. A low pressure (cold wind/rain possible) the wind moves counter-clockwise and may come from the S-SW as the weather moves from westerly to east/north east. I mention this only because antelope season (as well as the rut) coincides with the afternoon thundershower season on the prairie. Should afternoon rains hit, you can leave your blind, as antelope will water from the leaves and never approach the watering hole for that day.



The above may seem a little confusing until you have experienced the process, so to simplify, place your blind downwind with the shooting window facing the water. This means that some singles or doubles may approach from behind your blind and catch you by surprise but it often means a very close shot, with the breeze at the back of the blind your arrow flight is effected the least.

Almost any watering hole will do, or will it? Well that depends on the hunter and his goals. Choosing a watering hole is not difficult but often choices between several watering holes are available and making the best choice can be critical. Simply put, once a waterhole is found you must find a herd nearby (within a mile or so) and examine the buck, if he is suitable and it appears that the water hole you have chosen is the most likely hole for him to use, then you proceed with blind set up.

Water holes, antelope, ranchers and pickups are all a part of prairie life, so antelope are not necessarily alarmed by an approaching pickup at a nearby water hole. They are however curious, so here is a tip that is more helpful than it first appears. The pickup should have two people in it, it should approach the waterhole so that the drivers side of the pickup faces the antelope herd, stop the truck between the waterhole and the antelope herd and close to the sight where you want to place the blind. The driver exits the truck and plays with things in the pickup-box; the hunter slips out the passenger side and erects the blind.

This same process takes place when dropping off a hunter to the blind or picking him up. Antelope will be watching, they expect ranchers at water holes and around trucks and will not be alarmed and will not seem to notice anything particularly unusual about the scene or about the blind that is left behind. This works, so do not dismiss this hint.

Inside the blind is going to be your world, so give this environment some thought, as you will spend many hours in residence. Your chair needs to be easy to get out of or easy to shoot from, this means not too low. The area around your feet needs to be scraped down to soft dirt, you may need kneepads for a kneeling shot (easier than a sitting shot). A small two foot square piece of carpet is another option.

A small cooler with a sandwich, snacks and non-alcoholic drinks along with a paper back novel or some bowhunting magazines. A handy empty milk jug as a pee bottle is a good idea, more serious business may require you to exit the blind, try to do so when no antelope are not in view.


Today many bowhunters add a lightweight video camera as well. You will often set up this item with just the lens sticking through the window next to the shooting window. Last item is a white handkerchief, this is a signaling devise for your outfitter, hunting partner or spouse who should be checking your blind from a high point from far away and will come in the pickup when they see it tied to the top of the blind. This signal means an antelope has been shot or that it is time to come in from the hunt in the case that your presence has been found.

The choice of a blind can also be critical, particularly if you choose to use traditional recurves or longbows; as these require a taller blind to accommodate their extra length. I like a 74" tall blind for my traditional bows; compound shooters can often get away with a 67" tall blind. Tall blinds require extra tie downs attached to the top for stabilization.

Antelope do not like movement and a blind that moves about in the wind will make an antelope too nervous to come into water.

My friend Stephen Spencer from Indiana who hunts antelope on the Wyoming prairie - found his blind in a batch of tumble weeds some 275 yards from its original position last season, prairie and wind are constant companions and not tolerant of the standard tie downs that often come with the blind, make sure yours are strong and in good condition.

A blind must be kept as dark inside as you can get it and that means that most of your windows must remain in a zipped up position. Here is how I do it; each window (except the window I intend to shoot from) is zipped up leaving only a two-inch triangular viewing hole in one corner. As I read my novel and reach the bottom of the page, I then stop and put one eye up to each small triangular hole around the blind and study the terrain for as far out as I can see. I have still had antelope walk by the blind at less than 10' that I did not see come in, but for the most part this works very well and does not alarm antelope that often stare into the shooting window looking for movement. The lowered flap from the shooting window must be inside the blind, if it is on the outside and flaps in the breeze it will alert the antelope and discourage their approach. Also compound shooters must check and see that the arrow will clear the bottom of the window when you release. Almost every blind an outfitter owns will have broadhead holes below the shooting window because the hunter did not check that the arrow will clear when the pin is on the antelope.



Antelope have big lungs and a small body, they go down pretty easy when hit in this area, so you don't need a lot of bow weight (40#-55#) and an arrow weight of 450 grains - is usually sufficient to get the job done. Speed is a benefit as is a really good range finder!

The last item is: "What you expect to see while in the Blind" -knowing the habits of antelope can make this a lot easier. Often a herd of antelope will remain within sight of their favorite watering hole all day, this distance may be close to a mile away, making you think that you will have plenty of warning before they approach water.

Here is how it generally will go. You read your book looking up every few paragraphs to see if the antelope are still on that far hill. Some where around 10:00 AM the lead doe will start to head in your direction and the other antelope fall in behind her in a loose line, this will happen suddenly without warning (usually when your in the middle of a page), you will look up from you page and they will have closed the distance by half. You must now put your book down, get into position for a shot, make sure there is nothing on the blind floor that will be in the way, prepare the camera, take a few deep breaths and try to keep all movement to a minimum then look out the window. Now the lead doe is at eighty yards and stopped with the herd behind her, she will now study the waterhole and the blind for several minutes until satisfied that all is safe. She will then send in several does, they will come in on a trot, once they have begun to water she will send in the buck who will place himself in a position where the other does are between himself and the blind. The lead doe will then trot in with the other antelope and she will try to provide cover for the buck with her body.

This is critical, when the buck begins to water he will lower his head and as his nose touches the water he will instantly jerk his head up and look for the movement of a predator (or at your shooting window) and will study his surroundings before lowering his head again. The bowhunter must wait until he hears the buck actually drinking - it is loud enough to hear at twenty yards. More bowhunters blow a hunt at this moment than at any other and get caught at mid-draw by a sharp-eyed buck. Antelope are serious drinkers, they drink fast and do not dilly-dally about, once done they move immediately away from the waterhole.


So from hours of nothing and then suddenly the opportune moment has arrived and now you are taking pictures of your kill and your head is spinning with the flurry of it all, that is antelope hunting, that is why he is a “Critter to Love.”

The sun was getting low in the afternoon sky, I was still six miles from home and my last stalk had ended in a missed shot, the antelope had won one more time. Walking towards home with a white fletched broadhead arrow in one hand and my sharpening file in the other, I followed a known cow path to the southwest. In my mind the hunt was done, so with longbow tucked under my left arm and the broadhead arrow in my left hand I moved the file across the edge as I walked along. Satisfied that I had returned the edge of the broadhead to hunting sharpness, I stopped to remove my back quiver and place the file in its sheath next to the quiver pocket.

It was at that moment that I noticed a young buck antelope bedded about 80-90 yards away on a hillside, he was watching my form and seemed unalarmed by it, that was strange, I thought, then I realized that it was because the low sun was just over my shoulder and was dead into the antelopes eyes.

Antelope are curious creatures with magnificent eyesight (estimated to be about the same as having a pair of 8x binoculars permanently attached to your head,) making looking into the low afternoon sun very difficult.

We didn't know about staying within your own effective shooting range in those days but I did know that the antelope knew that if I attempted to close the distance; he had more than enough lead to leave me far behind, he was curious and without fear of danger, young and foolish to be sure. I considered my options, I reached over my shoulder catching the nock of my arrow, drew the white fletched cedar shaft from quiver to bow and came to full draw, focusing with steady confidence I released that arrow and watched the high arc to where it penetrated the prairie just ten feet short of the bedded antelope. There before my very eyes that young buck slowly rose from his bed and walked over to sniff that arrow! I'm sure the look on my face was a site to see, but at the same time it occurred to me that if I dropped another arrow in front of him he just might want to sniff that one too!



Conejo Valley Archers LOGO CONTEST

A few members have asked that we bring our club's logo into the 21st century. The board voted and agreed, and now we need your help! We will be holding a contest for the design of our new club logo. All entries, including our current logo, will be put on a ballot for voting. The vote will take place at the July Club Meeting. The logo should be easy to read and identify and should be submitted in color. Please keep in mind that we will use color for most applications, but B/W for non-color printed documents (e.g. score cards, shoot rules, etc...), and that color sometimes does not transfer to B/W very well.

There are 2 ways to enter:

Email your logo entries to editor@cvarchers.com in PDF format. Please remember to include your name and telephone number.

Submit your logo entry to any board member, or bring it to the JOAD range on Saturdays or submit at the monthly club meetings.

Entries should be submitted no later than July 15th, 2012.

We will announce the winning logo at the July club meeting. Winner gets bragging rights but that's about it.

All entry material becomes the exclusive property of CVA and will not be returned.

Any and all intellectual property rights in ownership of the winning submission will be deemed transferred.

CVA, and/or all others authorized by CVA, shall have the right to edit, adapt, and modify the winning submission and use the winning submission in whatever manner CVA deems appropriate.

CVA is not responsible for late, lost, stolen, misdirected, damaged, incomplete, or illegible entries; or entries that are lost due to computer, internet, or electronic malfunction.

Good Luck to everyone!!!!!!!!!!!!!!!!!!!!!!!!!!!!!!

A few of you might have noticed the new yellow markers on the 28 target field range. They are for our new animal round.

I.A.3. NFAA/IFAA Animal Round

I.A.3.a. Standard Unit. A standard unit for the Animal Round consists of a single "scored" shot at 14 different targets. A maximum of three arrows may be shot at each target, but only the arrow scoring the highest value is counted. The 14 targets consist of (see I.A.3.b. for target descriptions):

Three, Group 1 targets at marked distances varying from 60 yards down to 40 yards.

Three, Group 2 targets at marked distances varying from 45 yards down to 30 yards.

Four, Group 3 targets at marked distances varying from 35 yards down to 20 yards.

Four, Group 4 targets at marked distances varying from 20 yards down to 10 yards.

Group 1 and 2 targets are 3-position walk-ups, with the intervals generally 5 and 3 yards, respectively. Group 3 and 4 targets are single-position.

I.A.3.b. Targets. Each animal target has two scoring areas — a "vital" or "kill" zone, and a "non-vital" or "wound" zone. The higher scoring vital areas are oblong in shape and have the following "rough" dimensions (NFAA and IFAA slightly different) for each of the four Groups:

Group 1: 9 x 14 inches. These targets include black bear, grizzly, moose, deer, caribou and elk.

Group 2: 7 x 10 inches. These targets include small black bear, antelope, ram, small deer, mountain lion and wolf.

Group 3: 4 x 7 inches. These targets include raccoon, javelina, wildcat, coyote, turkey, fox, goose and pheasant.

Group 4: 2¼ x 3½ inches. These targets include duck, turtle, grouse, rock chuck, wood chuck, skunk, jack rabbit and crow.

The lower scoring, non-vital, scoring zones have identical areas in each group, but are shaped to fit the particular animal.

I.A.3.c. Summary of Shooting and Scoring Rules. A maximum of three, marked arrows may be shot, in order, at each target. For the Group 1 and 2 walk-ups, the first arrow is shot from the farthest stake, the second arrow from the middle stake, and the third arrow from the nearest stake. If the first arrow scores (either vital or non-vital), then there is no need to shoot the second arrow. If the first arrow misses, and the second arrow scores, then there is no need to shoot the third arrow. The third arrow is shot only if the first and second arrows are suspected misses. In no case can anyone walk up to a target, and then walk back to shoot a second or third arrow in the event of a missed shot. If you're not sure you scored, then always shoot the next arrow! For Group 3 and Group 4 single-position targets, the second and third shots, if needed, are shot from the same stake as the first shot.

The scoring is as follows:

1st arrow vital – 20 points.

1st arrow non-vital – 18 points.


2nd arrow vital – 16 points.

2nd arrow non-vital – 14 points.

3rd arrow vital – 12 points.

3rd arrow non-vital – 10 points.

As with the Field and Hunter Rounds, a perfect score for a 14-target Animal Round is 280 points.



CONEJO VALLEY ARCHERS ANNUAL DRY & DUSTY 3-D SHOOT

**SUNDAY June 3rd, 2012
30 TARGET MARKED YARDAGE 3-D**

ADULT STYLES
FS, FSL, BHFS, HFSL, BH, BB
FITA Recurve - LB Longbow)
RB (Recurve) -SB (Selfbow)

REGISTRATION
7:45 am TO 8:45 am
SHOOT STARTS AT 9:AM

YOUNG ADULT
YOUTH/CUB STYLES
Sight or Non-Sight



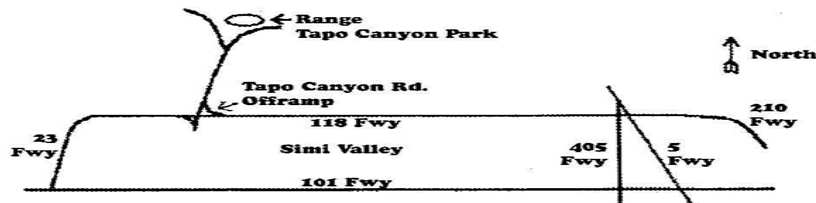
Adults	\$18
Family*	\$30
Couples	\$25
Seniors (60+)	\$12
Young Adults (15 - 17)	\$15
Youths (12 - 14)	\$10
Cubs (under 12)	\$ 8

2 ARROWS
Marked Yardage
10 - 8 - 5 SCORING

DIRECTIONS TO RANGE

(*Includes Husband,
Wife, and Dependent
children under 18)

TAKE THE 118 FREEWAY INTO SIMI VALLEY. EXIT AT TAPO CANYON. GO NORTH ON TAPO CANYON ROAD 3 MILES TO TAPO CANYON PARK, TURN LEFT INTO THE PARK. THE RANGE IS INSIDE THE PARK TO THE LEFT AS YOU ENTER.



FYI

THIS MONTHS TRIVA QUESTION

Mays question Neroli Fairhall of New Zealand mad Olympic history in 1984 by being the _____?

Answer Neroli was the first athlete in a wheelchair to complete at a 'regular' Olympic.

Congrats to Chuck Thurber

Aprils question In 2008 what were the largest arrows produced in the United States

Range Beatification days

Are the first Saturday of even months. June 2nd is the next day. Please come out and help keep the range beautiful. Mark your calendars

Beware of Rattle Snakes

As the warmer weather comes out so do the rattle snakes. Be aware of rattle snakes and your surroundings

Range Maintenance

This is a gentle reminder to those that have adopted a lane or lanes.. As it has been raining the weeds have been growing. Please help to ensure lanes are wide enough for four shooters. . As always, thank you for your commitment to making our range a safe and fun place for everyone.

Adopt a Target Sign Up Sheet

Target #	Distance	Adoptor(s)
1	30 yrd. field 32 yrd hunter	William Bennett
2	20 yrd. field 19 walk-up hunter	Kevin Derry
3	35 ft. walk-up field 11 yrd hunter	Kevin Derry
4	80 yrd. walk-up field 70 yrd. walk-up hunter	Norman Rice
5	25 yrd field 28 yrd. fan hunter	Charles Thurber
6	55 yrd field 53 yrd walk-up hunter	Keith Murphy
7	45 yrd walk-up field 44 yrd hunter	Keith Murphy
8	15 yrd. field 15 yrd. walk-up hunter	Don Smith
9	65 yrd. field 64 yrd. walk-up hunter	Grace Getzen
10	40 yrd field 40 yrd. hunter	Steve Price
11	60 yrd field 58 yrd. walk-up	Bryan & Ashley Tanger
12	35 yrd fan field 36 yrd fan hunter	Carlos Parada
13	45 yrd field 23 yrd. walk-up hunter	Andrew Harding
14	50 yrd. field 48 yrd walk-up hunter	Bryan & Ashley Tanger
15	20 yrd field 19 yrd. walk-up hunter	Clark Pentico
16	80 yrd. walk-up field 70 yrd walk-up hunter	Stan Grigeles
17	55 yrd. field 53 yrd. walk-up hunter	Bryan & Ashley Tanger
18	35 ft. walk-up field 11 yrd. hunter	Laura Loya
19	25 yrd. field 28 yrd. fan hunter	Carl Ward
20	45 yrd. walk-up field 44 yrd. hunter	Jim Niehoff
21	30 yrd. field 32 yrd. fan hunter	Jim Niehoff
22	50 yrd. field 48 yrd. hunter	Robert Luttrell
23	65 yrd. field 64 yrd. walk-up hunter	Craig Nelson
24	60 yrd field 58 yrd. walk-up	Mike Krasowski
25	35 yrd. fan field 36 yrd fan hunter	Gary Magness
26	45 yrd. field 23 yrd. walk-up hunter	Paul Lisak
27	15 yrd. field 15 yrd. walk-up hunter	Charles Thurber
28	40 yrd. field 40 yrd. hunter	Richter Family
	20-40 yrd practice butts	
	20 yrd. practice butts by running pig	



Calendar of Events

California Bowman Hunter Events

May 5th Oranco Bowmen Scalps & Skins 24 3-D targets

May 5th/6th Conejo Valley Archers 21st Annual Traditional Challenge

May 12th Cherry Valley N. Amer. Big Game-42 targets 21 marked/21 unmarked-2 arrows

May 13th Pasadena Roving Archers 15th Annual Oak Tree 3D-42 targets, 1 arrow

May 19th Oranco Bowmen Scalps & Skins 24 3-D targets *Rangefinder Optional”

May 19th/20th Mojave Archers Snake Shoot Invitational 3D marked 60 targets

May 20th Riverside Archers Deer Hunt 3D unmarked 25 targets 2 arrows

May 27th **CVA Club Shoot**

June 3rd Mojave Archers Pirate Shoot Novelty 30 targets 2 arrow

June 3rd **CONEJO VALLEY ARCHERS ANNUAL DRY & DUSTY 3-D SHOOT**

FITA/JOAD Calendar of Events

April 25th U.S. Paralympic Trials - Archery Chula Vista Ca
Easton Aluminum Archery Range

May 19th COTTON BOLL Classic* Tulare Ca
Tulare

August 8th 2012 So Cal Showdown Chula Vista Ca
Easton Aluminum Archery Range



Your CVA Officers

President	Clark Pentico	(805) 630-1749
Vice President	Dave Dragan	(805) 218-5912
Secretary	John Downey	(805) 527-4894
Treasurer	Dan Dix	(805) 376-3568
Board Members	John Brix Keith Murphy Kurt Hoberg Laura Loya Chuck Thurber Chris Champigny	(805) 523-2428 (805) 558-9312 (805) 552-9934 (805) 306-9761 (805) 497-4587 (661) 310-9676
Range Captains	Stan Grigelis Keith Murphy	(805) 520-7748 (805) 558-9312
Editor	Robert Luttrell	(805) 490-8601
CVA Answering Service		(805) 530-1339

Newsletter Deadlines


Copy for articles, notes, and classified adds are due by the 3rd Friday of each month. Classified adds are free for club members.

Send to: Robert Luttrell
15165 Marquette St #B
Moorpark Ca 93021
(805) 490-8601
E-mail me at editor@cvarchers.com


Conejo Valley Archers
P.O. Box 3982
Thousand Oaks, CA 91359

*Remember with the
time change next club
meeting will start at
11:00 AM*

Reminder: Range Beautification Days
are the 1st Saturday of even months



CONEJO QUIVER



info@cvarchers.com
www.cvarchers.com

Monthly Newsletter

June 2012

From the Prez

To all CVA members,

The Dry and Dusty finally happened on a dry day. Richard Carpenter did an excellent job putting it together and everyone that I talked to said they had a great time. I even had some people at the California State Archery Championships in Long Beach comment to me on how much they enjoyed shooting at CVA. If you enjoyed it, let Richard know, as it takes a lot of time to organize and put on an event like this.



With the summer movies coming out with archers, there are a lot of new people coming out to JOAD on Saturday mornings. To help alleviate the congestion at the shooting line there are several things you can do to help. First of all, if the 5 and 10 meter lines are packed, please consider the 18 meter line if you are ready for the distance. I would also recommend that you get there early so you can help avoid the crowds (usually around 11:00 to 12:30ish). After you have shot, it would be great if members could help the coaches. There are a lot of things that need to be done from general safety instructions, outfitting the participants with gear, take some of the advanced archers to the roving range, etc... If you can give 30 minutes after you shoot to help out it would really make a difference. Please contact any of the JOAD coaches to see how you can help. Also, if you are interested in becoming a certified coach; see Coach Mike about the next class.

Also, you might notice in the next few weeks, we will be revamping a few policies and procedures at JOAD in order to better service the participants. Some of the changes will be obvious like signs that clearly state some of important policies and procedures and some not so obvious changes like paperwork and administrative processes. If you can think of items that would improve the program please, bring it to the attention of Coach Dave and we will take it into consideration as we continually improve the JOAD program. Shoot straight, shoot strong,

Clark Pentico
CVA President


which we all agree is very good for our sport but is bringing to light some problems we have never before encountered. All of the main Coaches at JOAD and our board of directors are working on some new directives and information that will be available soon on the Web site and in a hand out form to help inform our guests and increase the Archery experience at Conejo Valley Archery!!

So to all members as you come into contact with people that are interested in Archery and you tell them about our great club and all we have to offer. Please direct them to the web site, or our phone contact Lisa Champigny, or if they are interested in Saturdays JOAD they can contact me directly at my email or phone - daddyodragan@yahoo.com or 805-218-5912 anytime.

The important thing here everyone is that we are getting people the correct information so they can come out and enjoy our beautiful range and learn about our sport!!! If you as members need to know more of this information, you can attend any monthly club meeting (last Sunday of the month) or contact any board member and we will be happy to clarify it for you. And there is always the Quiver, if you are reading this you are already better informed!! So remember we are as members all ambassadors of CVA and as such should take the time to know our club and how it works and who to contact if you need help in directing a possible new member so they will have a great and memorable Archery experience at CVA!!!

Thanks everyone, enjoy the great weather, have fun shooting and always be safe!!!

All My Best,
Coach Dave



CVA JOAD News



Hi all,

Well, school is just about out for everyone and summer is here! Yeah! We have been bulging at the seams every Saturday due to the popularity of the archery movies that have come out recently. Thanks to all who have been helping with not only the normal JOAD sessions but also to those who have continued afterwards to help with the private parties. Thank you, thank you and thank you! If you are new to our facility and would like to help, please let one of the coaches know and we will certainly accommodate. Again, you do not have to be a coach or an expert archer to help...just a willingness to pitch in!

Our 5th Annual JOAD BBQ Bash was a great success! It just keeps getting better and better. Chef Mike and crew out did themselves again. There was a great variety of sausages, salads and deserts. Everyone had a great time and certainly enjoyed the food. Comments were flying all over the place as to how great everything was! Thanks again Chef Mike and crew.

Mike will continue to take those who are interested in "going shopping" out to give them the opportunity to experience the finer points and enjoyment of the sport. This is almost a lost art and many new folks to archer have no way of knowing how to go about getting involved. This program is for advanced archers who are serious and mature enough to handle this part of the sport. If you're interested please see Mike for more information.

That's it for now...we had no one test this month so there are no results to report...see you out there next Saturday.

Coach Mike

Tournament News

Disney-PIXAR BRAVE Tournament

The Pasadena Roving Archers and the City of Pasadena Parks and Recreation Department presented the Disney-PIXAR BRAVE Youth Archery Tournament on Sunday June 10, 2012.


This event was a benefit for the Pasadena Ronald McDonald House. Archers from ages 8-16 competed in Central Park in downtown Pasadena. Local officials were a bit concerned about allowing archery in the public park but due to the great work of the Pasadena Roving Archers in creating a very safe environment and the obvious attitude of our tournament archers, their worries were soon dismissed and they understood a bit more about how safe a sport this can be.

Four shooters were there to represent our JOAD club. James Nauert had his first tournament bid at this challenging 30/20 yard British Short Round event. (The event was shortened due to park availability/ time constraints) 30 yards was a bit far for most of the younger archers but they all persevered and when the targets moved to 20 yards they were doing fantastic. James scored 218 points, raising \$28.10 for the charity.

Emily Nauert also getting back into the tournament scene scored a very respectable 415 out of 500 raising \$41.50 for the charity.

Tournament pro Wesley Richter shot an impressive 255, winning the first place award for his division. Brother Connor also shot well scoring a 385 and together raising \$114.00 in pledges.

All of the archers are still able to accept pledge donations and would love to have you sponsor them. Thanks to our JOAD club for sponsoring all 4 archers with a 10 cent per point pledge.



Disney-PIXAR BRAVE Tournament

Great job kids in supporting such a wonderful cause! We are always proud to see you give back to your community.

Our next big FITA event will be the State Outdoors Championships in Long Beach on June 15, 16, 17 in Tulare, California. More news to come!

FYI

Guest Fee

Please remember that all guests of club members that shoot the range must pay a guest fee, this is especially important for the permanent 3D range. We are happy that the 3D range is getting a lot of use, but we want to make sure that we can keep it going. If you would like to donate to keep the permanent 3D range going please see one of the officers or board members.

Fees: \$2.00 on non club shoot days; \$5.00 on club shoot days

3D Range Rules

1. NO Broad Heads are to be shot at 3D range targets.
2. ONE ARROW ONLY to be shot PER TARGET.
3. DO NOT take cross canyon shots. Safety first!!
4. If you don't have a clear shooting lane, clear the lane before shooting.

Range Beatification days

Are the first Saturday of even months. August 4th is the next day. Please come out and help keep the range beautiful. Mark your calendars

Dry & Dusty Results

Senior Male BHFS

Jim Niehoff 472

Senior Female RC

Vicky Phillips

Adult Male RC

176 Israel Avina 335

Senior Male FS

Rick McKechnie 607

Steven Capps 299

Darryl Terry 567

Adult Female BHFS

Alvic Ayunan 278

Pat Souza 563

Kianna Mainwal

535 Cub Male Non Sight

April Liampetchakul 519 Nathan Champigny 240

Senior Male

Longbow

Fred French ?

Adult Female FSL

Barbara Richter 355

Jay Sekerka 221

Johny Sekerka 213

Adult Female LB

Karen Freed 142

Cub Female Non Sight

Emma Champigny 80

Senior Male RC

Lorrin Heleloa 346

Bruce Brisson 290

Tom Swindell 238

Adult Female RC

Jess Dinoso 170

Lisa Champigny 163

Brianna Erickson 134

Adult Male BHFS

Keith Murphy 637

Carlos Parada 583

Dan martin 549

Youth Male Sight

David Loya 267

Connor Richter 173

Niko Furlan 136

Adult Male FS

Conner Kelly 664

Clark Pentico 634

Mike Keena 624

Youth Female Sight

Doritina Pentico 500

Adult Male LB

Ziyi Sun 408

Roy Brokaw 380

Dan Stafford 200

Youth Female Non Sight

Collette Lee 71


Cub Male Sight

Adult Male FITA

Thomas Luong 272

Marcello Furlan 282

Wesley Richter 249

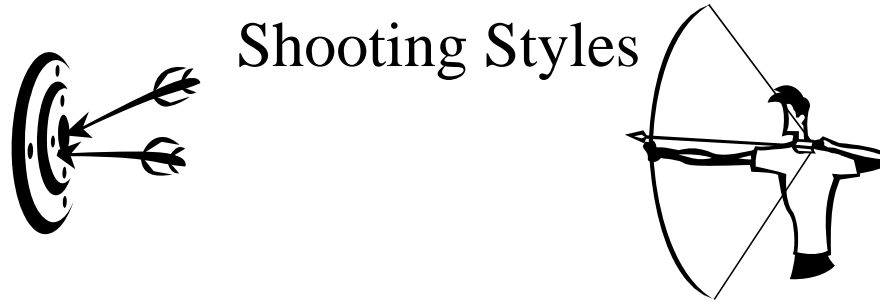


J.O.A.D Cook Out 2012



J.O.A.D Cook Out 2012





Shooting Styles

Don't forget to put your style of shooting on your scorecard.

Styles are as follows:

Freestyle Unlimited (FS) - Allows for the use of virtually all types and styles of equipment and aids, including mechanical releases, movable sights, scopes, long stabilizers, etc.

Freestyle Limited (FSL) - Same as Freestyle unlimited above, except that mechanical releases are **not** allowed.

Barebow (BB) - No sighting devices or mechanical releases allowed. String walking (or multiple anchor points) **is** allowed.

Bowhunter Freestyle (BF) - Must use fixed pin sights with no more than 5 pins that **cannot** be adjusted during a tournament. Length of stabilizer limited to 12" max. Mechanical releases are permitted.

Bowhunter Freestyle Limited (BHFSL) - Same as Bowhunter Freestyle Unlimited above, except that mechanical releases are not permitted. Fingers **may** be protected by gloved or finger tabs.

Bowhunter (BH) - No sights or mechanical releases. Length of stabilizer limited to 12" long. Must use a single anchor point and string walking is **not** allowed.

Traditional Styles: (please start one on your score card)

Longbow (LB) - No sights, stabilizers, or mechanical releases allowed. Single anchor point only.

Recurve (RB) - No sights, stabilizers, or mechanical releases allowed. Single anchor point only.

Selfbow (SB) - No sights, stabilizers, or mechanical releases allowed, Single anchor point only.

Shooting Styles Explained

NFAA & CBH SHOOTING STYLES

If You Shoot	and you are an...	Adult	Youth Adult Youth/Cub/ PeeWee
		FS Freestyle	FS Freestyle
		FSL Freestyle Limited	FSL Freestyle Limited
 5 pins or less	 12 Inches or less	BHFS Bowhunter Freestyle 5 pins or less	FS Freestyle
 5 pins or less	 12 Inches or less	BHFSL Bowhunter Freestyle Limited 5 pins or less	FSL Freestyle Limited
 12 Inches or less		BH Bowhunter	BB Barebow
		BB Barebow	BB Barebow
	 No Stabilizers, can use a quiver	Trad-RC Traditional recurve	BB Barebow
	 No Stabilizers, can use a quiver	Trad-LB Traditional longbow	BB Barebow
		FSL-R/L Freestyle limited Recurve longbow	FSL-R/L Freestyle limited Recurve longbow

Note: Jr. Division-Young Adult (15-17 Yrs), Youth (12-14 Yrs.), Cub (under 12 Yrs)-there are only four styles recognized: FS, FSL, BB & FSL-R/L.

Club Shoot

We had a nice turnout again this month for the club shoot. While all the “Usual's” were in attendance including the Pentico father/daughter team, the top bragging rights this month went to Carlos Parada with a 603 (474 scratch). He was in turn followed by Norman Rice with a 568 (469 scratch), and George Blevins’ 562 (513 scratch).

We had 12 archers break 500 this month which is a first I believe. The top scratch score went to Keith Murphy with a 527 (BHFS). He was following by Clark Pentico with a 517 (FS), George Blevins (513, BHFS) and by Clark’s identical evil twin brother Clark with a 512 in the BHFS class.

NAME	HSCORE	SCRATCH	DIV	STYLE
Carlos Parada	603	474	A	BHFS
Norman Rice	568	469	GA	FS
George Blevins	562	513	A	BHFS
Keith Murphy	557	527	A	BHFS
Clark Pentico	557	512	A	BHFS
Doritina Pentico	556	470	Y	FS
Clark Pentico	548	517	A	FS
Steve Price	546	476	GA	FS
Brent Richter	541	434	A	FS
John Brix	541	285	GA	TRAD
Barbara Richter	524	361	A	FSL
Joe Bittner	508	224	A	TRAD
Keith Bennett	470	194	A	BHFS
Kevin Derry	464	464	A	FS
Wesley Richter	461	178	C	FSL
Luke Sekerka	459	459	A	BHFS
William Bennett	128	128	A	TRAD

- Club Trophy Standings (Total of Top Five Handicaped Scores)
We have a new but hardly unexpected name at the top this month. Doritina Pentico (565.8) has a nice 11 point average lead over Keith Murphy (554.2). Clark is one point behind Keith.

Who will walk away this year wearing a shiney new silver belt buckle? Will it be Beauty or the Beast (Keith) or Papasan (Clark) or perhaps Steve or Norman? It is still early and anything can happen. Stay tuned.

NAME	HSCORE AVG	STYLE
Doritina Pentico	565.8	FS
Keith Murphy	554.2	BHFS
Clark Pentico	553.4	FS
Steve Price	545.0	FS
Norman Rice	536.2	FS

Perpetual Trophy Standings (Total of Top 10 Scratch Scores)
As of now Kieth has a 12 point lead over Clark for the Coveted “Dust Collector” Award. While anything can happen it looks like it is going home with one of them this year (again). A free year’s supply of Pledge (one can) will also go to the winner.

NAME	SCRATCH TOTAL	STYLE	AVG
Keith Murphy	3649	BHFS	521.3
Clark Pentico	3637	FS	519.6
Steve Price	3263	FS	466.1
Norman Rice	3166	FS	452.3
Doritina Pentico	2591	FS	370.1

Golden Ager Trophy Standings (Total of Top 3 Scratch Scores)
Norman Rice has a nice 7 point lead right now over Steve Price.

NAME	HSCORE AVG	STYLE
Norman Rice	554.0	FS
Steve Price	547.3	FS
Chuck Thurber	539.7	FS

CVA Board MEETING MINUTES –May 27th 2012

Clark Pentico called the meeting to order at 11:15 a.m. JBD read the minutes from the May 10th Board and April 22nd General Meeting (accepted as read).

NEW MEMBERS:

Pete Sperling attended his second meeting.

Keith Bennett, Luke Sekerka, & Tom Swindell were sworn in as new members to the club.

TREASURER'S REPORT (Dan Dix):

Income \$3,710.60; Expenses \$8,017.21 (includes \$2000 Charity Donation & \$4,313.24 for 3D Animals); Ending Balance \$21,930.28 (JOAD Checking Account - \$11,912.33; New Checking - \$1,380.14; New Savings - \$6,624.57; Petty Cash - \$232.87)

Initial estimates project a net income of \$3,100 from the "Traditional".

REPORTS OF OFFICERS AND DIRECTORS

PRESIDENT (Clark Pentico):

The "Bees" in the back canyon (by the memorial rock bench) were sprayed, though it didn't seem to help much (just "made them mad" reportedly).

Clark talked with Randy of Easton again regarding the FITA Range Report (still not finalized). It looks good so far but we may need to change some wording on the Conditional Use Permit (it needed to be renewed soon anyway).


VICE PRESIDENT (Dave Dragon):

Dave hasn't heard back from the Reinhardt folks (regarding a Reinhardt 3D Tourney at our range).

Flyers (Dry & Dusty) were sent to all the Archery shops in the Long Beach area. Dave also intends to contact the folks at Bass Pro (Rancho Cucamonga) on future raffle items

SCAA & CBH:

The "Brave" (Disney Film) Archery Shoot is scheduled for June 10, 2012. A number of our JOAD members intend to compete



CVA Board MEETING MINUTES –May 27th

RANGE CAPTAINS (Keith Murphy & Garry Magness)

We are waiting for June M to contact Keith regarding recertification of the range.

Keith and company banded 23 bales in 45 minutes, possibly a new record (will be checking the Guinness Book of Records on this).

We will be spraying the JOAD & other areas of the range again with the spray rig to keep the weeds down.

A number of bales were changed out in the running pig area.

Next weekend is the “Range Beautification Saturday” again

TOURNAMENT CHAIRMAN (John Downey)

We need score cards for the monthly shoot again – JBD to handle. Range Record Trophies – JBD led a discussion on what we should do this year for trophies. Our previous vendor is no longer in the business. A number of suggestions were made including Buck Knives, etc. A bunch more research is needed.

JOAD (Mike Broder, Richard Carpenter, John Downey & Dave Dragan):

JOAD had an incident involving a “special needs” child recently (the child wasn’t complying with our safety rules). A number of suggestions were made on what to do in the future, including modifying the insurance waiver form (this may not be an option).

The JOAD range needs to be sprayed again. The mustard and other weedy growths are getting as high as an elephant’s eye. We almost lost one of the smaller kids last weekend.

JOAD is still crazy busy due to the Hunger Games and other movies. We recently had another of the Mike Keena & Company BBQ’s (lots of Wild Pig was served). A lot of fun was had (many very positive comments were heard).

JOAD needs to order some large round target butts (may be able to piggy back our order with El Dorado Park). A motion was made and carried to spend up to \$3000 to do so. Reinhardt may also stock these.

CVA Board MEETING MINUTES –May 27th 2012

WEBSITE (Richard Carpenter): AWOL – No report

PUBLICITY (Robert Luttrell): AWOL – No report

**TELEPHONE COMMITTEE (Chuck Thurber & Lisa Champigny):
No Report**

FIELD TARGET CHAIRMAN (Keith and whoever)

Three of the “Cubs” stakes have been redone.

We need to order cardboard again for targets.

The new Target Butt Instruction sheets for the first 14 targets have been redone. We also need to re-finish the sign holders.

We may put up Animal Targets next month if enough bales get replaced.

CONSERVATION: No Report

PACIFIC COAST 3-D CHAIRMAN (Stan Grigelis): No report

DRY & DUSTY (Richard Carpenter): No report

We may change out some bales for the rescheduled 2012 Dry & Dusty (June 3rd).

We will put the critters out on Saturday. Clark to talk with Richard on the particulars.

TRADITIONAL TOURNAMENT CHAIRMAN (Bob Bombardier):


“Yea its over” ...

Bob got a lot of positive comments on the trophy arrows.

FUN IN THE SUN (John Downey): No report

In October and too far away to think about it

TOYS FOR TOTS (Rose Hoberg): Ditto



Adopt a Target Sign Up Sheet

Target #	Distance	Adoptor(s)
1	30 yrd. field 32 yrd hunter	William Bennett
2	20 yrd. field 19 walk-up hunter	Kevin Derry
3	35 ft. walk-up field 11 yrd hunter	Kevin Derry
4	80 yrd. walk-up field 70 yrd. walk-up hunter	Norman Rice
5	25 yrd field 28 yrd. fan hunter	Charles Thurber
6	55 yrd field 53 yrd walk-up hunter	Keith Murphy
7	45 yrd walk-up field 44 yrd hunter	Keith Murphy
8	15 yrd. field 15 yrd. walk-up hunter	Don Smith
9	65 yrd. field 64 yrd. walk-up hunter	Grace Getzen
10	40 yrd field 40 yrd. hunter	Steve Price
11	60 yrd field 58 yrd. walk-up	Bryan & Ashley Tanger
12	35 yrd fan field 36 yrd fan hunter	Carlos Parada
13	45 yrd field 23 yrd. walk-up hunter	Andrew Harding
14	50 yrd. field 48 yrd walk-up hunter	Bryan & Ashley Tanger
15	20 yrd field 19 yrd. walk-up hunter	Clark Pentico
16	80 yrd. walk-up field 70 yrd walk-up hunter	Stan Grigeles
17	55 yrd. field 53 yrd. walk-up hunter	Bryan & Ashley Tanger
18	35 ft. walk-up field 11 yrd. hunter	Laura Loya
19	25 yrd. field 28 yrd. fan hunter	Carl Ward
20	45 yrd. walk-up field 44 yrd. hunter	Jim Niehoff
21	30 yrd. field 32 yrd. fan hunter	Jim Niehoff
22	50 yrd. field 48 yrd. hunter	Robert Luttrell
23	65 yrd. field 64 yrd. walk-up hunter	Craig Nelson
24	60 yrd field 58 yrd. walk-up	Mike Krasowski
25	35 yrd. fan field 36 yrd fan hunter	Gary Magness
26	45 yrd. field 23 yrd. walk-up hunter	Paul Lisak
27	15 yrd. field 15 yrd. walk-up hunter	Charles Thurber
28	40 yrd. field 40 yrd. hunter	Richter Family
	20-40 yrd practice butts	
	20 yrd. practice butts by running pig	

Classifieds



805.581.1671

2150 Agate Court • Simi Valley, CA 93065


Lost and Found

Found

For Sale

GREAT PLAINS SR SWIFT RECURVE – CASADOR MODEL –
3 PIECE TAKE DOWN – 60" Right handed
Riser is of Honduran Rosewood with Two sets of limbs :
Yew Wood Limbs are 50#@28"
Bamboo Wood Limbs are 55#@28'


STEVE ABBOTT LONGBOW - 62" & 47#@28" - YEW
WOOD LIMBS Right Handed Both bows are in excellent
condition taken care of by a loving bowhunter,
For either bow call Rev. Steve Day at 818 535-2275




Conejo Valley Archers
P.O. Box 3982
Thousand Oaks, CA 91359

*Remember with the
time change next club
meeting will start at
11:00 AM*

Reminder: Range Beautification Days
are the 1st Saturday of even months



CONEJO QUIVER



info@cvarchers.com
www.cvarchers.com

Monthly Newsletter

July 2012

From the Prez

To all CVA members,

Help Wanted.

"Men wanted for hazardous journey. Low wages, bitter cold, long hours of complete darkness. Safe return doubtful. Honor and recognition in event of success." Ernest Shackleton (1912/13).



This was Shackleton's alleged help wanted ad for an expedition to the South Pole. I can't really compete with that but here is my best shot:

Archers wanted for rewarding assignment. No pay, long hours, high temperatures in the blazing sun. Rattlesnake and coyote encounters likely. Smiles, building friendships and appreciation expected every day. Clark Pentico (2012).

CVA belongs to its members. The range is a result of years of steady progress from the members who have put in countless hours improving the grounds. This takes recurring maintenance and the development of new programs to support the members' archery interests.

I hear comments from archers (CVA members and from other clubs) like "We should be doing (fill in the blank)" or "CVA is just becoming a JOAD club." I always try to correct them. CVA is a club that attempts to support the desires of the member's vision in archery.

Now, given limited resources (money, labor, geographic limitations, etc...) we have to budget what we do, how we do it and the cost of any program. If the program can be self-financing it make the process a little easier (3D shoots, JOAD, etc...). Then we prioritize the projects and determine which to tackle now and what to put on the back burner.

The limiting resource in CVA is usually labor (except for major capital intensive projects). From what I can see we are getting more help at work parties, JOAD and club shoots. The club membership is higher than it has been in recent years. We are growing and expanding our role supporting archers and the community. But with this growth, we need even more help to keep the club strong and to present a positive outreach to individuals that are considering archery for the first time.


There are a lot of projects that could use help. JOAD coaches need help with the children on Saturday morning. Animal stakes need to be put in the ground on the field range. The 3-D range needs animals to be repaired. Bales need to be added/moved on the JOAD range. Bales need to be replaced on the roving range. Target covers for the roving range need to be built. Weeds sprayed. Trains maintained. Trash removed. Trees planted. The list goes on and on.

CVA belongs to its members. This is your club. If you can help on any of these projects, please let me know and I will put you in contact with the right person. If you want to make changes to the club, let me know and I will see what we can do to support you. If you don't know what you can do to help, call me and I will find a way where you can make a meaningful contribution to the club. Come out to a range work party (The next one is August 4th) and we will put you to work. If you have physical limitations, there are still tasks that could use your help. Call me.

In return, I can only give you a better club, smiles, appreciation, fun, camaraderie and the satisfaction that you are making a difference.

Now, go make the club better and shoot some arrows,

Clark Pentico



CVA JOAD News



Hi all,

This month Doritina Pentico shot for her Junior Archer pin. Say what??? Didn't she already get her Archer pin? Yes she did, as a recurve shooter...but alas, Doritina has transgressed to the "dark side". To those of you who are not familiar with this term it means she has switched over to a compound bow. She shot an amazing score of 242 points while only needing 150. Looks like she will be acquiring more pins in the not to distant future! Congrats Doritina!

On another note, Chef Mike is already taking giant steps for the 6th Annual JOAD BBQ Bash! Not sure of the date yet but it won't be too long as he and his masked marauding associates have gone shopping. More on that to come as it develops. Keep your eyes and ears open for whisperings on the BBQ happening at our Saturday JOAD sessions.

Thanks again to all those coaches/volunteer helpers that have pitched in to help with the Saturday sessions and private parties. The staff really appreciates your help with the recent influx of shooters we've been experiencing over the last months!

Well, that's about it for now....see you out there Saturday

Coach Mike

CVA – Just what and who are we?


The Conejo Valley Archers Club is a *Field Archery Club* under the guidance of the NFAA or National Field Archery Association. The definition of field archery involves shooting at targets at varying distances in woodland or rough terrain. In organized field archery these are marked yardage distances unless otherwise noted such as in an unmarked 3-D shoot.

I'm not sure the above sentence means very much to many of our members today, so I'm going to give you my understanding of the values that are involved with being a member of an *organized field archery club* - beyond just having a place to practice your hobby. So today we will learn what this means at the Club level and at the State level.

A BRIEF HISTORY

The NFAA was started in 1939 in Redlands, California by archers who wanted more than the organized target archery of the time, which was run by the NAA or the National Archery Association. A new record book would be needed for a new style of archery that involved the hunter and roving archer, a group that was growing rapidly in America.

The NFAA developed three rounds on a 14 or 28 butt roving/meandering marked target range, these rounds are Hunter, Field and Animal, they also helped set up a state archery organization in every state. Through committee they create and maintain the standards that decide the styles (BB, BH, FS, etc.) and class (A, B, C) of shooting for competition on a field range. Today this system has grown to include three National Tournaments (Indoor, Outdoor and Marked 3-D), Eight Sectional (group of 6+ states in a geographical area such as South East or Mid-West) Indoor and Eight Sectional Outdoor Championships, they Sanction more than 100 Indoor/Outdoor State Championships and 1,000's of club shoots.




They also provide two other major functions, they create the rules for designing a safe marked yardage field archery range, they provide certification of that safety through inspection and they provide the insurance needed to protect the club, allowing us to build ranges that Cities and States find acceptable and safe.

The NFAA is a member of the International Field Archery Association (IFAA) and a national allied organization of the NAA, which makes our JOAD program work within a field archery club.

Ok, so what does this mean to the average CVA member? Well, in my mind – if you want your archery advancements to be recorded, your career recognized - then you will pay attention to which shoots are sanctioned or presented by the NFAA. If you want a standard by which to gauge your progress, the A-B-C class system does that.

Not all shoots are sanctioned by the NFAA and unsanctioned shoots do not provide a path to a recorded or recognized career as an archer. CVA has not promoted many NFAA sanctioned shoots these last few years (exception – our monthly club shoot), preferring to focus on a category known as “novelty shoots” for the purpose of fund raising. Novelty shoots (i.e., Fun in the Sun or Traditional Challenge) are easier to put on, require less oversight and are excellent fund raisers, but winning one does not advance ones archery career one iota! The standards for these shoots are loose and limited and do not qualify for record keeping.

On the other hand participating in or winning our monthly club shoot is useful for establishing Style, Class and Club Recognition. Once Style (BH, etc) and Class (A, B or C) is established during the club shoots - you can then advance by competing in the State Target (Indoor/Outdoor), Field or Marked 3-D Championship Tournaments. These tournaments are put on by our state archery association (CBH/SAA or California Bowmen Hunters State Archery Association – CBH for short) but hosted by individual archery clubs such as the Conejo Valley Archers, the Oranco Bowmen or other clubs by lobbying for them at the annual State Archery Association meeting in mid-January of each spring.



Club Shoot

We had a nice shoot this month (June) with almost twenty archers making the rounds. We also had a couple of first time shooters on the course this month, Stan Ogle and Victoria Torrez. Glad you could both make it out. Welcome aboard.

At the top of the scoreboard this month was “Golden Ager” Norman Rice with a 563 (490 scratch). Right behind him by one point was Doritina Pentico with a 562 (489 scratch). I suppose I could go with the easy joke of “Age before Beauty”, but that would be just too easy Right behind Doritina was Carlos Parada with a 552 (490 scratch). Finishing out the Top Five was Jim Niehoff (551, 444) and Steve Price (550, 485).

Neither of the perennial favorites, Clark Pentico or Keith Murphy) made it into the Top Five. Though they did come up with the two top scratch scores. Clark’s 519 score, beat out Keith’s by 3 points.

I should also note that this was the first time we have put Animal Targets up to shoot at. The first 14 targets had these up courtesy of Keith Murphy. In addition to pasting them up and placing them, a great deal of work went into making sure all the animal shooting stakes were in the correct position. A Big Thanks to Keith and all those that helped. Even yours truly was seen walking the course and punching holes in them.



NAME	HANDICAPED SCORE	SCRATCH SCORE	DIVI-SION	STYLE	RANGE RECORD
Norman Rice	563	490	GA	FS	
Doritina Pentico	562	489	Y	FS	Yes
Carlos Parada	552	490	A	BHFS	
Jim Niehoff	551	444	GA	BHFS	
Steve Price	550	485	GA	FS	
Clark Pentico	549	519	A	FS	
Keith Murphy	547	516	A	BHFS	
George Blevins	544	495	A	BHFS	
Wesley Richter	542	273	C	FSL	
Brent Richter	539	441	A	FS	
Rob Ramos	523	237	A	TRAD	
Curtis Hermann	506	316	GA	TRAD	
Bob Bombardier	469	154	A	LB	
Barbara Richter	467	285	A	FSL	
Connor Richter	460	102	Y	FSL	
Stan Ogle	335	335	A	BHFS	
Tom Swindell	197	197	GA	TRAD	
Victoria Torrez	51	51	A	TRAD	

Club Trophy (Belt Buckle)

Doritina Pentico is once again at the top this month in the race for the Club Championship Trophy. She has a nice lead right now over both her dad Clark Pentico, and Keith Murphy. There is a little bit more than 3 points separating the second through 4th place positions. We still have a few months left so anything can happen. It wouldn't be the time that someone snuck in there at the last minute and took home the trophy.

NAME	HANDICAPED SCORE AVG	STYLE
Doritina Pentico	567.0	FS
Clark Pentico	554.4	FS
Keith Murphy	554.2	BHFS
Norman Rice	551.0	FS
Steve Price	547.2	FS

Perpetual Trophy (Best 10 Scratch Scores in the Same Club Year)

Keith is still looking good to take home this coveted trophy at the moment; Clark is only 9 points behind.

NAME	TOTAL SCORE	STYLE	AVG
Keith Murphy	4165	BHFS	520.6
Clark Pentico	4156	FS	519.5
Steve Price	3748	FS	468.5
Norman Rice	3656	FS	457.0
Doritina Pentico	3080	FS	385.0

Golden Ager Trophy (Best Three Handicapped Score in the Same Club Year)

At top right now is Norman Rice (560.3 avg) with a 12-point lead over Steve Price (548.7). Coming up in the third position is Chuck Thurber (539.7).

NAME	HANDICAPED SCORE AVG	STYLE
Norman Rice	560.3	FS
Steve Price	548.7	FS
Chuck Thurber	539.7	FS

Tech Talk with JBD

Over the last couple of months we've assembled our bow, and it now has a rough tune. One of the things we did was to set an initial nocking point. As you recall it should be somewhere around a half inch high (measured at the top of the knock – so the bottom of the nock is about one quarter of an inch above square). This initial setup however is not perfect and we will more than likely change it as we proceed.

It is important that we install on the bow all of the items we actually intend to use when shooting before we begin the fine-tuning process. This includes the correct bowstring, bow sight, stabilizers, arrow rest, cushion plunger, etc. Any adjustments made to the bow or changes in any of the bow components can affect the tune of your equipment.

Cardinal Rules of Tuning

#1 - Remember, when tuning, it is very important to change only one variable at a time!

#2 – Keep good notes on what you have changed

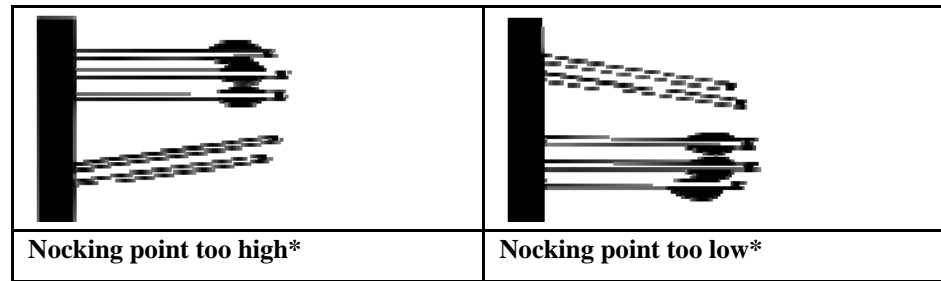

#3 – If you are unable to consistently group your arrows on the target you'd be better off practicing than spending a lot of time trying to fine-tune your equipment.

#4 - Good weather is important when fine-tuning. You cannot fine tune (bare shaft test) in the wind.

The first thing we will do to fine tune the nocking point is to bare-shaft test our arrows. Yes Virginia, you can shoot arrows without feathers or vanes. This is still one of the best ways to test an arrow. The diagram below from the Easton Tuning Guide should give you a pretty good idea of what is involved. Porpoising is nothing more than the back end of an arrow moving up and down in flight and is caused when the arrow leaves the bowstring with the nock end too high or too low.

Tech Talk with JBD


Porpoising



You will want to shoot at least three fletched shafts at a distance of 15 to 20 yards (or meters). Then shoot two identically aimed and unfletched shafts. Once you get the bare shafts to impact close to the same height as the fletched arrows at 20 yards (or meters) you are ready to move on in your quest for the perfect tune. If the unfletched shafts impact above the identically- aimed fletched shafts, move the nocking point up on the bowstring as the diagram illustrates until both fletched and unfletched shafts strike at the same elevation.

Conversely, if the unfletched shafts hit below the identically- aimed fletched shafts, move the nocking point down on the bowstring until the unfletched shafts hit at the same elevation or slightly lower than the fletched shafts.

Repeat the test to assure that you have eliminated all porpoising, shooting first the fletched, then the unfletched shafts. Make adjustments as needed to the nocking point until both fletched and unfletched shafts consistently impact at the same elevation.



Tech Talk with JBD

Sticky metal tape you say? How do we use that?

We use the tape to weight the back end of the arrow to the same weight as the three vanes (or feathers) that you intend to shoot (probably in this case Easton spin wings). To do this correctly requires a grain scale to measure the weight of six vanes, and then an equal weight of metal sticky tape. Once you have a piece of metal tape that weighs the same as the six vanes, simply cut it in six pieces (strips) and stick it to the back end of the two bare shafts where your vanes would normally reside. Now test the tune of the arrows as outlined above.

Once the above fine-tuning steps are completed we are ready to go to one of the many *finer-tuning* methods, which we will cover in future articles. When our quest is over, don't be surprised if the bare shaft impact point changes. It is not uncommon for a well-tuned bow to have the bare shaft impact a little low and a little left (slightly stiff) of the fletched shafts for a right-handed archer).

Next month we will look at some of the finer-tuning methods available.

John Downey

Classifieds



805.581.1671

2150 Agate Court • Simi Valley, CA 93065


Lost and Found

Found

For Sale

GREAT PLAINS SR SWIFT RECURVE – CASADOR MODEL –
3 PIECE TAKE DOWN – 60" Right handed
Riser is of Honduran Rosewood with Two sets of limbs :
Yew Wood Limbs are 50#@28"
Bamboo Wood Limbs are 55#@28'

STEVE ABBOTT LONGBOW - 62" & 47#@28" - YEW
WOOD LIMBS Right Handed Both bows are in excellent
condition taken care of by a loving bowhunter,
For either bow call Rev. Steve Day at 818 535-2275



Your CVA Officers

President	Clark Pentico	(805) 630-1749
Vice President	Dave Dragan	(805) 218-5912
Secretary	John Downey	(805) 527-4894
Treasurer	Dan Dix	(805) 376-3568
Board Members	John Brix Keith Murphy Kurt Hoberg Laura Loya Chuck Thurber Chris Champigny	(805) 523-2428 (805) 558-9312 (805) 552-9934 (805) 306-9761 (805) 497-4587 (661) 310-9676
Range Captains	Stan Grigelis Keith Murphy	(805) 520-7748 (805) 558-9312
Editor	Robert Luttrell	(805) 490-8601
CVA Answering Service		(805) 530-1339

Newsletter Deadlines


Copy for articles, notes, and classified adds are due by the 3rd Friday of each month. Classified adds are free for club members.

Send to: Robert Luttrell
 15165 Marquette St #B
 Moorpark Ca 93021
 (805) 490-8601
 E-mail me at editor@cvarchers.com

Conejo Valley Archers
P.O. Box 3982
Thousand Oaks, CA 91359

*Remember with the
time change next club
meeting will start at
11:00 AM*

Reminder: Range Beautification Days
are the 1st Saturday of even months



CONEJO QUIVER



info@cvarchers.com
www.cvarchers.com

Monthly Newsletter

August 2012

From the Prez



I would like to thank all those who helped at the last work party. We changed bails for 6 targets, fixed the tool rack in the bin, found the main water main and fixed a pipe leak. We also did the normal housekeeping duties. It was hot, but I can safely say “Mission accomplished.” Big thanks to Keith for organizing and leading the effort.

All of this volunteer labor leads me to think about how many hours our members give to the CVA. So I started adding the time up. Based on my back of the envelope numbers, I think the number is around 300 to 400 hours per month. This includes JOAD, range maintenance, board of directors meetings and miscellaneous tasks. This is before the shoots, which are another 150 to 400 hours per shoot. When you add it all up there are about 5000 to 7000 hours per year of volunteer labor. We are talking some seriously dedicated volunteers

I must admit, the range has not looked better since I have been a member. With all the volunteer help, JOAD, facilities, trails, lanes and the areas by the bins look incredible. This is all thanks to the many hands of our CVA members.

Thank all of you who have helped make CVA the incredible facility that it is today.

Clark Pentico
CVA President

From the desk of The Vice Prez

Dave Dragan

Hi everyone, Well the Olympics are over and a big congratulations to our US Mens and Womans Archery teams. As you probably know the men brought home the team silver just missing the gold by 1 point! And Katuna Lorig made it to the bronze metal match, and ended up loosing to the girl from Mexico. All in all it was a very good showing for our US Archers! And I hope that all of you got a chance to watch some of the matches on TV and enjoy the fact you were watching the best Archers in the world compete in Olympic style Archery!! I know that the interest in our sport will continue to grow because of the exposure Archery got during the Olympics and the fact that the entertainment industry is adding to it also! We will continue to be busy at our Saturday JOAD sessions with many new people coming out to try Archery for the first time, and I don't see this letting up any time soon!!



This leads me to the next thing. We have an awesome staff of Coaches and Instructors at CVA JOAD! But we have been very busy lately and can always use some extra help! If you as a member of CVA have never seen what we do on a typical Saturday processing on average of 175 to 200 people in 5 hours, come on out and join in on the fun! If you want to hone your own skills as an Archer, I as a Coach know no better way than to work with other Archers on their skills. This just helps you to understand your form better by teaching someone else how to understand form and technique. And this will give you an opportunity to become involved in you club!!


As far as getting more involved in your club, lets talk about elections coming up! We have board positions available and we need some nominations for these positions. Now you can either nominate someone you feel would be an asset to our board, or nominate yourself!

Please come out to the next monthly club meeting and make your nominations known. Or you can contact myself or any other current board member to make a nomination. The elections will be held during September with results announced at the annual October club shoot and awards meeting. So if you would like to get more involved in our club, or know someone that you think would be an asset, nominate them soon! We have a lot of work to do in the future for our ever growing club and can always use some new blood and ideas to help continue to make CVA the the premier Archery complex I think in the country!! Thanks all, hope to see you all at the range enjoying our great sport!!

Thanks all. I hope to see you all at the range enjoying our great sport

All My Best

Coach Dave



CVA JOAD News



Hi all,

Well, Doritina knocked the ball right out of the park! She made enough points to get her next two pins. She shot a 269 which is good enough for Master Archer and Expert Archer! If she keeps this up, she'll be looking at the Bronze Olympian pin in a few months! Keep practicing young lady...all of us coaches are super proud!

Talked again with Chef Mike. He's thinking the next BBQ bash will come sometime toward the end of August or after Labor Day in mid September. There is a lot of coordination involved with these BBQ's as they have gotten quite large and mucho homework is required to pull one of these babies off! That's a hint! If you want to help out, talk to Mike when you see him out at the range.

Thanks again to everyone who has been helping out with these huge crowds we've been experiencing for the last several months. Not much relief in sight in the immediate future though. Olympics are not over yet and a new television show called "Revolution" is featuring what looks like some generous coverage on archery! Unless we have an early heavy rainy season, we'll be seeing crowds of up to 200 every weekend! Well, that be about it for now...see you all out there next Saturday...

Coach Mike


CBH/SAA- Your State Archery Association Explained By Curtis Hermann

Last month we discussed the NFAA, the national organization that enforces rules and records all things pertaining to field archery on the national level. This month we are a little closer to home as we discuss our own state archery association, what it does and the relationship it has with you, the Conejo Valley Archers and the NFAA.

First let's us just understand the acronym CBH/SAA, it is in two parts - the first part (CBH) stands for California Bowman Hunters and the second part (SAA) stands for State Archery Association. It is therefore a joining together of the bowhunters (CBH) and the target archers (SAA). Generally speaking the organization is referred to as CBH (how we like to shorten things up!)

This is very important, in most states these two organizations are separate entities, by joining forces we have more political clout through a larger membership. This joining of forces does benefit the bowhunter somewhat more than it does the target archer but that is just the nature of the beast, not necessarily a weakness in the organization. Let me explain. Bowhunters spend money on hunting licenses and game tags, this in turn benefits and supports monetarily a large state agency (CA.Dept. of Fish & Game), therefore we have a close relationship with this agency through the CBH/SAA Legislative Team; who speaks for and represents every bowhunter in California .

As a member of this team for ten years during my tenure on the CBH/SAABOD as Bowhunter Education Chairman, I like to think I have considerable experience from which to draw conclusions from. A second benefit that the bowhunter has with CBH is the Big Game Club, this is run by the Second VP of Hunting, Craig Fritz (a local Ventura County native and past CVA member) and Craig does an excellent job of Recording and Publishing all the measured animals into the record book, (published bi-annually)



he oversees Jerry Maytum's ³Team of Measurers,² their training and in addition puts on the annual State Broadhead Tournament. This tournament is extremely popular and a big fundraiser for this organization. For those of you who are into small game, the Small Game Club Chairman is Dennis Hayworth; these records are published in the CBH newsletter and in the Big Game Book. If you are a CBH/SAA member and submit an animal for measurement and it meets the minimum score needed you are a member of the Big Game Club.

The Target Archery side of CBH has no similar compelling agency in state government to support or create a relationship with and therefore the target archers have somewhat less clout than the bowhunter but do not underestimate the power they do have. The target archers must deal with a lot of local government agencies like Parks and Recreation or open space groups, often much of this work is done at the club level. It is through the relationship the club has with CBH/SAA and the NFAA that gives it the clout it needs to convince local governments that we are a safe, regulated and insured sport and that they should consider our needs as an enhancement to their community.

Under the 2nd VP Field the State outdoor Field Round Tournament is held. Under the 2nd VP of Target the 900 or American Round, the State Indoor Tournaments are held. All these records are kept by CBH/SAA, published in the newsletter and on occasion published in book form by the CBH Historian. I may not be perfect in stating which 2nd VP is in charge of which tournament but between the two of them they cover all the target archery tournaments, record keeping and rule enforcement.

So let's review, CBH is in charge of the Big Game Club, the record book, the measurers, the Legislative Team and the State Broadhead Tournament. SAA is in charge of the State Field, the State 900 or American Round, the State Indoor tournaments and the record keeping of each as well as the History of California Archery Champions and pioneers i.e. the Hall of Fame.


There are two other positions within CBH/SAA that you should be aware of and those are, the IBEP Chairman (International Bowhunter Education Program) and the NFAA Director (our emissary to the NFAA BOD). The IBEP Chairman oversees the bowhunter education program and the NFAA Director takes the results of the California Archery petitions to the National Meeting for possible implementation into the tournaments regulations.

CBH/SAA has an annual meeting in January of each year, one year the focus is on the Big Game Club and the trophy's that were recorded for the two-year period, the next year the focus will be on the Hall of Fame and Tournaments and California Archery History. This meeting rotates from North to Central to Southern, California. This coming year it will be in southern Cal.

Although I have shown the two sides of our State Archery Association it should be noted that all officers within CBH work back and forth on all issues concerning the organization and that there is no distinct division between the two sides in practice.

I think this is a fair representation of CBH as an organization, now lets explore the relationship to the clubs. Within this state there are many archery regions that are subject to CBH. The borders of these regions are always in flux as new clubs come on board and old ones fold or disappear for some reason or another. Most regions are a group of 3 to five clubs on average; if a region grows large some clubs may break off and create a new region.

CVA is currently a member of SCAA or Southern California Archery Association and probably includes the Verdugo Archers and perhaps Pasadena Roving Archers. Each of these clubs send a representative to the quarterly meeting to present any petitions from their membership and to help solve the issues of the region, such as not scheduling a tournament during the time another club in your region has one scheduled.



Next month our very own “secretary for life,” JBD, will take us through the relationship between CVA and the NAA/JOAD program, what it does for the youth and membership of CVA, and that will complete this little series. We hope that together we have contributed to your store of knowledge of this little world we call archery.

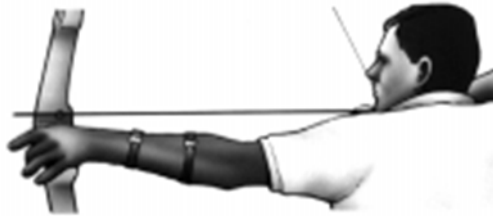
Curtis



Tech Talk with JBD - Correct Arrow Length

One of the most frequent questions I get from archers new to the sport is “What is the correct arrow length for me (or for my daughter or son). The answer I give is not the same for adults and children.

Generally we want the arrows for kids to be an extra 1 to 2 inches longer than what I would proscribe for an adult to allow length for them growing (the kids of course and not the arrows ;-). We allow for the extra length, to help prevent them from pulling the arrow off the rest while drawing back and inadvertently shooting them in the hand. I often also advise new adult archers to buy extra long arrows for themselves if they are not yet making full use of their back muscles while drawing back. New archers will lengthen out their draw as they make more use of their back muscles.



O.K. so how do we determine what the correct draw length for an archer?

A quick estimate of an archer's draw length for a FITA or Recurve bows can be determined by drawing back an extra-long arrow and having someone mark the arrow **at the arrow rest** for you while you are at full draw. *I will state the obvious that you shouldn't stand in front of the archer and their arrow when making a line on the arrow.*

Tech Talk with JBD

The “Correct Arrow Length” is this distance (your draw length) plus approximately one inch to allow for safety. This length (including the one inch) is the Correct Arrow Length we use when determining the proper arrow for a specific weight bow when consulting the Easton Arrow Charts. As we mentioned before, many people find that the Easton Arrow Charts has a tendency to recommend an arrow that is slightly to the stiff side.

Once again, the length is measured from the end of the nock groove (that part of the groove that is closest to the arrow shaft) and includes the nock insert if any.

This is just a starting point however. The optimum length of a finished arrow after fine-tuning is may be influenced by several factors including;

the draw length of the archer


the type and style of point and arrow rest

the configuration of the bow, and

the archer’s shooting style

I should also note that Broadhead arrows typically are longer still to safely clear the hand at full draw. In addition to the above there are a number of additional factors to consider, including the use of overdraws. The proper length of a Broadhead arrow is an article in itself, and can be covered in a future article if there is interest.

Some Physics to Consider - Interestingly, the knock end and the arrow rest for the arrow at full draw, can be considered two node points (think standing wave). When an arrow is released it bends around these two node points. Arrows that protrude less than the inch past the rest don’t generally work as well as it affects the nodes. This is another reason that we want the arrow to be the extra inch in length.



<i>NAME</i>	<i>TOTAL SCRATCH</i>	<i>STYLE</i>	<i>AVG</i>
Keith Murphy	4682	BHFS	520.20
Clark Pentico	4678	FS	519.80
Norman Rice	4163	FS	462.60
Steve Price	3748	FS	468.50
Doritina Pentico	3573	FS	397.00

Club Championship (Top Five Handicapped Scores)

Doritina Pentico is back again at the top this month in the standings for the Club Championship. Norman Rice is just 9 points back in second place. We still have two more shoots before we'll know who will walk away with the bragging rights this year. Will it be Doritina, oldster Norman Rice, or will 'Club Prez' Clark Pentico sneak in there to grab the glory and break his little girl's heart? Stay tuned.

Perpetual Trophy (Top Ten Scratch Scores)

Keith is still at the top this month for this award though Clark is just 4 points back. I have a feeling that Clark may surge to the top next month for the trophy. Will Clark take home the trophy again (and a can of Pledge) or will it be Keith, or Norman Rice, or someone else?

<i>NAME</i>	<i>HSCORE AVG</i>	<i>STYLE</i>
Doritina Pentico	567.00	FS
Norman Rice	558.00	FS
Clark Pentico	555.80	FS
Keith Murphy	554.40	BHFS
Steve Price	547.20	FS

Golden Ager Trophy (Top Three Handicapped Scores)

Norman Rice is back at the top again this month for the trophy, with a seventeen-point lead over Steve Price.

<i>NAME</i>	<i>HSCORE AVG</i>	<i>STYLE</i>
Norman Rice	565.30	FS
Steve Price	548.70	FS
Chuck Thurber	539.70	FS

CONEJO VALLEY ARCHERS ANNUAL FUN IN THE SUN SHOOT

ZOMBIE ALIEN NOVELTY & 3-D SHOOT

SUNDAY OCTOBER 21, 2012 @ 8:30 AM

30 TARGET MARKED YARDAGE 3-D

(Traditional Stakes – None over 50 yards)

SHOOTING STYLES

Senior, Adult, Young Adult,
Youth, Cub

FS, FSL, BHFS, BHFSL, BH, BB

FITA Recurve - LB (Longbow)

RB (Recurve) – SB (Selfbow)

**Class 1-A Zombie License
Required – Issued at range**

2 ARROWS

Marked Yardage

10 – 8 – 5 SCORING

Mulligans, 2 available \$1 each



REGISTRATION

7:45 AM TO 8:45 AM

SHOOT STARTS AT 9:00 AM

Adults \$20

Family* \$30

Couples \$25

Seniors (60+) \$15

Young Adults (15 - \$15

Youths (12 – 14) \$10

Cubs (under 12) \$ 5

(*Includes Husband, Wife, and
Dependent children under 18)

Limited RV Camping Available - (805) 654-3951 or e-mail: County.Parks@ventura.org

No Dogs allowed on Range or in County Park. Limited Full RV Hook-ups & Tent Camping in adjacent county park. If you park inside the "county park" at any time you must pay a daily parking fee of \$4.00. Free day parking inside our fenced range.

DIRECTIONS: TAKE THE 118 FREEWAY INTO SIMI VALLEY. EXIT AT TAPO CANYON. NORTH ON TAPO CANYON ROAD 3 MILES TO TAPO CANYON PARK, TURN LEFT INTO THE PARK. THE RANGE IS INSIDE THE PARK TO THE LEFT AS YOU ENTER.

FOR INFORMATION CALL 213-922-3899



Calendar of Events

Aug 26th CVA Club Shoot

Sept 9th Mojave Archers Harvest 3D marked yardage 30 targets 2 arrows

Sept 16th Riverside Archers Big cat 3D unmarked 25 targets 2 arrows

Sept 23rd CVA Club Shoot


Oct 13th Mojave Archers Boo's Eye Novelty 30 targets 2 arrows

Oct 14th Oranco Bowmen Tomahawk 42 marked yardage #d 2 arrows

FITA/JOAD Calendar of Events

Friday, September 21, 2012 - Sunday, September 23, 2012 08:00am - 05:00pm

Pacific Coast Championship :: SAC Ranking Tournament (FITA)



Classifieds



805.581.1671

2150 Agate Court • Simi Valley, CA 93065

Archery Sports

Invites everyone from CVA to come in and take a look.

If you don't know they have moved to

**6641 Santa Susana Pass Road
Simi Valley, CA 93063
(805) 557-0335**

Archery Sports is offering a 10% discount to all active CVA Members.

You must be a member in good standing of CVA and show your gate Key to receive the discount.

Conejo Valley Archers LOGO CONTEST UPDATED

There are 2 ways to enter:

Email your logo entries to editor@cvarchers.com in PDF format. Please remember to include your name and telephone number.

Submit your logo entry to any board member, bring it to the JOAD range on Saturdays, or submit at the monthly club meetings.

Entries emailed should be submitted no later than September 15rd
Entries can be hand submitted at the club meeting on September 23rd

All members in attendance at the September club meeting will vote on the entries. Make sure you are there.

All entry material becomes the exclusive property of CVA and will not be returned.

Any and all intellectual property rights in ownership of the winning submission will be deemed transferred.

CVA, and/or all others authorized by CVA, shall have the right to edit, adapt, and modify the winning submission and use the winning submission in whatever manner CVA deems appropriate.


CVA is not responsible for late, lost, stolen, misdirected, damaged, incomplete, or illegible entries; or entries that are lost due to computer, internet, or electronic malfunction.

Good Luck to everyone!!!!!!!!!!!!!!!!!!!!!!

Conejo Valley Archers
P.O. Box 3982
Thousand Oaks, CA 91359

*Remember with the
time change next club
meeting will start at
11:00 AM*

Reminder: Range Beautification Days
are the 1st Saturday of even months



CONEJO QUIVER



info@cvarchers.com
www.cvarchers.com

Monthly Newsletter

September 2012

From the Prez

To all CVA member's

Fall is almost here and that means there are lot of events happening in CVA. Elections are coming, so please participate and get your ballots in via mail or in person at the club meeting. The Fun in the Sun shoot is October 21. This will be followed up with our annual end of the year awards celebration a week later on Oct. 28th.



Also, we are planning to reconfigure some of the target butts at JOAD to accommodate more 5m shooting for all the new archers trying the sport. It looks like this is going to be a busy month coming up.

I'm excited about the Fun in the Sun tournament I hear John will be making bold changes to spice up the shooting. This year's venue will have a mix of 3D and paper zombie targets. It should be interesting. This will also get CVA members ready for the upcoming zombie apocalypse. You cannot be over prepared for these things. And talking about being prepared, we need to be ready for the shoot itself, so if you are in town, please contact John Downey and see how you can help.

JOAD has been hitting on all cylinders for the last few months with around 200 participants visiting on a typical Saturday morning. The coaches have been doing an incredible job with the kids and making order out of the chaos. If anyone has time on Saturday morning, this is a good place to volunteer. The goal is to make sure participants have a positive experience at JOAD, but with so many new archers it is sometimes frustrating for them to wait in line for equipment, or to get to the shooting line, etc... Please, come out and help take care of our guests and promote archery. It is a great way to get to know members of the club and become involved.

In order to help with getting archers to the shooting line, we are planning to add some extra bails to the 5m line and move some other target butts around in the next couple of months. This should help alleviate the crowding to some extent. So look for an e-mail coming out announcing when we will be overhauling this part of the range.

Go forth have fun slinging a few arrows.

Clark Pentico CVA President

From the desk of The Vice Prez

Dave Dragan

Hi Everyone,
Well the Summer is almost over but you wouldn't know it by the hot temps lately!! This is a very busy time of the year for CVA. I just wanted to take a moment to talk about some of it. First we sent out the ballots for our elections of new and returning board members. Please remember to vote and send in your ballot it only takes a few minutes and the return envelope is self addressed and stamped. Remember if you forget to mail your ballot you can still bring it with you to the September 23rd General Meeting and it still will be counted!



We also will be voting on a possible new club logo design at that meeting so if you want to be a part of that make sure you attend that meeting. Also coming up very soon is the Fun In The Sun Tournament, October 21st. If you would like to help with the tournament let John Downey know and he will find a job for you!! The following Sunday October 28th. is the end of the year Club Shoot and Awards/BBQ! Again we can always use extra help, so if you would like help let John or any board member know and we will put you to good use!!! There is so much going on in October and the last thing on the agenda is our annual JOAD Halloween Bash and BBQ.

Because of everything we decided to have that on Saturday November 3rd just after Halloween which is on that previous Wednesday. Oh and I almost forgot we are planning a JOAD work party for Sunday October 14th. to add new bails and move some things around to help make our JOAD area more efficient! More to come on that but if you would like to help, you can contact me or come out any Saturday to JOAD and let us know we will put you to work!!


So as you can see things are very busy at the end of the year!! And we still have The Toys For Tots Tournament in December! With all this being said, I just wanted to take a moment and say I think we had a very good year at CVA!! I think with the huge increase in popularity of our sport, all the people who help every weekend at JOAD did an exceptional job of handling the big crowds and making our club the best anywhere I have been or seen!!!

I am looking forward to continuing working to making Conejo Valley Archers the best Archery venue in the country!! And with everyone's help this is very possible! Next year we hope to break ground on the new FITA Tournament Range, and there is always the constant upgrades and maintenance of our beautiful range and with you all helping just a little bit that is what makes CVA so special!!

Thanks to you all and I hope to see you all out enjoying our great range!!

All My Best,

Coach Dave Dragan



CVA JOAD News



HI All

We had a great weekend for testing last week. Five shooter's were up for the task. Daniel Peace got his Junior Bowman pin with points to spare as did brother Mitchel. However, Mitchel acquired his Bowman pin. I think we have a competition going on in the family! Jalen Lowry got his Yeoman pin too. Jalen is back from a long hiatus but must have done some practicing because he blew by the required points needed for his pin. Grandpa Jim got in the swing of things and was certified last week as a Level 1 coach. No pressure Jalen. Then we have little Gracie Lisak. She got her Yeoman pin with mom and dad anxiously standing by. It was a nail-biter for sure but Gracie came through with flying colors! Good goin Gracie! Doritina Pentico hasn't let off on the accelerator pedal either. She came through with a whopping 264 to cinch her place as a Master Archer. One more to go, Expert Archer, and she will be among the few going after the coveted Olympian titles. Good going and congrats to all you youngsters for showing perseverance and staying focused! All of us coaches are really proud of all of you!

Nothing new on the next JOAD BBQ bash. I believe chef Mike went "shopping" last weekend, but not sure. We'll have to talk over our strategy to find out when the next BBQ will be. We will of course keep everyone informed.

There has been a lot of interest in Level 1 and 2 courses lately. These are done on an individual basis. If you are interested give me a call or email. In November, Dave and Richard will be visiting the U.S. Olympic Training center in Chula Vista in hopes of getting their Level 4! We will also keep you in the loop on that one too! Thanks again to all our little helpers who work the 5M line and private parties. We couldn't do it without you! Well that's about it for now see you all next Saturday

Coach Mike

JOAD Frequently Asked Questions

As a coach in our JOAD program, one of the things I get asked (every week it seems) is what is JOAD. I thought I would take the time in this article to talk a little about JOAD and answer some of the questions I frequently get asked.


O.K. So what is JOAD?

JOAD stands for Junior Olympic Archery Development Program, and is intended for children. JOAD was founded in 1960 by George Helwig. George is no longer living (1917-2001) but had quite the prodigious career in Archery, and participated in three separate Olympics. He was the coach at the 1972 games in Munich, and the 1976 games in Montreal. He was also the head referee at the 1984 Olympic Games in Los Angeles. At the ripe old age of 83 he won the Gold Medal at the Baton Rouge (La.) Senior Olympics in 2000, just one year before he died.

As the national tournament director at Miami University in Oxford for 31 years, he was also in charge of running the national archery tournament held there. George was active in the Federated International Target Association (Federation International de Tir A L'arc~International) for 31 years, and was awarded numerous medals, honors and awards, during his career including the National Archery Associations medal of honor.

How does the National Archery Association, JOAD, USOC, and USA Archery all tie together?

JOAD, as part of the NAA, surprising owes its existence in part to the American Civil War. How you ask? A little more history will explain the link.



The National Archery Association was founded by Southerner's Maurice and Will Thompson shortly after the end of the Civil War. Having the misfortune to be on the losing side of the Civil War after their plantation was burned to the ground by Union Soldiers, they had little means to make a living. They decided (were forced) to live off the land in the neighboring hills and woods. Forbidden by the Union laws to use firearms, they hunted for food by using the weapon they had both learned to shoot as youngsters: the bow and arrow. Later in the 1870's, after moving to Indiana, Maurice compiled his notes on their archery experiences into articles and stories that were published in various national magazines. The best of these articles were gathered together and subsequently made into a book called "The Witchery of Archery", which is still in print. The books' popularity brought archery to the public's attention and various Archery clubs were formed across the United States as a result.

In 1878 various archery enthusiasts from Chicago met with the Thompsons with the purpose of organizing the scattered clubs into the National Archery Association (NAA). Due to their efforts the NAA was founded in 1879, and Maurice was elected as the first president.

In 2004, the NAA trademarked the name "USA Archery" to assume the role of doing business as the "National Governing Body" (NGB) for the Olympic Sport of Archery". USA Archery then is the NGB for archery in the United States and is a member organization of the United States Olympic Committee (USOC).

What are the various age groups for JOAD, and what distances do they shoot?

JOAD archers are separated by gender, and are broken up by age groups into four divisions; Junior, Cadet, Cub, and Bowman (and sometimes Yeoman)

Juniors

Athletes may compete in the junior class up to and through the year of their 20th birthday. Junior athletes shoot at “adult” distances and target face sizes in both USA Archery and JOAD Competitions.

Indoor Tournaments - Junior Archers shoot 60 arrows at 18meters in competition, at the 40cm target face; with outer 10 ring scoring for Recurve, and inner 10 ring scoring for Compound.

Outdoor tournaments – Archers shoot 36 arrows at each of 4 distances using outer 10 ring scoring (tournaments are usually shot over two days). Female archers shoot at 70m, 60m, 50m, and 30 meters; while male archers shoot at 90m, 70m, 50m and 30 meters. The two long distances are shot on a 122cm target face, while the two short distances are shot on an 80cm target face.

For ranking purposes, Recurve archers shoot at 70m on a 122 target face and Compound archers shoot at 50m on an 80cm target face. For Individual Olympic Round (OR) and Team Rounds; Recurve archers shoot at 70m on a 122 target face and Compound archers shoot at 50m on an 80cm target face for ranking.

Cadet

Athletes may compete in the cadet class up to and through the year of their 17th birthday. Cadet athletes shoot “masters” distances and target face sizes in both USA Archery and JOAD Competitions.

Indoor 18m competition is also 60 arrows at the 40cm target face; outer 10 ring scoring for Recurve, and inner 10 ring scoring for Compound.

Outdoor tournaments - Female archers shoot 60m, 50m, 40m, 30m, while male archers shoot distances of 70m, 60m, 50m and 30m. The two long distances are shot on a 122cm target face, and the two short distances are shot on an 80cm target face.

Recurve archers shoot at 60m on a 122 target face and Compound archers shoot at 50m on an 80cm target face for ranking.

Individual Olympic Round (OR) and Team Rounds; Recurve archers shoot at 60m on a 122 target face and Compound archers shoot at 50m on an 80cm target face for ranking.



Yeoman –

This class is for young beginning archers. This class is for youths up to and through the year of their 9th birthday. This class is not offered at National Tournaments and is optional at other tournaments.

Indoor - at the Tournament Director's discretion, i.e. 30 arrows at an appropriate target and distance (5m or 10m).

Outdoor - at the Tournament Director discretion, i.e. 15m or 10m.

What is the JOAD Committee, and how is JOAD organized?

The JOAD Committee governs the JOAD Program, and consists of a JOAD National Coordinator, four Regional Coordinators (one from each of the four USA Archery geographic regions) and one Athlete Representative.

The member terms are two years and are staggered to provide program continuity. Committee members agree to comply with the USAA code of conduct and code of ethics. NOTE: Committee service is an unpaid volunteer position.

The "Athlete Representative" is an appointed position and is filled at the beginning of even years. The South and East regions representatives are appointed at the beginning of odd years, while the North and West regions are appointed at the beginning of the even years. USAA bylaws, allow committee members to serve up to three, two year terms.

The National Coordinator

The National Coordinator is appointed by the president of USA Archery and approved by the USA Archery Board of Governors (BOG). The National Coordinator selects the Regional Coordinators and the Athlete Representative and may select other members for special assignments.



Specific information on the dress code, along with a list of do's and don'ts is available on the USA Archery website www.usarchery.org.

What are the Equipment Inspection rules for JOAD & NAA Archery Events?

There is generally an equipment inspection before a tournament begins. The inspection is to make sure the equipment being used conforms to FITA rules. Even when there is an equipment inspection performed, it is still the archer's responsibility to make sure their equipment is legal. If the equipment isn't right at inspection, the archer is advised and given the opportunity to fix it. If the illegal equipment is later found, the archer could be disqualified.

When archers have their equipment inspected they need to take all of the arrows they might shoot, their bows, and release or finger tab. The archer should hold their equipment in such a way that the official can see it.

All archers need to have their arrows marked with their initials on the shaft, not on the fletching. They are marked so that if more than one person has the same fletching; the owners can still be identified. The arrows can be numbered if desired. Some archers include extra nocks of a different color in their equipment. Changing the nock color is another way to identify arrows.

See the FITA Rulebook for complete equipment rules and regulations.

Written by John Downey



August Club Shoot

Club Trophy (Top Five Handicapped Scores)

Doritina Pentico is still at the top of the standings this month for the Coveted Club Trophy Belt Buckle with a 567 average. In close pursuit are both Norman Rice (567) and Clark Pentico (557.4). Will Doritina pull it off to become the first Youth in club history to win the trophy? It will all be determined next month. No pressure Doritina.

NAME	SSCORE AVG	STYLE
Doritina Pentico	567.0	FS
Norman Rice	558.0	FS
Clark Pentico	557.4	FS
Keith Murphy	555.8	BHFS
Steve Price	547.2	FS

Club Trophy Non-Sight (Top Five Handicapped Scores)

The Club Trophy Belt Buckle (above) has always gone to a compound bow archer before. The Board thought it only fair to rectify it this year. The new Trophy Belt Buckle therefore will go to the individual with the top five handicapped scores shot in either of the Traditional Styles including Longbow, Recurve or Selfbow. In order to qualify for this trophy no sight aids, clickers or other devices are allowed.

NOTE: The scores would have been closer except several of the above archers do not have the needed 5 scores (with handicaps applied) necessary to win yet. This will change next month. As of now, Curtis Hermann is at the top, followed closely by John Brix, less than 2 points back.

NAME	SSCORE AVG	STYLE
Curtis Hermann	511.2	TRAD
John Brix	509.6	TRAD
Rob Ramos	436.0	TRAD
Bob Bombardier	424.8	TRAD
Garry Magness	372	TRAD

August Club Shoot

Perpetual Trophy (Top 10 Scratch Scores)

As of now we have a tie for Perpetual Trophy with both Keith Murphy and Clark Pentico having identical scratch totals of 5204 (520.4 average). This one is truly coming down again to the last shoot of the club year. So who will win the trophy this year? ... Stay tuned.

NAME	SCRATCH TOTAL	STYLE	AVG SCORE
Keith Murphy	5204	BHFS	520.4
Clark Pentico	5204	FS	520.4
Norman Rice	4653	FS	465.3
Steve Price	4223	FS	469.2
Doritina Pentico	4066	FS	406.6

Golden Ager (Top Three Handicapped Scores)

Norman Rice looks to have a nice lead in the standings for this trophy.

NAME	SSCORE AVG	STYLE
Norman Rice	565.30	FS
Steve Price	548.70	FS
Chuck Thurber	539.70	FS

CONEJO VALLEY ARCHERS ANNUAL FUN IN THE SUN SHOOT

ZOMBIE ALIEN NOVELTY & 3-D SHOOT

SUNDAY OCTOBER 21, 2012 @ 8:30 AM

30 TARGET MARKED YARDAGE 3-D

(Traditional Stakes – None over 50 yards)

SHOOTING STYLES

Senior, Adult, Young Adult,
Youth, Cub

FS, FSL, BHFS, BHFSL, BH, BB

FITA Recurve - LB (Longbow)

RB (Recurve) – SB (Selfbow)

**Class 1-A Zombie License
Required – Issued at range**

2 ARROWS

Marked Yardage

10 – 8 – 5 SCORING

Mulligans, 2 available \$1 each



REGISTRATION

7:45 AM TO 8:45 AM

SHOOT STARTS AT 9:00 AM

Adults \$20

Family* \$30

Couples \$25

Seniors (60+) \$15

Young Adults (15 - \$15

Youths (12 – 14) \$10

Cubs (under 12) \$ 5

(*Includes Husband, Wife, and
Dependent children under 18)

Limited RV Camping Available - (805) 654-3951 or e-mail: County.Parks@ventura.org

No Dogs allowed on Range or in County Park. Limited Full RV Hook-ups & Tent Camping in adjacent county park. If you park inside the "county park" at any time you must pay a daily parking fee of \$4.00. Free day parking inside our fenced range.

DIRECTIONS: TAKE THE 118 FREEWAY INTO SIMI VALLEY. EXIT AT TAPO CANYON. NORTH ON TAPO CANYON ROAD 3 MILES TO TAPO CANYON PARK, TURN LEFT INTO THE PARK. THE RANGE IS INSIDE THE PARK TO THE LEFT AS YOU ENTER. FOR INFORMATION CALL 213-922-3899



Calendar of Events

Sept 23rd CVA Club Shoot

Oct 13th Mojave Archers Boo's Eye Novelty 30 targets 2 arrows

Oct 14th Oranco Bowmen Tomahawk 42 marked yardage #d 2 arrows

Oct 21st CVA Zombie Alien Novelty & 3d shoot noting over 50 yards 2 arrows

Oct 21st Pasadena Roving Archers 5th annual Traditional Tournament 28 targets

Oct 21st Riverside Archers Muley Crazy 3D unmarked 42 targets

Oct 28th Cherry Valley Bowhunter's Fall Turkey Shoot-42 3D targets 1 arrow unmarked

Oct 28th CVA Club Shoot

FITA/JOAD Calendar of Events

Friday, September 21, 2012 - Sunday, September 23, 2012 08:00am - 05:00pm

Pacific Coast Championship :: SAC Ranking Tournament (FITA)

Oct 6-7 Duel in the Desert Trails & Desert Open California Long Beach

Oct 15—12/31/2012 J.O.A.D Mail in Tournament Series— See Mike Broder during JOAD session for details

Classifieds



805.581.1671

2150 Agate Court • Simi Valley, CA 93065

Archery Sports

Invites everyone from CVA to come in and take a look.

If you don't know they have moved to

6641 Santa Susana Pass Road

Simi Valley, CA 93063

(805) 557-0335

Archery Sports is offering a 10% discount to all active CVA Members.


You must be a member in good standing of CVA and show your gate Key to receive the discount.



Conejo Valley Archers
P.O. Box 3982
Thousand Oaks, CA 91359

*Remember with the
time change next club
meeting will start at
11:00 AM*

Reminder: Range Beautification Days
are the 1st Saturday of even months



CONEJO QUIVER



info@cvarchers.com
www.cvarchers.com

Monthly Newsletter

October 2012

From the Prez

To all CVA member's

It is hard to believe that a full year has happened since the last elections. First of all I would like to thank Laura Loya and Chris Champigny on their service on the board and to congratulate the new board members Bonnie Marshall and Robert Luttrell. I look forward to working with the entire board over this next year.



This last year has been great for CVA, membership is up, participation is up, finances are solid, JOAD is at capacity, and we have been making progress on the new FITA range. What more could we ask for? Well that is the question I asked the new Board of Directors to think about, and right now I am asking you the same question. We are putting together a plan to take a deeper look into how we can improve CVA over this next year. So expect some changes. If you have ideas on the direction of CVA please, feel free to contact me or one of the board members.

The end of the year awards & fun shoot are coming up on October 28th. Please, come out. There will be food and fun. The schedule is as follows:

8:00 – Fun Shoot (Shoot some or shoot all the targets, just have fun)

11:00 – Introduction of Board of Directors

11:05 – Food

11:45 - Awards

To make things a little more interesting I have decided to use the 28 target NFAA range and do a 2 arrow shoot as follows:

- ◆ **-Targets 1 to 7: Hunter/field (just like the normal shooting)**
- ◆ **-Targets 8 to 14: NFAA animal round (So people learn about the animal rounds)**
- ◆ **-Targets 15 to 21: Left over zombies and 3D from the Fun in the Sun shoot**
- ◆ **-Targets 21 to 28: President's choice (let's see how creative/wacky I can be???)**

This plan is subject to change, so be ready for anything. Detailed instructions will be provided on shoot day.

Keep score, as I will award guest passes to the World Famous Magic Castle in Hollywood to the highest compound and traditional shooters.

The course has cub and youth stakes for the kids, so if anyone has never shot the roving range this is a great opportunity, to check it out.

Also, this is a great time to have some fun and meet some of the other members of the club that you might not meet otherwise.

Now, let's get out there and shoot some arrows and get ready for the winter season.

Clark Pentico
CVA President

From the desk of The Vice Prez

Dave Dragan



Hi Everyone,

Well as you all might know the elections for new board members and executive directors have been held and the results were announced at our last general meeting. I would like to take a moment to first thank our board members who are leaving. Laura Loya and Chris Champigny for their help and dedication to making CVA the best archery club around! Although they both will not be on the board I know that they will continue to help us grow and always be giving members especially around JOAD!!

My personal thanks to you both for your hard work and dedication!! Now the two new members who were elected are Bonnie Marshall and Robert Luttrell, who I know will be an asset to the board and we all welcome you and look forward to working with you this coming year to help with a long list of things we want to accomplish!!

Kurt Hoberg was reelected for another term as well as Clark Pentico for President, John Downey as club secretary, and myself as Vice President. I know that I speak for us all when I say that we all are dedicated to working to make CVA the best Archery Club and Archery venue in the country, and to help our membership grow with positive ideas and support for all our members!! But we can't do alone so remember as members we all need to join in and help where ever we can, come to the club meetings and let your board know what's on your mind so we can better serve you!!

That being said I am looking forward to a very busy and productive year and continuing to make our club the best it can be!!



Now just a few reminders of things coming up on the calendar. First is the Fun In the Sun tournament on Sunday October 21st. Then our end of the year club fun shoot and club awards/BBQ on Sunday October 28th, and finally our annual JOAD Halloween Bash on Saturday November 3rd. As you can see it is going to be a busy few weekends in a row!!

All of these events take a lot of effort to set up and clean up, so this is a great opportunity to step up and get involved in you club! Just contact any of the board members if you would like volunteer some time and help and we will put you in contact with the appropriate person who will assign you a job! Just remember it takes all of us working together to make this happen and its a fun way to meet other club members who share the same love of this sport as you do!!

Thanks again everyone for all that you do and I truly am looking forward to serving another term as your Vice President. And I want you all to know that you can contact me anytime be email or phone if you have any concerns or ideas and I will always respond as soon as I can!

I look forward to seeing you all around the range, remember to always shoot for the gold!!!

All My Best,
Coach Dave Dragan

CVA JOAD News



HI All

Hi all,

Well, here we are supposedly moving into our winter months and it's still 90 degrees and maintaining! This month we had two archers pressing on to hit the mark. Jalen Lowry easily acquired his Junior Bowman pin with points to spare. He is showing good form and a determination to penetrate the ranks. And we have a new member! Stephanie Hullar of Simi Valley has joined our group. She also easily acquired her Qualified Archer pin and is eager to press onto the next level. Welcome aboard Stephanie!

Talked to Chef Mike and all seems in order for the 6th Annual **JOAD BBQ Bash**. **The date set is November 3, 2012**. So, all you party animals, let's get our festive gear in order and start organizing this thing! As usual, check in with Chef Mike and crew to work out the details. Can't hardly wait!

Rumor has it that head coach Dave is planning a few changes at the JOAD facility. Possibly reconfiguring some of the target bales to accommodate and spread out the crowds. Check in with Dave to see when and how you might be able to help out. Thanks again for all you volunteers who have been helping out with the massive crowds we have hosted lately...without your help this program would not be able to succeed! Thank you, thank you and thank you..... :)

So, that's about it for now....see you out there next Saturday.

Coach Mike

THE MOST AMAZING ARROW EVER MADE!

A Guide to understanding today's carbon arrow.

By Curtis Hermann

The majority of the marketing dollars a manufacturer utilizes to entice the archer to spend his hard earned dollar is in the advertising of a speed bow. I think we can all agree on that and confirm it by perusing the ads in that archery magazine lying next to your recliner.

I have always found this to be ironic because archery knowledge going back to the first writings has placed the bow in third place in the importance of equipment. Even ³Ishi² Americas last wild native spent only a moderate amount of time building a bow but intensive care and precision went into the making of an arrow and stone point.

Let's take a moment to explain these three pieces of equipment that an archer must possess. #3.) The purpose of the bow is to propel the arrow, it does so as the archer (using muscle) pulls the string and loads energy into the limbs, release the string and that energy is then transferred to the arrow. The bow does little more than that, it is inherently accurate if shot in the exact same way every time whether or not it is expensive or a budget model.

#2.) The arrow has a simple job, it is a delivery system whose objective is to place the point on the front of the arrow exactly where the archer aimed it over various distances. To accomplish this it must be perfectly straight, well fletched and spined (exact stiffness to react to transfer of limb energy) to match the draw weight of the bow. Time spent making the perfect arrow always rewards the archer with improved performance.

.) The point of the arrow does the real work as it penetrates the intended target. If that point is a broadhead it must be very sharp very straight in manufacture and placed on the arrow shaft in absolute perfect alignment to maintain accuracy, to transfer the most kinetic energy to do its job upon contact with the intended target.


THE MOST AMAZING ARROW EVER MADE!

Many decisions need to be made in order to select the best broadhead for your set up and that is a subject for another day but here is a couple of hints. The faster the bow the lighter the arrow the closer your broadhead must resemble a field point to minimize the effect of the blades on arrow flight. In other words an 80# bow with a 350grain arrow traveling at 300 FPS and fletched with 2² vanes will work best with a mechanical broadhead or small diameter short bladed broadhead. A 50# bow with a 500grain arrow traveling at 190-220 FPS and fletched with 5² feathers will want a leading edge cut on contact head with as close to a 3 to 1 ratio (Length to width) as possible.

If the point is a target point its manufacture need not be quite as precise, nor does it need to be so precisely centered on the shaft to maintain accuracy. Because of the absence of blades the target point does not attempt to control arrow spin (the job of the fletching) as does a broadhead and therefore has less effect on accuracy.

So as you can see from the above the arrow point is the most important piece of equipment as it does the ³real work² when it makes contact with the intended target. It is however simple to manufacture in precise weights and straightness and is of no value without the arrow as a delivery system. The bow is the same, it can be loaded with energy but without a delivery system the energy has nowhere to go and therefore no value. This leaves us with the arrow and for the arrow to do its job it must have many qualities that work together over time and distance to deliver the point to its intended target.

Over the history of archery finding the best or most perfect materials formaking a better arrow has been an ongoing effort. In modern times Port Orford cedar (a straight grained light weight but strong wood found buried



THE MOST AMAZING ARROW EVER MADE!

in the hillsides of the Pacific North West) became the choice of the arrow smith. During World War II, Jas. D. Easton brought us tubular aluminum (now referred to as alloy) that could be easily manufactured in exacting weights, strengths, stiffness (spine) and straightness, setting a new gold standard for arrow material.

Fiberglass shafting was made during this period by wrapping the glassfibers around a steel mandrel and impregnating the exterior with resin for strength and stiffness. Eventually these shafts could not keep up with the standards of straightness, stiffness or exacting weight tolerances of aluminum and left the market. I still own a couple of dozen of these shafts and am very fond of them.

In the 1980's a new material termed in those days as carbon graphite hit the market and it was both lighter and stiffer than the earlier fiberglass shafts, shaft makers took to it right away.

Carbon shafts got off to a rocky start, again they were made by placing the pultruded carbon fiber along the length of the mandrel and impregnating it with a high-tech epoxy resin just as had been done with the fiberglass shafts before them. They were very light weight, very stiff and very small in diameter which required bulky outserts for points and nocks and when they broke they created long slivers of carbon. The first scare came from concern for meat tainted by a broken shaft and carbon slivers, it should have been concern for archers who hurt themselves by shooting shafts where carbon had lifted from the surface.


These new shafts had two strong points in their favor, carbon was 1/3 lighter in weight and 1.4-1.5 times stiffer than aluminum over a given length, also a carbon arrow of similar strength, weight and stiffness (spine) could be made into a smaller diameter, giving the hunting archer a depth of penetration advantage.

THE MOST AMAZING ARROW EVER MADE!

Even more important was the recovery rate during the archer's paradox. Upon release of the bowstring the carbon arrow recovered and straightened out in flight much faster than aluminum. The effect of this was a more forgiving arrow, less loss of kinetic energy during vibration and an improvement in the ease of tuning the arrow to the bow.

Manufacturers worked hard to overcome the deficits of the original carbon shafts and came up with a bi-ply wrapping (multi-layered multi-directional) that eliminated the splintering problem and allowed the shafts to break cleanly, this also made them stronger and more consistent in spine and weight. Today carbon shafts are made on a stainless steel mandrel, wrapped in layers (4-6) both diagonal and linear and coated with stronger epoxies subjected to high pressure to maintain shape before being placed in a curing oven. Spine/deflection and overall mass is controlled by individual carbon thread diameter, how tightly it is wound and the amount of resin forced onto the surface. Once removed from the mandrel they are sanded to remove any imperfections then sorted or culled by straightness. Shafts that have a straightness tolerance over 28 inches of +/- .0015 or +/- .001 will become your upper end or expensive shaft, +/- .002-.004 will become your medium range and .005-.006 will become the shafts you find at Wal-Mart or Big5 stores. Finally any slick finishes, graphics or logos are applied.

Here is a piece of information that can save you dollars, most of the inaccuracies or bends in a carbon shaft are at the ends, if you are willing to spin-test your new shafts by placing a new target point into an insert -place into each end of the shaft (do not glue) you can spin it and decide which end is crooked and trim that end or a little off each end if needed. It is not difficult to trim a +/- .002-.004 shaft into a +/- .001 shaft. Eventually (1990's) most carbon shafts were made in $5/16^2$ diameter (now known as $3S^2$ series conventional diameter shafts) eliminating the small diameter advantage (a 2020 or 2018 aluminum hunting shaft is also $5/16^2$



THE MOST AMAZING ARROW EVER MADE!

3. The 9/32 or 17/64 diameter of today's X-series of micro diameter shafts puts the center of the arrow dead down the center of a recurve that is cut 1/8" past center, making for easier tuning and a more forgiving shaft. This one is important to me.

4. And finally they are the toughest longest lasting most trouble free arrow material that they have ever come up with, perhaps not perfect yet, but certainly the best I have ever seen in nearly sixty years of archery, they are truly a ³Most Amazing Arrow²!

This last season Easton Arrow Company has come out with the Injexion ³G²Series Ultra Micro Diameter shaft in both A/C (aluminum & carbon) and carbon only. Stainless Steel inserts (65% stronger than aluminum) for Focused Front of Center (FFOC) balance and with 40 threads per inch for keeping points more secure with less rattling and a specialized boattail broadhead for less friction during penetration and better accuracy.

Choosing which carbon arrow is best for your set up is no easy task as the choices are many. Your choice may be limited by what your local pro-shop carries unless you are willing to use mail order/catalog system. Cost is always a factor in any purchase and you must balance that - so I can give some general tips to help you narrow your choices. 1. Straightness: Straight is always better but there is some limitations. If you have one of those very expensive bows we discussed at the beginning of this column, assuming it is tuned perfectly, that you have one of the better scope/pin set ups on the market and a properly tuned upper end release then an arrow straightness of +/- .0015 to +/- .001 is the way to go to maximize your equipment's potential. At this level you will want to explore the choices of smaller diameter A/C/C (Alloy Carbon Composite) macro diameter or other specialized upper end choices. Go for the very best and stay competitive.



THE MOST AMAZING ARROW EVER MADE!


4. The ³S² series of 5/16² diameter shaft with ICS (internal components i.e. Push in nocks and inserts) will compete if not dominate the market for a few more years for the majority of archers due to reasonable price and straightness and dependability, however I do think they lack a little in toughness due to the thinner wall and will slowly give way to the ³X² series of Micro diameter shafts.

5. For the experienced or professional archer/bow hunter the new macro diameter shafts such as the Easton Injexion will become the rule, rather than the exception as they combine championship target archery technology with hunting toughness to make the most perfect arrow to date. I suspect this trend of small micro/macro diameter, thick walled shafts will continue for some time with most arrow manufacturers because of the inherent benefits of accuracy, penetration and wind resistance. The Most Amazing Shaft Ever will continue to improve and serve the archery community well.

I do hope this helps you to understand the carbon arrow better.
Curtis

I've included with this column a picture of Doritina Pentico and her antelope from this years hunting season, her first of a long career going forward for this young huntress. Dortina took the International Bow hunter

Education Program (IBEP) class with me last year and has definitely put what she learned into practice. Congratulations Doritina, I'm very proud of you! Her father Clark is also pictured with his antelope and as Doritina's master mentor you can see what a good team they make. Good hunters both!





TECH TALK WITH JBD – FUN IN THE SUN




Some of you are no doubt aware that this weekend's **Fun in the Sun Tournament** has a Zombie Theme for the first time. This tournament is just one of the five we put on every year. I thought I would explain just what goes into putting on one of these tournaments. The explanation is due in part to a question we often get; specifically "Why don't we put on more tournaments than we do". We currently put on the **Pacific Coast 3D Adventure** in January, the **Pac Coast Traditional Challenge** in May, the **Dry and Dusty** in June, my **Fun in the Sun** in October, and the **Toys for Tots Tournament** in December.

I won't speak for the other Tournament Chairpersons (Bob, Keith, Richard, and Rose & Laura), but I will say that putting on one of these tournaments is a lot of work. I'm amazed that we are able to even put on five, let alone more.

This year, I had the brilliant notion to give the **Fun in the Sun Tournament** a Zombie theme. Afterwards, it occurred to me that we really needed to do something special for awards, in addition to needing some novelty Zombie targets. After all, if Bob Bombardier can give out custom hand knapped and assembled wooden arrows for his Traditional Tournament, I should be able to come up with something special for mine, right? The fact that Bob can do this year after year and still has all his fingers is a testament to man.

Proving that there is no end to my brilliance, I decided that we needed to give award medals that had a little extra zombie touch ... all that would be required to do this was white ribbon, metal rings, and some green and red paint. I suppose I should add that I also needed to convince my wife, the "archery widow", to sew the white ribbon ends together for me. Now this was no little task in itself as there is nothing my wife dislikes more than sewing.



TECH TALK WITH JBD – FUN IN THE SUN

(It may have something to do with her experience in high school tearing out and redoing the seams in a gym blouse that the girls were required to make for Home-Ed. I'm told that her record of twelve seam tear-outs still stands.)

So all that was required was a quick run to Joanne's to pick up red, and green latex paint, and 16 spools of white and off-white ribbon (naturally, there wasn't enough of any one color – I should have been able to predict this one) and metal rings. I might add that I also needed to hear my wife tell me what she thought of this “hair-brained idea” all the way to Joanne's ... but I digress.

NOTE: The ribbons needed to be precisely 34 inches long (according to my wife the ribbon design consultant) and sewn together at precisely 60 degrees so they will lay flat. The end of each of the ribbon lanyards will have a metal ring sewn into the end that matches up to the ring that each medal already has.

In true family togetherness, as she sewed them together, I ironed the seams flat so they could be trimmed prior to putting in the metal ring. (I was fortunate that the noise of the sewing machine running mostly covering up her running commentary on the sanity of this project.) After the award ribbons are completely sewn they will each have Iridescent Green (Zombie Goo) and Red (Blood) Latex Paint splattered and dripped over them to complete the Zombie Theme. You would think that someone sells a fragging Zombie Theme Ribbon that would have saved me this effort, BUT NO!


Oh ... I suppose I should apologize for my typing because the band-aids on my fingers (from cutting the ribbons) are making it difficult to type. On a positive note though, my blood on the ribbons won't be noticed after they are splattered with red & green paint.

TECH TALK WITH JBD – FUN IN THE SUN

A Zombie Theme – what was I thinking? Suitable Zombie targets are a requirement for a tournament of this type, and you can't just run down to your local store of choice and buy Zombie theme targets. These needed to be ordered through the Internet ... Gotta love Amazon.com. Now all I need to do is paste up a bunch of zombie targets on cardboard, and decide where to put them on the range. I will also need to mark up the targets with 10-8-5 scoring rings. Hmmm ... do you kill Zombies in the heart or head or both?

So what else still needs to be done for this tournament (similar decisions need to be made for all our tournaments)?

- We still need to decide on which of the 28 Target Lanes will receive one of the Novelty Zombie Targets.
- After a decision is made of which 3D Animals to use based on size and lane placement (you wouldn't want to put a tiny squirrel target at 80 yards) the 3D Critters need to be hauled out and positioned at the various targets (on Saturday). The 3D Targets are held in place by metal bars that are sledge hammered into the ground.
- While we don't do this at every tournament, this year we will be putting up Traditional Stake Markers for any of the shots that are over 50 yards.
- Many of the targets also have a special location (closer) for the kids to shoot from.
- I still need to make up general "Tournament Instruction Sheets" (because some genius decided to go with a Zombie Theme this year)
- I will also need to modify the existing score card template and print up new Score Cards (ditto).



TECH TALK WITH JBD – FUN IN THE SUN

- Also, a few of the Target Lanes will need new Lane Instruction Sheets (ditto).
- **A reminder call will need to go out to all my friends about the work that they promised to do in the tournament. This usually includes Registration (usually three individuals), kitchen chores (two more), and back canyon snack shop when we run one.**
- We also frequently run special clout events (such as our running pig or flying ring), which requires additional help.
- The Stage Overhead Shade cloth will need to be put up as well as the audio PA system.
- The Parking Lot will need to be prepared with stripped parking lines.
- While we won't do it for this tournament we frequently have a "Taxi-Shuttle Service" (truck with trailer and straw bales) to take folks out to various parts of the range.
- Finally we will put up E-Z Ups Shade Awnings as needed around the range.

All of this is just to prepare for the tournament. After the tournament everything needs to be put back, and the kitchen cleaned up from all the hot dogs and other tasty food items sold during the tournament. As you can see, there is a lot of work that goes into putting on one of these tournaments.

Please come by on Sunday to shoot the tournament and by all means feel free to lend a hand. I'm sure we can use the help.

CONEJO VALLEY ARCHERS ANNUAL FUN IN THE SUN SHOOT

ZOMBIE ALIEN NOVELTY & 3-D SHOOT

SUNDAY OCTOBER 21, 2012 @ 8:30 AM

30 TARGET MARKED YARDAGE 3-D

(Traditional Stakes – None over 50 yards)

SHOOTING STYLES

Senior, Adult, Young Adult,
Youth, Cub

FS, FSL, BHFS, BHFSL, BH, BB

FITA Recurve - LB (Longbow)

RB (Recurve) – SB (Selfbow)

**Class 1-A Zombie License
Required – Issued at range**

2 ARROWS

Marked Yardage

10 – 8 – 5 SCORING

Mulligans, 2 available \$1 each



REGISTRATION

7:45 AM TO 8:45 AM

SHOOT STARTS AT 9:00 AM

Adults \$20

Family* \$30

Couples \$25

Seniors (60+) \$15

Young Adults (15 - \$15

Youths (12 – 14) \$10

Cubs (under 12) \$ 5

(*Includes Husband, Wife, and
Dependent children under 18)

Limited RV Camping Available - (805) 654-3951 or e-mail: County.Parks@ventura.org

No Dogs allowed on Range or in County Park. Limited Full RV Hook-ups & Tent Camping in adjacent county park. If you park inside the "county park" at any time you must pay a daily parking fee of \$4.00. Free day parking inside our fenced range.

DIRECTIONS: TAKE THE 118 FREEWAY INTO SIMI VALLEY. EXIT AT TAPO CANYON. NORTH ON TAPO CANYON ROAD 3 MILES TO TAPO CANYON PARK, TURN LEFT INTO THE PARK. THE RANGE IS INSIDE THE PARK TO THE LEFT AS YOU ENTER. FOR INFORMATION CALL 213-922-3899



Calendar of Events

Oct 21st CVA Zombie Alien Novelty & 3d shoot nothing over 50 yards 2 arrows

Oct 21st Pasadena Roving Archers 5th annual Traditional Tournament 28 targets

Oct 21st Riverside Archers Muley Crazy 3D unmarked 42 targets

Oct 28th Cherry Valley Bowhunter's Fall Turkey Shoot-42 3D targets 1 arrow unmarked

Oct 28th CVA Club Shoot

Oct 28th San Diego Archers Iron Man Competition unmarked 3D/AnMI/Hntr/Fld

Nov 4th Verdugo Hills Archers "New Daze of Verdugo" shoot marked yardage.

Nov 11th Riverside Archers William Tell 3D Marked 25 Targets 2 arrows

Nov 18th Mojave Archers Fall Back 3D unmarked 3D 42 targets

Nov 25th CVA Club Shoot

FITA/JOAD Calendar of Events

Oct 6-7 Duel in the Desert Trails & Desert Open California Long Beach

Oct 15—12/31/2012 J.O.A.D Mail in Tournament Series— See Mike Broder during JOAD session for details

Classifieds



805.581.1671

2150 Agate Court • Simi Valley, CA 93065

FYI

3D Range Rules

1. NO Broad Heads are to be shot at 3D range targets.
2. ONE ARROW ONLY to be shot PER TARGET.
3. DO NOT take cross canyon shots. Safety first!!
4. If you don't have a clear shooting lane, clear the lane before shooting.


Range Beatification days

Are the first Saturday of even months. Dec 1st is the next day. Please come out and help keep the range beautiful. Mark your calendars

Conejo Valley Archers
P.O. Box 3982
Thousand Oaks, CA 91359

*Remember with the
time change next club
meeting will start at
11:00 AM*

Reminder: Range Beautification Days
are the 1st Saturday of even months



CONEJO QUIVER



info@cvarchers.com
www.cvarchers.com

Monthly Newsletter

November 2012

From the Prez

To all CVA member's

Busy. Busy. Busy.

The last three weeks have been busy at the range. We had the Fun in the Sun Zombie shoot, fun shoot and awards for the club and then the JOAD Halloween BBQ. If you did not make it to any of them, you missed out. All of them were a lot of fun.



The Zombie shoot was creative with zombie hunting licenses, zombie antidote (coffee), and “Do not feed the zombies” signs. Big thanks to John Downey for making it all happen. If you made it to the Zombie shoot and had fun let John Downey know. I feel prepared for the inevitable zombie apocalypse that is sure to be here soon.

The club tournament for the year is in the record books. John Downey also took care of that tournament. How does he get it all done? Thanks again for making sure everyone was taken care of. If you have not seen the range record trophies, make sure you see one. They were nice engraved Buck knives. If you see one you might think seriously about participating in the club shoot next year. Which by the way starts over this month? Everyone starts out even, so this is the time to join in and shoot with your fellow club members, have some fun and win great prizes.

Mike Keena put together another one of his wild meat BBQ Halloween extravaganzas. Kudos to Mike for organizing all the food. And thanks for the coaches for making it a success, not just for Halloween, but for the entire JOAD program

From the desk of The Vice Prez

Dave Dragan




Hi Everyone,
Well we managed to get through all our October tournaments and I think we all can agree they all were a great success!

The Fun In the Sun was a lot of fun with the new Zombie theme, thanks to John Downey's strange sense of humor! And our year end club shoot and BBQ was also a big success! Lets not forget the JOAD Halloween shoot and BBQ!! I want to thank all the JOAD Coaches for helping to put on another great day for everyone. It was one long day with us also hosting a private party. And a big thanks to Mike Keena and his crew for a wonderful and very tasty BBQ,

I think everyone enjoyed the food and there was plenty for all. We can now take a little breather but the holidays are quickly coming up and we still have the Toys For Tots Tournament in early December. I am also planning a Dinner for all the JOAD Coaches and their families to thank them for their hard work and countless hours of helping with our great program. As the new year approaches we have a lot of things we want to accomplish and I know that we all a looking forward to the challenges that lie ahead!

As I am writing this, I'm with Coach Richard and Coach Brent at the Olympic Training Center taking our Level 4 training course. This is my second time training with Coach Kisik Lee our US Archery Olympic Coach and again it is a very intence course. We all are in the classroom from 9am till 9pm furthering our knowledge and understanding of the National Training System (NTS) and the KLS Shot Cycle.



Once we all finish and receive our Level 4 certification our JOAD program will have 4 level 4 coaches along with all the level 3 coaches, level 2 and 1 instructors which is very impressive. Most clubs are lucky to have 1 level 4 coach or maybe 1 or 2 level 3 coaches! But for me personally this just means that we can continue to offer all our archers the highest level of training possible to attain whatever goals they set for themselves.

We want build our program to be the best anywhere with our professional and knowledgeable staff of very talented and dedicated people!! I am looking forward to bringing this knowledge back to CVA and sharing it with all the other Coaches and staff! Hopefully this will inspire our archers to push themselves to be the very best they can be. And with the California State Indoor Championships coming up in early January,

I'm sure that CVA will once again have a large group of competitors who will represent us well and hopefully bring home some medals. But the important thing here is that they go and compete to the best of their ability and use the skills that we have taught them, and have fun!! If they can do this then all of us Coaches have done our job, and we can continue to train them to improve and strive to get to that next level!!

That's about all for now but remember if any of you club members would like to take advantage of what I think is very rare opportunity to have all these high level and skilled Coaches on our staff. All you have to do is come out on Saturdays JOAD sessions or get in contact with me and we can set up a possible private session to help you improve and hone your archery skills!! Hope to see you all out there shooting as much as possible!!

All My Best,

Coach Dave

CVA JOAD News



Hi all,

Just got back from our 7th Annual JOAD BBQ Bash and it was an amazing success! Tons of food. Lots of Halloween targets and costumes. Everyone had a great time. Chef Mike and crew out-did themselves with ribs, two kinds of chili, sausage, pig taco's and a chicken/rice dish that was out of this world. Desserts, of course, always plenty of them. Ice-cream Paul was on hand as usual.

There were plenty of cakes and cookies and brownies as well. We had great weather and the turn-out was the best yet. Thanks again chef Mike and crew for all your hard work.

Last week two courageous young archers took the next step in getting their pins. Stephanie Huller got her Yeoman pin with plenty of points to spare. Stephanie is new with us but is showing great potential. If you see her at the range give her a warm CVA welcome! Doritina finished up the prerequisite pins topping it off with the Expert Archer pin. Now she joins the elite group of six who are looking toward their Bronze Olympian pin. Considering her last score of 272, the bronze is in the bag as she only needs to shoot a 280! We'll be keeping you posted on how Doritina does in the upcoming months. Well, that's about it for now, see you all out there Saturday.

Coach Mike

Time to get your new Key

Hi all,

The club is changing the locks this Friday afternoon 11/16/12. New keys will be available to members that have paid their dues for this year. You **MUST** turn in your old keys or you will have to pay a \$5.00 deposit. There will be a few ways you can get your new keys.

1. Attend monthly club shoot/meeting to exchange your old keys for new.
2. The coaches at the Saturday JOAD will have keys to exchange.
3. Snail mail your old key to Dan Dix (or \$5.00 replacement fee) and receive a new one in return by mail.

Dan Dix CVA Treasurer

4008 Monterey Ct.

Newbury Park, Ca.91320 805-376-3568

4. I work and live in Simi Valley. You can call me and arrange to meet me to exchange keys.

Keith Murphy

CVA board member & range captain

805-558-9312

See you out at the range

Keith

Odds and End's of the Outdoor Lifestyle

By Curtis Herman

After last months lengthy column on carbon shafts I felt something lighter and more versatile would be appropriate.

Many years of archery has taught me a few things, mostly common sense things and I hope you find a few that will help you.


We have a lot of young families in CVA and nothing is more important then the younger members, so if you dream of bow hunting with a son or daughter let's talk about making the experience "Kid Friendly." My experience is that we rarely create an archer/bow hunter from a child, but we can reveal the one inside with just a little care.

The first field experience should contain three important ingredients. 1. Sunshine, 2. Good field conversation, 3. Snacks, lots of snacks, that's all it takes to reveal the outdoorsman inside that small body, however there are pitfalls to avoid, so let's go over those as well.

"Over bowed" is the one I see most, it is hard for a child to be confident if he is struggling to control his weapon and will become discouraged before they even get started. Let's not over bow our kids!

Weather is the next one and it is so important, so plan your first few trips with a keen eye on the weather report, look for sunshine, mild temperatures and light wind. Once your young partner decides this is the life for them, then they can handle what mother natures tends to send our way. Sitting in a tree stand at near freezing temperatures is not the way to start, nor is slogging through rain and mud, you get the idea.

"Panned Game Farm's," this one came slowly - as I first thought they were a good idea - so the child could experience success fairly early on. I have since changed my mind on this issue because such early success breed's expectations of the hunting experience on public hunting grounds - that do not prove to be the same as the game farm experience.



I will leave this one up to you (the parent) to decide but my experience over the years is that the game farm is ultimately a negative experience. There is very little that beats the experiences the outdoor parent shares with the little munchkin - so make this time a priority with good outdoor oriented conversation, a relaxed atmosphere and lots of good healthy snacks (and definitely some hot chocolate).

A couple of camping tips: I often camp/hunt from a tent and away from the facilities my RV provides and tent camping has its own special idiosyncrasies. One of those is tripping over guy lines, especially at night when you creep out to answer nature's call, to avoid this a visit to the local hardware store to pick up a half dozen small solar powered lights that can be placed at the entrance and the corners works great and the kids love them, it makes them feel secure about wandering around in the dark.

Often on a long backcountry hunt laundry becomes a problem, but you don't have to hunt in stinky dirty clothes - there is a simple solution. A five gallon plastic bucket and a clean bathroom plunger will make a great washing machine. Add water, baking soda or scent free laundry soap and plunge your dirty clothes for five minutes, pour out the water and add fresh water and plunge for five minutes for the rinse cycle. Lay your clothes out on small pine or aspen saplings to dry and you are done!

A small bathroom rug is a very handy camping item. I keep two in my truck attached to my tailgate where I can place them on the ground to stand on as I change out of rain soaked or muddy clothes. I also put one next to my bunk in the tent so that I have a reasonably warm place to place my feet when I get up at O-Dark Thirty to dress for the morning hunt. I have often rolled one up as a pillow on those times I have returned to the truck for a mid-day break
(NAP)

If you are new to hunting and have finally been invited to share in a hunting camp with friends you have made by joining CVA, you are at a very important juncture in your hunting career and your first impression is very important. So I am going to call this: "Be this Guy," that is if you want to be invited back next season.

Offer to cook: Even if a designated cook has been assigned help with food prep and wash up. Get up on time: Do not be the last out of their bunk in the morning, do not hold up the hunt, need I say more! Listen: Enjoy the stories being told, let the old timers have the evening and don't try to best those stories, this is not a dueling match, listen to twice as many stories as you share. Your position of dominance in the story telling theater will come soon enough.

Clean your game: Also offer to help the others clean game and get it back to camp, everyone appreciates a hand.
Result: We look forward to seeing you in camp next season!

I would like to thank CVA and Mr. JBD for the Belt Buckle and the Buck Knife, I am very proud of them and the traditional archers class. Sorry I was on vacation on awards day.
See you next month,
Curtis



Top Five Trophy (Top Five Archers - Average of 5 Highest Handicapped Scores)

NAME	AVG	STYLE
Doritina Pentico	567.0	FS
Norman Rice	558.0	FS
Clark Pentico	557.4	FS
Keith Murphy	556.0	BHFS
Steve Price	547.0	FS

John Downey, Club Tournament
Chairman




**J.O.A.D.
Halloween Pictures**



Official CVA Excuses for Missing the Spot

In order to be more efficient and save time at CVA we have developed a list of the most common excuses on why you missed the spot. This list is numbered so you can quickly refer to the number when the occasion arises and save your group the inconvenience of having to listen to you whine about your shot.

- 1 Pulled it
- 2 I keep on dropping my arm
- 3 Good line
- 4 I still don't understand fans
- 5 Choked
- 6 My peep sight was twisted
- 7 People were talking
- 8 Target panic
- 9 My arrow must have been deflected
- 10 I was letting down
- 11 I should have let down
- 12 My pins are off
- 13 I didn't practice enough
- 14 The sun was in my eyes
- 15 The sun isn't bright enough
- 16 My arm is sore from practicing
- 17 Buck fever
- 18 I didn't want to shoot your nock
- 19 I was scared I would shoot a twenty
- 20 The rabbit distracted me
- 21 I keep on punching the trigger
- 22 The bale is soft behind the spot
- 23 Wrong pin
- 24 Wrong spot
- 25 Someone farted



Official CVA Excuses for Missing the Spot

- 26 I added yardage because it was downhill
- 27 The wind blew it out of the spot
- 28 The wind didn't blow it into the spot
- 29 My range finder isn't working
- 30 I'm trying to use the whole target
- 31 My poundage is too heavy/too light
- 32 I need a new _ (bow, arrows, release, sight, stabilizer...all of the above
- 33 I'm shooting a new _ (bow, arrows, release, sight, stabilizer...all of the above ...etc.)
- 34 My carbon arrow was bent
- 35 I didn't eat my Wheaties this morning
- 36 If Katniss can miss, so can I
- 37 I was showing the new member where not to shoot
- 38 Gravity must be stronger here
- 39 It's considered tacky to beat the president
- 40 I was afraid an alien would drop out of a cloud
- 41 I still don't have enough gadgets on my bow
- 42 It was the radiation from a solar flare
- 43 Disturbance in the force
- 44 It would have hit the spot if the target hadn't moved
- 45 My telekinesis isn't working
- 46 I was afraid of the upcoming zombie apocalypse
- 47 The moon is in the wrong faze
- 48 There must have been an interruption in the space time continuum
- 49 The sky is falling
- 50 I did not bring my spot strecher



Calendar of Events

Nov 18th Mojave Archers Fall Back 3D unmarked 3D 42 targets

Nov 25th CVA Club Shoot

Dec 2nd Conejo Valley-Toys for Tots-Marked,28/2-3D

Dec 2nd Riverside Archers Christmas 3D Shoot- marked yardage 2 arrows

Des 15th Mojave Archers JOAD Christmas Charity Lucky 7 novelty 28 targets

Dec 23 CVA Club Shoot


Jan 6th San Diego Archers 3-D Unmarked 28 targets

Jan 13th Stump & Varmint Marked 2 arrows paper

Jan 20th Mojave Archers Clara 3-D Challenge Unmarked 42 1 arrow

Jan 20th Riverside Archers Javelina Hunt Marked 42 1 arrow

FITA/JOAD Calendar of Events



Adopt a Target Sign Up Sheet

Target #	Distance	Adaptor(s)
1	30 yrd. field 32 yrd hunter	William Bennett
2	20 yrd. field 19 walk-up hunter	Kevin Derry
3	35 ft. walk-up field 11 yrd hunter	Kevin Derry
4	80 yrd. walk-up field 70 yrd. walk-up hunter	Norman Rice
5	25 yrd field 28 yrd. fan hunter	Charles Thurber
6	55 yrd field 53 yrd walk-up hunter	Keith Murphy
7	45 yrd walk-up field 44 yrd hunter	Keith Murphy
8	15 yrd. field 15 yrd. walk-up hunter	Don Smith
9	65 yrd. field 64 yrd. walk-up hunter	Grace Getzen
10	40 yrd field 40 yrd. hunter	Steve Price
11	60 yrd field 58 yrd. walk-up	Bryan & Ashley Tanger
12	35 yrd fan field 36 yrd fan hunter	Carlos Parada
13	45 yrd field 23 yrd. walk-up hunter	Andrew Harding
14	50 yrd. field 48 yrd walk-up hunter	Bryan & Ashley Tanger
15	20 yrd field 19 yrd. walk-up hunter	Clark Pentico
16	80 yrd. walk-up field 70 yrd walk-up hunter	Stan Grigeles
17	55 yrd. field 53 yrd. walk-up hunter	Bryan & Ashley Tanger
18	35 ft. walk-up field 11 yrd. hunter	Laura Loya
19	25 yrd. field 28 yrd. fan hunter	Carl Ward
20	45 yrd. walk-up field 44 yrd. hunter	Jim Niehoff
21	30 yrd. field 32 yrd. fan hunter	Jim Niehoff
22	50 yrd. field 48 yrd. hunter	Robert Luttrell
23	65 yrd. field 64 yrd. walk-up hunter	Craig Nelson
24	60 yrd field 58 yrd. walk-up	Mike Krasowski
25	35 yrd. fan field 36 yrd fan hunter	Gary Magness
26	45 yrd. field 23 yrd. walk-up hunter	Paul Lisak
27	15 yrd. field 15 yrd. walk-up hunter	Charles Thurber
28	40 yrd. field 40 yrd. hunter	Richter Family
	20-40 yrd practice butts	
	20 yrd. practice butts by running pig	

Classifieds



805.581.1671

2150 Agate Court • Simi Valley, CA 93065

FYI

3D Range Rules

1. NO Broad Heads are to be shot at 3D range targets.
2. ONE ARROW ONLY to be shot PER TARGET.
3. DO NOT take cross canyon shots. Safety first!!
4. If you don't have a clear shooting lane, clear the lane before shooting.

Range Beatification days

Are the first Saturday of even months. Dec 1st is the next day. Please come out and help keep the range beautiful. Mark your calendars


Reminders

Just a note Club meeting will be starting at 12 noon , now that the time has changed

Conejo Valley Archers
P.O. Box 3982
Thousand Oaks, CA 91359

*Remember with the
time change next club
meeting will start at
12:00 Noon*

Reminder: Range Beautification Days
are the 1st Saturday of even months



CONEJO QUIVER



info@cvarchers.com
www.cvarchers.com

Monthly Newsletter

December 2012

From the Prez

To all CVA member's

From the Prez,

I would like to start off with giving big thank you to Rose Hoberg & Laura Loya for running the Toys for Tots shoot. It was a great success. I am sure the toys will bring smiles to so many children.



Next I want to thank everyone who came out and helped upgrade the JOAD range. It was a great success, with a flat shooting line and the extension of the 5 and 18 meter lines. A special thanks to Bill Davis, for coming out with his tractor and volunteering for two days. You are a very giving guy, especially when you consider you don't shoot a bow and are not even a club member.

It is hard to believe that 2012 is almost over, and what a year it has been. The range is looking the best it has since I have been a member. Target butts covers and animal stakes are going in and should be completed this spring. The practice range at JOAD has been upgraded twice this year. Membership is up. Finances are solid. Progress on the new range with Easton has been made.

Hopefully, over this next year we will be able to finish these projects and make CVA a true archery destination for Southern California. Happy Holidays: I hope to see you all out at the range.

Clark Pentico

From the desk of The Vice Prez

Dave Dragan

Happy Holidays Everyone,

Well it's that time of year again and I just want to wish all of you a very Merry Christmas and a Joyous Holiday Season!! It is the time of year for giving,



That being said I want to mention a few things. First off next Saturday December 22, at JOAD if you bring a unwrapped toy or sporting good type toy, you will not have to pay the \$5 fee and we will donate all the toys to the Spark Of Love toy drive!!

Next I want to take a moment to thank all of the members who gave their time and worked so hard last weekend at the JOAD Work Party. it was so inspiring to see everyone working together having fun, laughing working towards a common goal of making our range the best it can be, this to me is what it's all about!! Boy did you all do an incredible job; we got so much done on Sunday. We had about 30 or so of you show up, some just for an hour or so but it made a huge difference.

A new extended 5 meter line, and the 18 meter line was also extended by 2 lanes with a total of 60 new bails compacted and set in place. Also a BIG thanks to Bill Davis for his time and hard work setting the new 18 meter shooting line that is now perfectly flat and level!

I know that when everybody sees the range the next time they come by they will not believe their eyes! If you have a chance the next time you're at the range stop by the JOAD area and check it out! We still have a little bit of work to do to complete it all the way, but the major part is done

Now we can concentrate on improving the program which the other coaches and I have already started talking about. So just a big thank you to everyone for helping to make CVA the best Archery venue anywhere!!!


Oh one last notes, we also installed a cell phone signal booster in the JOAD bin that will be on all the time. So if you need to make an emergency phone call just go up to the area by the bin and you should get a signal, and it works with all the major carriers.

I am looking forward to the new year with a lot of things on our "do list" but I'm sure with this incredible group of very special people that nothing is out of our capabilities!!!

So again I just want to wish all of you a Happy Holiday, enjoy your family and friends!! And as always if there is anything that I can do for you concerning Archery please feel free to contact me!!

Merry Christmas Everybody,

Coach Dave



Tech Talk with JBD

As we have just started another club year, it is probably a good time to remind everyone about the importance of belonging to an archery organization. As a member of CVA it is expected that you will also be either a member of NFAA or NAA. Which one you should join depends on the type of archery that interests you the most. A number of our members belong to both organizations.

Our 28 target field range is laid out according to the rules of the National Field Archery Association, whereas our JOAD and FITA (now referred to as International Archery Federation) Programs follow the rules as laid out by the International Archery Federation & National Archery Association.

The history of both organizations and a lot of useful information can be found on the internet through a simple Google search.

Each organization offers a number of benefits as part of its subscription. The NFAA for example operates a liability insurance program for affiliated clubs, state associations and pro shoots. Members also receive four issues of its magazine, Archery. The NFAA Certified Instructor Program as well as shooting and equipment clinics and shooters schools are accessible in all 50 states.

Another of the benefits of joining the NFAA is that you automatically become a member of CBH/SAA (California Bow Hunters/State Archery Association). Part of your NFAA membership fee directly goes to support CBH/SAA, the organization that “is dedicated to Promoting and Protecting Archery & Bowhunting Rights in California. This statewide non-profit organization, speaks for California Archers and Bowhunters in matters concerning legislation and regulation since 1943”. <http://www.cbhsaa.net/>

Tech Talk with JBD

It should also be noted that a number of the organizations have close relationships with each other. Easton Archery Sports for example has a close working relationship with both NAA & NFAA. The Easton Foundations in connection with the National Field Archery Foundation offer scholarships for continuing education. <http://www.fieldarchery.com/depot/documents/1176-2011923-ESDF%20NFAA%20Scholarship%20Program.pdf>

A Few Archery Organizations Worth Looking Into

USA Archery

The mission of USA Archery is to develop and promote the sport of archery with the ultimate goal of producing Olympic and World Archery Champions. This organization is closely related to both NAA and the International Archery Foundation. <http://www.teamusa.org/USA-Archery.aspx>

International Archery Federation


FITA is the recognized world governing body for the outdoor and indoor target archery and field archery. <http://www.archery.org/>

California Bowmen Hunters/State Archery Association

California Bowmen Hunters/State Archery Association (CBH/SAA) is dedicated to Promoting and Protecting Archery & Bowhunting Rights in California. This statewide non-profit organization, speaks for California Archers and Bowhunters in matters concerning legislation and regulation since 1943

International Bowhunting Organization

The IBO was created in 1984 to “ensure that bowhunting and the ideals of wildlife conservation will survive, expand and flourish to be shared, enjoyed and passed on to future generations”. <http://www.ibo.net/>



National Bowhunter Education Foundation

The National Bowhunter Education Foundation, also called NBEF AND IBEP is the organization responsible for the proper education of bowhunters. A number of our club members are certified archery instructors for this organization.

National Field Archery Association

The National Field Archery Association is a non-profit corporation dedicated to the practice of archery. <http://www.nfaa-archery.org/>

State Archers of California

The State Archers of California (SAC) is the state affiliate of USA Archery (USAA), the National Governing Body for Olympic archery in the United States. SAC's objective is to promote and encourage archery throughout the state of California. California residents attain SAC membership concurrent with their membership in USA Archery. <http://calarchery.net/>

Hipsters Who Hunt

I think the evolution of the new lefty urban hunter goes something like this:

2006: Reads Michael Pollan's *The Omnivore's Dilemma*, about the ickyness of the industrial food complex. Starts shopping at a farmer's market.

2008: Puts in own vegetable garden. Tries to go vegetarian but falls off the wagon.

2009: Decides to only eat "happy meat" that has been treated humanely.

2010: Gets a chicken coop and a flock of chickens.


2011: Dabbles in [backyard butchery of chickens](#). Reads that Facebook founder Mark Zuckerberg decided to [only eat meat he killed himself](#) for a year.

2012: Gets a hunting permit, thinking "how hard can it be? I already totally dominate *Big Buck Hunter* at the bar."

Hunting is undeniably in vogue among the bearded, bicycle-riding, locavore set. The new trend might even be partly behind a recent 9 percent increase from 2006 to 2011 in the [number of hunters in the United States](#) after years of decline. Many of these new hunters are taking up the activity for ethical and environmental reasons.

"It feels [more responsible and ecologically sound](#) to eat an animal that was raised wild and natural in my local habitat than to eat a cow that was fattened up on grain or even hay, which is inevitably harvested with fuel-hungry machines," writes [Christie Aschwanden](#), a self-described "tree-hugging former vegetarian."

A recent [spate of books](#) with titles like *The Mindful Carnivore* and *Call of the Mild* chronicles the exploits of these first-time hunters as they wrestle with their consciences and learn to sight in their rifles



The expansion of hunting into liberal, urban circles is the latest development in an evolving and increasingly snug coexistence between humans and beasts in North America. Jim Sterba's new book, *Nature Wars*, examines the paradox of the rebound of many wild species, particularly in the densely populated East Coast of the United States. Whitetail deer, turkeys, Canada geese, black bears, and trees are all doing wonderfully in 2012, thanks to conservation measures in the past and vagaries of history and cultural change. The problem, Sterba says, is that most modern North Americans have no idea what to do with these species.

We gawk and gape; we feed them doughnuts; we run into them with our cars; we are surprised and alarmed by their messy habits and occasional aggressiveness; we manage them all wrong; we want them gone from our neighborhoods, but we abhor the idea of killing them. Sterba blames our ham-fisted interactions with these representatives of the natural world on two main factors: sprawl and sentimentality. Call it the Bambi and 'burbs theory of human-wildlife interaction. Sprawl brings people to wild species and in many cases creates better-than-natural habitat by increasing habitat "edges"—the complicated, resource-rich borderlands between forest and field that deer and other species love. In addition, sprawl brings goodies in the shape of high-calorie garbage in poorly secured cans. And sentimentality, born of an alienation from real nature and a diet of too much anthropomorphized wildlife on TV, makes people unwilling to take what in many cases is the easiest route in dealing with problematic interactions: killing the animals




· Sterba can come across as a bit of a curmudgeon (he throws in a side discussion about those teenagers with their damn texting), but he is right. People need to suck it up and realize that in this crazy, anthropogenic world we live in, we sometimes need to kill to keep populations in check. If goose poop is throwing nutrient cycles out of whack, causing algae blooms, and imperiling lake species, then ready the roasting pan for some goose.

So how should we solve this “too much of a good thing” problem? Sterba proposes that local sharpshooters hunt overabundant deer and sell it at farmers markets, a genius way to use the locavore trend to pick up where declining interest in hunting has left a gap in population control. He also advocates wildlife overpasses and underpasses, fines for feeding wildlife, and making wearing fur acceptable again when populations of furbearers need to be controlled. In general, he argues, people need to reconnect with real nature “in ways that, to put it bluntly, get dirt under their fingernails, blood on their hands, and even a wood splinter or two under their kneecaps and butts.” In other words, he’s all for hipsters taking up hunting.

It is high time. And all it takes is overturning two long-held beliefs among many urban liberals: that it is wrong to personally kill animals and that hunters are all rural conservatives.

If you eat meat, eating animals you hunt yourself is a more ethical alternative than eating those from the current industrial agricultural system. Rather than being **confined in small enclosures and dosed** with antibiotics and antidepressants, wild birds and mammals have been leading lives very similar to those their species have been living for thousands of years (though featuring more corn, soy, and suburban refuse, generally speaking). And instead of outsourcing their deaths to an underpaid slaughterhouse employee, you do it yourself, which seems somehow most honest. If you can’t pull the trigger, you had better start collecting tempeh recipes



Besides, hunting is green. Hazel Wong, a senior policy adviser at the Nature Conservancy, told me that to pass environmental legislation at the state level, “believe it or not, we work with hunting groups a lot.” I wasn’t surprised. Conservation in America was practically founded by hunters. Yellowstone was first envisioned as a giant game reserve that would create big populations of animals that hunters could nab as they spilled out over the boundaries. Our first conservation-minded president, Teddy Roosevelt, mowed down untold hundreds of animals in his long career as a sport hunter. And “hook and bullet” organizations continue to fight for land protection. You see, you need nature to go hunting. And hunters—liberal and conservative—generally like nature. That’s why they are out in it.

So hunting is not a red state thing. It is a red meat thing. And, more than that, it is a necessary thing. In the lower 48, we have nowhere near as many wolves, cougars, and other predators as we would need to keep our deer populations in check. Without hunters, we would be up to our eyeballs in whitetail deer—scruffy, hungry, disease-ridden whitetail deer that relentlessly devour any flora they can reach, be it crops, garden plants, native groundcovers, or tree seedlings. In some places, we already are. In many places, deer overpopulation is so bad that teams of sharpshooters are called in to cull numbers.

State departments of conservation and game have been frantically trying to recruit more hunters. “Hunters are basically the only tool, other than cars, that we have to control deer in Missouri,” says Missouri Department of Conservation spokesman Jim Low. To boost hunter numbers, the department offers a “hunter skills university” for adults interested in getting into the pursuit. And they have permits for “apprentice hunters” who want to try it out (with a licensed mentor) before they go through the trouble of taking the required safety classes.



One problem in deer management is that many hunters are mostly interested in taking big bucks with impressive antlers. But removing bucks doesn't do much to reduce populations. The number of does needs to be brought down to reduce the number of fawns born that season. Enter the hipster hunter, who is out in the woods for meat, not antlers, and is happy to shoot a tastier, smaller doe.

Changing blue state mores about hunting may help solve many of the problems of wildlife-human conflict. But there is one other solution: getting people out of the sprawl and into cities, where efficiencies of scale and density reduce the per-capita impacts on the environment while simultaneously creating more space for the rest of nature. I believe this is possible, given the right constellation of policies, incentives, cultural shifts, and energy prices. Right now, many people live surrounded by nature but don't understand it—the Bambi and 'burbs problem. But it is possible to become simultaneously more urban and more nature savvy. Then we can leave the woods to the deer and turkeys, except when we visit to admire them and/or shoot them for dinner.


**Attention
Shooters
The Second Annual
JOAD HOG HUNT
If you are interested in Joining
Mike Kenna
Please give him a call at
(805) 527-4585
More info to come next month...**

STOLEN BOW ALERT

Please be advised that one of our members had his bow stolen out of his vehicle,
after packing his car, the night before leaving on a hunting trip.

The bow is a PSE 2012, 70# Brute X. Realtree camo finish Serial #: 19405152970 Arrow rest: NAP Apache Sight: Apex 6 pin
With a quiver containing 4 Easton Bloodline 400 Arrows,
Hen: Red, Cock: White, 4 Broad heads: 2 Rage (1 w/3 cutters, other w/2 cutters), 2 Muzzy (1 w/4 cutters, other w/3 cutters)

At the arrow cut away, I glued Mole Skin felt (tan colored) to dampen noise when walking around with a nocked arrow.
If you see this bow please contact the Ventura County Sherriff's Department and reference Police report # 12-26292.





Calendar of Events

Dec 23 CVA Club Shoot

Jan 6th San Diego Archers 3-D Unmarked 28 targets
Jan 13th Stump & Varmint Marked 2 arrows paper
Jan 20th Mojave Archers Clara 3-D Challenge Unmarked 42 1 arrow
Jan 20th Riverside Archers Javelina Hunt Marked 42 1 arrow
Jan 20th San Diego Archers Animal 28 Marked

Jan 27th CVA Club Shoot

Jan 27th Cherry Valley Bowhunters Winter 300-indoor 20 yard Vegas Style Target

Feb 3rd CVA Pacific Coast 3D 45 Unmarked 1 arrow

Feb 3rd San Diego Valley Archers Flying Pig 28 unmarked Novelty
Feb 10th Oranco Rendezvous 42 Unmarked
Feb 17th Riverside Archers Team Toughman 30 Unmarked 1 arrow
Feb 17 San Diego Archers Hunter 28 Unmarked 4 arrows
Feb 23rd Mojave Archers Lucky 7 Combo 42 Marked 3D


Feb 24th CVA Club Shoot

Feb 24th Mojave Archers Mojave Trad Shoot 25 Unmarked 2 arrows

FITA/JOAD Calendar of Events

JOAD Mail-In Tournament Series 2012
October 15 – December 31, 2012

44th U.S. National Indoor Championships and
2013 J.O.A.D. National Indoor Championships
February 22-24, 2013
Tulare, California





Found Bow Case

Did you leave your bow case at the range????
If so please email me with a description
You can reach me at wudstoc@aol.com

LOST

**If someone happened to find a bowstinger please
contact me, so we can return it to its owner
wudstoc@aol.com**



Conejo Valley Archers
P.O. Box 3982
Thousand Oaks, CA 91359

*Remember with the
time change next club
meeting will start at
12:00 Noon*

Reminder: Range Beautification Days
are the 1st Saturday of even months

