

# CONEJO QUIVER

January 2020 Issue



The **January 2020 Club Shoot and General Membership Meeting (at 11:30 am)** will be held on **Sunday January 26, 2020**, per our normal schedule.

## FROM THE EDITOR

John Downey, Editor

### Welcome to the January issue of the Quiver.

Since the last issue came out, a bunch of pictures were sent my way that taken by Ken Downey at the California State Indoor Tournament (Tulare, California). Conejo had an impressive contingent of JOAD and adult archers attending, and a number of medals came home with them. Congrats to all the winners and attendees. Kurt lists them all in his "From the President" article.

We have the second installment on *Crafting the Perfect Arrow* by Curtis Hermann, along with the usual columns by the Conejo Irregulars. It makes another informative and hopefully interesting newsletter for you to read.

So, sit back and enjoy.

Hope to see you around the range.

John Downey  
Editor



## FROM THE DESK OF THE PRESIDENT

Kurt Hoberg, President

### CVA Range News

This month we had a water leak on the range. The member who discovered it did the right thing and made a call, in this case calling our answering service. This caused a delay in response as we don't check those messages daily.



If you look at the back of your membership card there are two numbers that you can call for emergency service. Also, on the WEB site under the "Directions and Contact Info" section is a list of numbers to contact the CVA Board. If you see something on the range that warrants immediate attention, please don't hesitate to reach out so we can address it.

And – thanks to our diligent member who let us know, and the team of individuals that responded to the issue.

We also had a very productive Field Range Target Pasting party on Saturday the 11<sup>th</sup>. We pasted enough targets for two full range resets and would have done more, but we ran out of 35cm targets! Thanks to everyone that came out to help, this went very quickly due to the number of members that responded to the call.

### Tournament News

This year at the CA JOAD and CA State Indoor Tournaments we had one of the largest CVA shooter turnouts in years. Below is a list of shooters and their standings.

CVA brought home 5 medals, GO CVA! Plus, we were all looking fantastic in our new CVA Team Jerseys, take a look at our page on Facebook to feast your eyes.

I want to pay special recognition to the first time JOAD shooters on this list. Most of these shooters shot a 60-arrow shoot on Friday, then 60 more arrows on Saturday, finishing with another 60 arrows on Sunday. For those of you who haven't done this – its strenuous, difficult, and a significant achievement. Great job everyone.

Another special thanks to the parents, we really appreciate you!

- Sanjeevani Kumar – Recurve Cub Women, JOAD 9<sup>th</sup>, State 21<sup>st</sup>
- Jack Houghton – Recurve Bowman Men, State Silver
- Harley Kenney – Recurve Bowman Women, JOAD Bronze, State 6<sup>th</sup>
- Connor Blackwell – Compound Junior Men, State Silver
- Charles Kindelt – Recurve Cadet Men, JOAD 13<sup>th</sup>, State 40<sup>th</sup>
- Anna Herbst – Recurve Cadet Women, JOAD 8<sup>th</sup>, State 25<sup>th</sup>
- Pranshu Pathak – Recurve Cub Men, JOAD 5<sup>th</sup>, State 20<sup>th</sup>
- Rishi Deshpande – Recurve Cub Men, JOAD 7<sup>th</sup>, State 28<sup>th</sup>
- Charles Neace – Compound Senior Men, 7<sup>th</sup>
- Oscar Melendez – Compound Senior Men, 5<sup>th</sup>
- Tim Skilton – Recurve Master 60+ Men, 6<sup>th</sup>
- Kurt Hoberg – Recurve Masters 50+ Men, State Gold
- Rose Hoberg – Recurve Master 50+ Women, State Silver
- Cher Riggs – Recurve Master 60+ Women, State Silver
- Ken Downey – Recurve Senior Men, State Bronze

If for some reason I missed a shooter please let me know so I can recognize you in next month's article.

CA Archery scheduling is changing; the state is using the USA Archery WEB site to schedule tournaments. Browse to <https://www.usarchery.org/events/find-an-event> to find and schedule out the event of interest.

Currently the following tournaments are scheduled with registration open. Check back often as tournaments are being added.

- USA Indoor Nationals and JOAD Nationals, various locations
- CA C.O.R.R. Olympic Round Robin in Long Beach
- CA Beach Cup in Long Beach, CA
- State Outdoor in Long Beach CA
- Desert Open and CA Duel Team Trials

CBH Tournaments are scheduled as well; please check the CBH WEB site (<https://www.cbhsaa.net/EventCalendar>) for schedules:

- CBH State Indoor 450 round – various locations
- State Traditional – Verdugo Hills

### Field Range

We are still looking for a Field Range Captain.

If you are interested, please reach out to me or contact any board member.

### **Field Range Captain (Vacant)**

- Coordinate with the Field Target Chair to be sure that the Field Range has targets
- Verify hay bales are shoot-able
  - Order hay bales as required
  - Band hay bales - coordinate work parties to do so
  - Place hay bales as needed - coordinate work parties

- Verify materials (banding and clips) are available and work with the BOD to order any/all materials as needed
- Meet deliveries at the range as schedule permits. Work with the BOD to schedule a club member to meet deliveries as required.
- Be present at BOD and General Meetings as schedule permits. When attendance is not possible, provide a written report via email prior to the BOD meeting.
- Verify range shoot-ability, weed abatement.
  - Be the Point of Contact for Range Beatification Days, record and verify Club Member work hours during work activities on the Field Range.
  - Work with lane adoptees to maintain their adopted lane(s)
  - Maintain the list of adopted lanes. Work with the BOD to communicate any changes to the list
  - Schedule work parties as required for weed abatement if necessary beyond the normally scheduled Range Beautification Days
- Work to keep the Tool and Target bins clear, clean, and organized

### **JOAD / Adult Achievement Pin Program**

This month we have one Adult shooter that has earned pins, congratulations!

- **Paula Firth**, shooting Recurve, 6<sup>th</sup> pin, Adult

### **Range Security**

Please keep your driving speeds down when going through the park. There can be and often are children in the area, and the spot just past the restrooms/showers near the play equipment is always

where they seem to dart out onto the road. Stay safe and drive slowly. There is no reason to drive fast in the park.

As I do every month, I would like to remind all members to close and lock the CVA gate behind you when you enter the range and be sure to secure and lock the gate when you leave, this includes both the main range entrance and the gate to the Tournament Range. I've lost count the number of times I've personally secured the gate during the weekend and weekdays. We have had vandalism occur – keeping the range secure helps keep the possibility down.

All club members, please be sure to do your part to secure our range.

See you on the range!

Your President,

Kurt

Remember, archery is easy. Shoot a 10, do it again!



## From the Desk of the VP

Bonnie Marshall

### Membership Anniversaries

January 2020



## INTRODUCTION TO NATIONAL TRAINING SYSTEM (NTS) ARCHERY FORM



This course will provide the student with the necessary understanding of the current USA NTS taught by the USA Archery Olympic organization. This class will be held over an 8-week period, starting February 1<sup>st</sup> and going through March 14<sup>th</sup>. Each class will build on the skills learned in the previous lesson to provide students with the fundamental components of the NTS form and set the foundation for whatever archery style they wish to pursue after the class.

### Details:

- Class will start at 1pm right after the public archery session
- Each class will run for 1 hour
- Class will be limited to 10 students
- Participants must be at least 12 years of age to participate
- Having your own equipment is recommended for the best results, but not necessary

### Materials Provided:

- Lesson hand outs
- Notebook for study planning and notes
- Elastic exercise band for form practice
- Certificate of completion

### Cost:

The class cost is \$160.00 for the eight lessons. (cash or check)

**NOTE:** The above Class will be taught by Richard Carpenter, Level III NTS Archery Coach

10 Years	James	Staiti	S	W	
	Dave	Dragan	SGA	W	
7 Years	Joe	Cavaleri	SGA	W	
	Shayna	Naulin	F	W	
	Eric	Buschow	F	W	
	Joseph	Tischler	SGA	W	
6 Years	Jeffrey	Del Bosque	F	W	
3 Years	Earl	Guthrie	S	W	
2 Years	Sachin	Deshpande	F	W	
	William	Bacheller	S	W	
	Mike	Chase	SGA	NW	
	Jim	Korkosz	F	W	
	Crystal	Perry	F	W	
	Shawn	Triplett	S	W	
	1 Year	Richard	Read	S	W
		Cory	Barnes	S	W
Jay		Bayman	SGA	W	
Gustavo		Lomeli	F	NW	
Walt		Thomas	F	W	
	Patrick	Trowbridge	S	W	

## JOAD – Always on Point

Submitted by Geoffrey Houghton  
December 2019



The end of December and early 2020 has already proven to be a busy and productive time for CVA JOAD! JOAD held its annual Holiday White Rabbit Shoot and Pancake Breakfast on December 21, 2019 which proved to be successful and enjoyable. Everyone, including Coach Ken, walked away with a unique and fun gift ranging from gift cards to an autographed photo of JOAD 2019!

Just a few short days into the New Year the California State Indoor Tournament was held in Tulare, CA. This event had its largest JOAD turnout to date. 8 JOAD students and their families traveled to central California to join the adult CVA members for the State Indoor games. JOAD members included: Anna Herbst, Charlie Kindelt, Harley Kenney, Jack Houghton, Nadia Vass, Pranshu Pathak, Rishi Deshpande and Sanjeevani Kumar (Charlie Houghton was in attendance but didn't shoot)! For many of the kids, this was their first tournament and a great place to understand how tournaments are structured and run. In the opening moments of the practice round, Rishi Deshpande ROBIN HOODED in the 9 ring and created a stir of excitement. Our very own Coach Ken placed 3<sup>rd</sup> in his division and JOAD member Jack Houghton placed 2<sup>nd</sup> in the Bowman Recurve! Way to go CVA JOAD. For the next few weeks, Coach Ken will be working with the kids to get them ready for the

next wave of tournaments including the Vegas Shoot. Stay tuned to next month's *JOAD – Always On Point* for the latest in JOAD results.



January 2020 – Student Spotlight: Pranshu Pathak

This month's student spotlight is Pranshu Pathak. Pranshu has the distinction of being one of the founding members of Ken Downey's JOAD; shooting with him for over 2 years. His interest in archery started with a desire to always want to shoot a bow and arrow, so he sought Conejo Valley Archers. Residing in Oak Park, 13-year-old Pranshu shoots a 20# Olympic Recurve and attended his very first tournament at the CA State Indoor Championship in January 2020! What did you think of your first tournament, Pranshu? "It was fun

and I want to do it again!” Archery helps him focus, he noted in a recent interview, “...the focus can be applied on my teacher and the lessons.” It is encouraging to hear that the principals of archery can be applied in every day settings, especially as they apply to our JOAD kids. Pranshu would like to keep working on his form and attend more tournaments. When asked, what makes you smile at JOAD, he was quick to answer, “Ken’s jokes!” Lastly, Pranshu was asked to provide any advice to someone beginning archery, “At the start it’s hard to hit the target but as you keep shooting it gets easier.”

Thanks Pranshu! And thank you to all the kids and parents for venturing out to Tulare, CA for the State Games. We had a great CVA turn out and some memorable moments.



December 2019 Holiday White Rabbit Shoot – DOS Coach Ken developing the “rules” as the shoot progresses!



December 2019 Holiday White Rabbit Shoot





Members of JOAD 2019 presented Ken with an autographed group photo!



Jan. 4, 2020 CA State Indoor Championships – Rishi Deshpande Robin Hooded in the 9 ring. CVA JOAD showing some intimidation!





CA State Indoor Championships – Group dinner with Ken showing photographic evidence of how not to behave at a tournament.



CA State Indoor Championships – Ken placed 3rd! Way to go Ken.



CA State Indoor Championships – Jack Houghton placed 2<sup>nd</sup> in the Bowman Recurve.

# Pictures from the California State Outdoor



























# Conejo Valley Archers Spring Classic

March 7-8, 2020

Three Archery Tournaments in One! *Thrice* the Challenge! *Thrice* the Fun!

NFAA Field Round • 3-D Round • American 900 Round

With **Open Money Classes** (M/F) for *Each* Tournament! **At Least \$2,100 in Cash Prizes!**



Schedule	Saturday (7th)	Sunday (8th)
Registration Opens	7:00-8:30	7:00-8:00
Ranges Open: 3D and 28 Field	7:30-4:30	7:30-12:30
900 Round — Practice Round	8:30	8:30
900 Round — Start	9:00	9:00
Score Cards Due	4:30	2:00
Awards		2:30

Shoot one, two, or all three Tournaments over two days.

Shooting Styles: Compound, Traditional, and FITA Recurve

American 900 Round	3-D Round	NFAA Round	Entries and Extras	Fees
5 ends of 6 arrows/dist.	25 targets	28 targets	<b>First Tournament</b>	(non-money class)
4 minutes per end	Unmarked yardage	Marked yardage	Adult/Senior	\$30
122cm targets (5-ring option)	No Range Finders!	4 arrows per target	Young Adult (15-17)	\$25
3 yardage distances:	2 arrows per target	5-4-3 scoring	Youth (12-14)	\$20
⇒ Senior 40-50-60y	Traditional: 33y max	Money Classes Shoot Adult	11 & Under	\$15
⇒ Adult 40-50-60y	Compound: 50y max	Compound Stakes And Uses	<b>Second Tournament</b>	\$15
⇒ Y.A. 40-50-60y	Cub/Youth: 25y max	6-5-4-3 Pro Scoring (X=6)	<b>Third Tournament</b>	\$10
⇒ Youth 30-40-50y	Money Classes Shoot		<b>Family Max *</b>	\$125 <sup>Ⓐ</sup>
⇒ Cub 10-20-30y	Compound Stakes and		3D Mulligan (2 Max)	\$1 each
Money Classes Shoot Adult	cannot purchase Mulligans		3D Doe Tag (1 Max)	\$1
	or a Doe Tag		Pre-Register and pay	\$10 off of <b>total</b> fee
			with PayPal by 2/1/20	
			Pre-Register by 2/29/20	\$5 off of <b>total</b> fee
			and pay Day 1 (3/7/20)	
			<b>All Money Classes</b>	(money class)
			Each Tournament	\$50 <sup>Ⓒ</sup>
				(\$150 for all 3 tournaments)
			Pre-Register and pay	\$10 off <b>per</b> tourney
			with PayPal by 2/1/20	(\$40 <b>each</b> after \$10 off)

**Awards for all Divisions in each tournament** (M/F) (Senior, Adult, Y.A., Youth, & Cub)

**Division Champion:** Total Score for all three tournaments (non-money class only)

**Money Classes:** A separate Men's and Women's Open Class for *each* tournament.

Food and beverages available on the range.

RV Park (full hookup) and camping by range at Tapo Canyon Park (reservation strongly recommended): <http://www.ventura.org/inland-parks/tapo-canyon-simi-valley>

Hotel Room blocks at Best Western Posada Royale Hotel & Suites and Courtyard by Marriott Ventura Simi Valley (ask for CVA Spring Classic rate—reserve soon!). Other hotel options available January 2020. See [www.cvarchers.com](http://www.cvarchers.com) for details and updates.

Vendors Welcome! Call (213) 590-6370 to reserve your space.

**Visit:** [www.cvarchers.com](http://www.cvarchers.com) for more information about the tournaments, the structure for the Open Money Classes, and pre-registration instructions.

**Questions?** Call Scott Leviant at (213) 590-6370 or e-mail [CVASC@cvarchers.com](mailto:CVASC@cvarchers.com)

<sup>Ⓐ</sup> Family: Parents and minor children

<sup>Ⓑ</sup> Family Max *not* offered if Money Class entries included

<sup>Ⓒ</sup> \$20 of each money class entry fee added to Pot

## Scott Leviant and the CVA Spring Classic

Greetings fellow CVA members.

This month, I'm going to touch on a couple of topics that seem, at first blush, fairly unrelated: the CVA Spring Classic and CVA memberships, both working and non-working. They do have something significant in common, however, and that common thread is you.



I'm going to take my topics in order, starting with the CVA Spring Classic. I'm not going to explain again what the CVA Spring Classic is. If my column last month didn't bring it to your attention, and the CVA Spring Classic event flyer in the Quiver didn't bring it to your attention, and our Publicity Chair's emails didn't bring it to your attention, and our Volunteer Coordinator's email didn't bring it to your attention, then I don't think another explanation here will do any good. So, if the balance of my comments don't make any sense, then it's fair to say those comments aren't for you. Return to your bunker.

For the rest of you, when I agreed to take on the CVA Spring Classic from Clark Pentico, I wanted to see the event grow, partly by modernizing to some extent the mechanics of pre-registering and paying. That has happened. For the first time in the history of CVA, you can pay your registration fee, electronically and in advance, with PayPal. Send your payment to CVAPay@CVArchers.com. If you pre-register by February 29, 2020, you will save on your registration fee. If you pre-register *and* pay by February 1, 2020, you save more. So why haven't you?

As I write this column on January 19, 2020, I have received five pre-registrations. One of them – I repeat, *one* of them – is from our club. Oranco Bowmen have three pre-registrations in already. And nobody has yet registered for the open money classes (which have a total prize purse of \$2,600, up from \$2,100 when we started). This is your club and your club's event. Are we going to turn out fewer archers in our own house than other clubs around Southern California? With our membership? That's tragic.

Wait, I know. You're saying to yourself, "I shoot this course all the time...what's so special about the CVA Spring Classic?" How about pushing yourself to shoot more tournaments over two days than you do at any other time? How about using your home court advantage to show the archers from other clubs how we do it? I know you're scared of facing archers from other clubs. That's okay. I won't tell anyone.

Or maybe you've been hanging around with one of your archery buddies, getting each other all butt-hurt over the fact that the first ever money shoot that CVA has tried in anyone's memory doesn't have separate money classes for different shooting styles, like bowhunter, and barebow, and recurve. If you are in that camp, understand that we need to start somewhere and keep it simple so the cost is manageable. I'm going to look carefully at turnout for all shooting styles. If I see enough of an increase in a shooting style over prior years, and high enough turnout, I will make different money classes happen...*next year*. If you like the idea of having, say, a barebow money class in one or more of the three tournaments, then show up! Shoot *this* event and make me think you actually care about future event expansion and aren't just a bitter, basement-dweller that can't be happy for small steps we are making towards a bigger end goal.

The second topic I want to briefly address concerns working and non-working membership. Related to the first topic, if you are a non-working member, you ought to be supporting your club by participating in the CVA Spring Classic. If you are a working member, this event provides many ways to earn volunteer hours, including jobs that don't involve strenuous activity.

Now, if I were you, I'd get used to contributing some volunteer time to events. CVA has evaluated volunteer hour needs and concluded that the current working membership hours requirements are too low to spread the work around more equitably. Starting next club year, the non-working membership hours requirements will increase. And to avoid a stampede to non-working memberships, and better fund the cost of range maintenance and improvement, the price of non-working memberships will be increasing. You need to internalize now that CVA is membership-supported club. It isn't a country club. CVA offers a great venue for outdoor activity, at facilities that requires sweat and time to maintain. You are going to have to help with that.

This year is a good time to start showing more support for your club, and the CVA Spring Classic is a good place to start. Shoot it, volunteer at it, or do *both*, volunteering some time one day and shooting one of the tournaments on another.

I want to see CVA have long-term sustainability by making sure that the subset of members who do the lion's share of the heavy support work don't burn out and quit. I want to see the CVA Spring Classic grow year-over-year to become a destination shoot each year. You are essential to making both of those things a reality. Of course, if those goals don't sound like things you can support, I'm sure there is an archery club in the area that serves a nice brandy in the clubhouse after you come in from the range for a neck massage.

As not what your club can do for you; ask what you can do for your club. I look forward to seeing you shooting and/or working at the CVA Spring Classic.

## AMAZON SMILE

Every month our club receives free money from this program. Amazon is **tripling the donation amount** to 1.5% when customers make their **first** eligible [smile.amazon.com](https://smile.amazon.com) purchase. This is a great opportunity to increase Conejo Valley Archers' AmazonSmile donations by reminding supporters to shop at [smile.amazon.com](https://smile.amazon.com).

If you do purchase any items on Amazon but haven't yet used Amazon Smile this is a terrific opportunity to do so! Most everything you buy on the regular Amazon site is on AmazonSmile and nothing else changes in regards to your purchases or processes on Amazon.

For additional details about the promotion, visit their promotion [detail page](#).



# Conejo Valley Archers Annual Pacific Coast 29TH TRADITIONAL CHALLENGE



Vendor Sales

Clouts

## 2-Day 50 Targets 3-D Tournament

### Saturday, May 2, 2020 - 30 Targets

### Sunday May 3, 2020 - 20 Targets

**Separate Longbow, Recurve, Selfbow & Senior (60+) Divisions (no clickers)**     **10-6-6 Scoring on 1<sup>st</sup> Arrow, in case of miss, 2<sup>nd</sup> arrow scores 5-4-3**

\* **NFAA Rules Apply (Quivers OK!)** \*     \* **Lunch served on Saturday** \*

\* **No Compounds, No Sights** \*     \* **Lunch served on Sunday** \*

\* **Unmarked Yardage** \*     \* **Snacks & Drinks served all day** \*

\* **Shots include a Speed Round & New Pop-up System with Moving Targets** \*

<u>Saturday Schedule</u>		<u>Sunday Schedule</u>	
7:00am - 8:30am	Tournament Registration Start shooting right after	7:00am - 8:30am	Tournament Registration Start shooting right after
1:30 - 3:00pm	\$5 Smoker Round (1 arrow) Women's and Men's Division	2:00pm →	Score Cards must be turned in Awards & Raffles held after
* Raffle tickets sold, General Raffles * * Food & Drinks Served all day * * Clouts - prices posted at clouts * * Vendor Trade Show and Sales *		* Raffle tickets sold, General Raffles * Shots will include * Speed Round * and new * Pop-up Target System * Flying Mosquito * * Vendor Trade Show and Sales *	

Free Camping available inside our fenced area in designated locations. Donations will be accepted, as we have prepaid camping fees to the county.  
**No Dogs allowed on range**

Additional \$37 fee for Camping inside County Park (Full RV hookups are available in park).  
The county park charges a \$4.00 daily parking fee in park.  
**Free day parking inside our fenced range.**

### Tournament Fees \*


Non CBH, NFAA or NAA members please add \$5 to the fees listed below (unless a member of an out of state archery organization)

Adults - \$35	Couples - \$40
* Family - \$45	Youth - \$15
Seniors (60+) \$30	Cubs - \$10

To only shoot Saturday or Sunday with no awards delete \$5 from original fee.

\* (Includes husband, wife and kids under 18 years old).

### Directions to Range



116 Freeway East or West to Simi Valley. Exit Tapo Canyon Road North on Tapo Canyon Road, 3 miles to Tapo Canyon Park

**More Information - Call:** BOB BOMBARDIER @ 805-217-8896 OR EMAIL BOMBARDIERBOB@HOTMAIL.COM  
JOHN DOWNEY @ 213-922-3899 OR EMAIL TOURNAMENTS@CVARCHERS.COM

## CATHY'S CORNER

**It is time to get back to work, we have the Spring Classic coming the beginning of March and our range inspection as well. As the weather begins to warm up, we are going to have a repeat of last year's mustard invasion. We have shooting stakes that need painting, lanes that need adopting, and range beautification day coming up. Some of us already have 100 hours or more into the club since October 1. Here is a list of upcoming opportunities, pick something and let's get cracking.**

**We need someone to volunteer to paint the Field Range Shooting Stakes.** This can be done anytime on your own schedule but needs to be completed by March 1, 2020. You will need to buy Red, White, Yellow, Blue, and Black oil based outdoor paint for the stakes, stencils and black and white spray paint for the numbers (turn in receipts for reimbursement). The stakes need to be painted with a paint brush and, once dry, stencil the distance marker via black spray-paint (white spray paint on the black stakes). Some stakes are not above ground level so a shovel will be handy to clear them for painting, as well as a wire brush to get them clean for painting. Please contact me or any board member if you are willing to take on this task. Talk with Kurt before starting as he has specific detail for each lane.

**Range Beautification Day will be Saturday, 2/1/2020.** We will be concentrating on the area around the kitchen. Please mark your calendar and plan to come help. Mike said this is mandatory for all Darkside Archers.

**Arrow Repair Class** presented by Grace Getzen has been changed to Saturday, 2/1/2020 from 10:00am until 1:00pm at the Public Session Range. If you want to be able to repair arrows, a good way

to get your hours, for the club you must attend the seminar. Sign up at <https://signup.com/go/bCcAoNo>.

There are **lanes on the Field Range available for adoption.** Keeping the range shootable, especially in years with lots of rain, takes many people stepping up. Adopting a lane is a good way to get hours even if you cannot work at the range on Saturdays or Sundays. Working to keep a lane clean can be done once per month, in the spring and rainy years it will need to be done more often. Lanes 17, 18, 21, 25, 27 and the Practice Butts are currently open for adoption. Right now, you need your own tools to take care of a lane but soon we will have a tool locker available. If you are interested let me know or contact any Board Member.

**The Spring Classic**, formerly the Pacific Coast Archery Festival, **is coming up March 7 & 8, 2020.** Set up will be Friday, 3/6/2020 on the 3D, Field and Tournament Ranges. On Saturday we need folks for food service roles, registration, promotional sales, parking attendants, arrow hunting, photographers, judges and other officials. On Sunday similar jobs to Saturday plus folks to help with take down and clean up as well as awards. The whole family can come out and help, there are jobs for folks of all abilities. Sign up at <https://signup.com/go/bCcAoNo>.

See you at the range,  
Cathy Linson

Cathy Linson  
Required and Volunteer Hours Coordinator  
Conejo Valley Archers  
[cmlinson@yahoo.com](mailto:cmlinson@yahoo.com)  
805-791-5102

Keep your head up and your heart open

## Crafting the Precision-made Arrow, Part Two

*A column for the "Conejo Quiver" by Curtis Hermann, Jan. 2020*



*Archers today who use the latest in carbon or aluminum shafts do not buy a gross of shafts or a hundred or even five dozen to pick through to find the perfect dozen or so of shafts. We usually buy one or two dozen and try to adjust shaft length and weight with cutting and sanding and group them in bundles of 3 or 4 by close spine, straightness and weight tolerances. Once this is completed, we make sure that each end of the shaft is absolutely square by sanding the ends or using the Easton squaring stone or a G5 arrow squaring tool.*

Last month we discussed arrow straightness parameters, cutting shafts at one or both ends to maintain straightness. We also discussed spine tolerances and marking the shaft closest to the desired spine reading by reading the spine at several spots around the shaft, and finally weighing shafts and adjusting shaft weight by trimming or sanding the ends for close tolerances.

Once the above process is completed, we have done the best we can with the largest component of crafting the precision-made arrow, the shaft. This gives us a good solid base for a precision-made arrow but we still have to assemble more components. All nocks, collars, feathers, vanes, inserts, points and perhaps a beautiful wrap, they all vary in weight from one to another. Points often vary the most from one to another and should be carefully weighed and bundled into groups. *For points, inserts and nocks two tools are very helpful, a 200-220 fine grit sheet of sandpaper and a 6" flat Bastard file.*

Points usually come in a package of 12 so we will use this as an example. Say we purchased a package of 5/16" by 100 grain points and when we weighed them, we found that we had two at 98 grains, four at 100 grains, one at 101 grains, two at 102, two at 103 grains and one at 104 grains. *It is not uncommon for a dozen points to vary in weight by 5-6 grains over a dozen, inserts may also vary 2-3 grains over a dozen.* So it is obvious that we could grind a few grains off the heavier points until they all weighed 98 grains or we could weigh all 12 of the matching inserts and by matching the heavier inserts with the lighter points we might be able to come up with a dozen inserts with attached points that were very close in weight. Often this is all you need to do, but sometimes a little extra adjustment is desired, this is where the sand paper and the bastard file are handy. Sand paper is good if only one grain or so is to be removed. The bastard file is when more weight is to be removed.

*Another tool that can be handy for grinding a little weight off a point is a 6" piece of shaft with an insert installed, screw the point into the insert and rotate the shaft in your hand as you draw it along the bastard file laying flat on your workbench. A Dremel tool (small hand held electric drill) also works very well, place the shaft of the point into the drill chuck and draw the spinning point across the length of the bastard file. This can remove a lot of weight quickly, so care is to be taken to not take off too much weight.*

*If you are adjusting -foc- or 'front of center' weight for hunting or down range accuracy purposes then all added insert weights must also be sorted and matched with inserts and points.*

Nocks (and collars if you use them) are next on the scale. If collars are not used then only weight of the nocks need to be adjusted. This is only going to be an incremental amount (1 tenth of a grain or so) and can be done by pulling the end of the nock shaft or the edge of a collar across the sheet of sandpaper. You will want to spin test the shaft with the nock installed to make sure it spins perfectly; nothing



will destroy accuracy like a slightly off-center nock. Having extra nocks (and inserts) to replace any that seem off is a good idea.

Now we are down to feathers or vanes and possibly a wrap. Before we discuss them, I want to describe a process called “clocking an arrow”. It is a controversial method that some think of as “bunk,” this may be true, you can decide at the end.

Here’s the deal: It seems each bow, arrow, release aid and shooter combination, including which way your string is served, influences the rotation of the shaft as it’s leaving the bow.

To check the rotation or ‘clocking’ of your bow/arrow, take an unfletched shaft with nock, insert and point installed (*that is where we are at in our arrow building process*) and mark the shaft with a silver sharpie at 12:00 o'clock in line with the nocks notch (in line with the vertical bowstring). Step back about 3’ from a safe backstop and shoot the bare shaft arrow into the back stop. You will notice at the back stop the silver sharpie mark will have started to spin or “clock” left or right. Step back another 3’ and shoot again, another 3’ and shoot again, checking the arrows rotation each time. By now which way the arrow wants to rotate on its own should be obvious. You will need to do this with each arrow shaft and make a note on which way it wants to rotate, hopefully most all shafts in this batch will tend to rotate in the same direction.

With this information (clocking left or right) you can choose the direction of offset (left or right helical) on your fletching. The idea is to spin the arrow in the direction it just naturally wants to spin without it wanting to spin one way as it leaves the bow and being forced to stop or stall and then spin the opposite way because of the direction of fletching offset.

Now does this actually effect the accuracy of an arrow down range, I have no idea, but if you are anal about the process of making a

better arrow and this “fixes your head” in this direction, well then that is a positive in the confidence department.

Next month we will finish up our true competition set of arrows and whether you have built them for tournament or hunting or just to become a better arrow-smith - you will notice that as an archer you have made a step toward improvement in accuracy and self-confidence.


See you next month,  
Curtis

Keep them flying, arrows in the air are a step toward good mental and physical health!



Using my Arizona arrow straightener to check shaft straightness by carefully rotating the shaft with the rollers set wide and checking for wobble.

18<sup>th</sup> Century Inuit Walrus Ivory Arrow Straightener





Middle picture

Weighing points, inserts and nocks. On the right is a 6" bastard file, a 220 fine grit sanding block and a Dremel tool for adjusting the weight on points, nocks and inserts. You can also weigh vanes, feathers and wraps.



Using the spine tester to sort shafts, using the 2lb weight in the center of the shaft mark the point on the scale, rotate shaft 90 degrees and test again, mark shaft at the nock end with a silver sharpie at the chosen or desired spine reading.

## CLUB TOURNAMENT NEWS - UPDATE

John Downey, Tournament Chairman

Updated December 22 Club Shoot Score Results

NAME	SCRATCH	HSCORE	DIVISION	STYLE
Oscar Melendez	531	521	A	FS
Charles Neace	506	506	A	FS
Terry Marvin	472	472	A	FS
Jim Collins	397	397	A	BHFS
Nathan Collins	376	376	Y	BHFS
Tom Swindell	244	244	GA	TRAD
Curtis Hermann	232	232	GA	TRAD
James Stankovich	208	208	GA	LB
Carlos Parada	205	205	A	TRAD
Bob Bombardier	177	177	A	LB
Robb Ramos	123	123	A	TRAD

No has a handicap yet. Handicaps will start showing up in the results of the January club shoot.

Note: No one qualifies for any to the club trophies yet as well.

Keep stick'n them pointy ends in the target. See you around the range.

John Downey  
Tournament Chairman


## ADOPT-A-TARGET (CVA Roving Range)

Most of our target lanes have been adopted. If interested in adopting one you can contact one of the Board Members.

Jbd

Target	Distance	Adopter
1	35 yrd. fan field 36 yrd fan hunter	Ben Shirley
2	30 yrd. field 32 yrd hunter	Ben Shirley
3	20 yrd. field 19 yd walk-up hunter	Tom Sheppard
4	35 ft. walk-up field 11 yrd hunter	Cher Riggs
5	80 yrd. walk-up field 70 yrd. walk-up hunter	Norm Rice
6	25 yrd field 28 yrd. fan hunter	William Bachellar
7	55 yrd field 53 yrd walk-up hunter	Jim Collins
8	45 yrd walk-up field 44 yrd hunter	Jim Collins
9	15 yrd. field 15 yrd. walk-up hunter	Ron Riley
10	65 yrd. field 64 yrd. walk-up hunter	Brian Carter
11	40 yrd field 40 yrd. Hunter	Brian Carter
12	60 yrd field 58 yrd. walk-up	Jackie Rice
13	45 yrd field 23 yrd. walk-up hunter	B. McReady
14	50 yrd. field 48 yrd walk-up hunter	Mike Chase

15	45 yrd. walk-up field 44 yrd. hunter	Ruth Haskins
16	50 yrd. field 48 yrd. hunter	Tom Sheppard
17	20 yrd field 19 yrd. walk-up hunter	
18	80 yrd. walk-up field 70 yrd walk-up hunter	
19	55 yrd. field 53 yrd. walk-up hunter	Wayne Williams
20	25 yrd. field 28 yrd. fan hunter	Wayne Williams
21	35 yrd. fan field 36 yrd fan hunter	
22	30 yrd. field 32 yrd. fan hunter	Phil Bruno
23	35 ft. walk-up field 11 yrd. Hunter	Charles Shaw
24	45 yrd. field 23 yrd. walk-up hunter	Derek Lyneis
25	65 yrd. field 64 yrd. walk-up hunter	
26	60 yrd field 58 yrd. walk-up	Nikki Orzel
27	15 yrd. field 15 yrd. walk-up hunter	
28	40 yrd. field 40 yrd. hunter	Dennis Smith
	20 yd practice butts running pig	



## YOUR CVA OFFICERS

President <a href="mailto:president@cvarchers.com">president@cvarchers.com</a>	<b>Kurt Hoberg</b>	(805) 552-9934
Vice-President <a href="mailto:vicepresident@cvarchers.com">vicepresident@cvarchers.com</a>	<b>Bonnie Marshall</b>	(805) 379-8721
Secretary	<b>Scott Leviant</b>	(818) 477-2814
Treasurer	<b>Cher Riggs</b>	(805) 368-7466
Board Members	<b>Cathy Linson</b> <b>Lee Glaser</b> <b>Mike Keena</b> <b>Bill Davis</b> <b>Kevin Cloepfil</b>	(805) 791-5102  (805) 527-4585  (805) 390-1059
Range Captain		
Target Chairman	<b>Kevin Knebel</b>	(805) 390-1059
3D Range Captain	<b>Bryan Tanger</b>	(805) 915-7347
Publicity Chair	<b>David Jockisch</b>	(805) 217-1356
Editor / Tournament Chair	<b>John Downey</b>	(805) 527-4894
<b>CVA Answering Service</b>		<b>(805) 328-4721</b>
Past-President & whatever we need him to do guy	<b>Clark Pentico</b>	(805) 630-1749

## FRIENDS OF CONEJO VALLEY ARCHERS



**805.581.1671**  
2150 Agate Court • Simi Valley, CA 93065

# **CONEJO QUIVER**

**February 2020 Issue**



The **February 2020 Club Shoot and General Membership Meeting (at 11:30 am)** was held on **Sunday February 23, 2020**, per our normal schedule.

The next scheduled club shoot is **Sunday March 22, 2020 – plan to attend.**

## FROM THE EDITOR

John Downey, Editor

### Welcome to the latest issue of the Conejo Quiver Newsletter

Sorry, that we are bit late getting this issue to press, but after much arm wrangling and cajoling, I was finally able to get all our cast of irregulars to cough up their articles. Seriously, they are the busiest group of folks a club could ask to have on the board. Thanks all!

You'll no doubt be pleased to see that Curtis Hermann has his final article of three on crafting the precision arrow. This was just too easy for him, so I challenged him to come up with a follow-up article on crafting footed arrows next month (no pressure there Curtis 😊). I wonder just how many articles the man has tucked away in his den.

So, sit back and enjoy.  
Hope to see you around the range.

John Downey  
Editor



I also wonder just how many arrows they lost ...

## FROM THE DESK OF THE PRESIDENT


Kurt Hoberg, President

### CVA Range News

**Practice Range:** Do you like having a Practice Range? I sure do.

Personally, I use it prior to each Club Shoot to warm up before moving onto the Field Range to shoot that months scored arrows. This line is used by many Club members and is a key portion of our Field Range.

But – we have a problem. A Club member is vandalizing the line, removing the wood supports at the top of the hay bales. These supports are critical for the stability of the bales, helping to keep them in place during the high winds we get in Simi Valley. When these supports are removed, the bales can (and do) fall over easily. See the picture below for specifics.



I'm not certain why we have members that remove these supports – perhaps they are missing the target and their arrows get stuck in the wood. Shoot lower. Move closer. In any case, taking the supports off of the bales constitutes vandalism and will not be tolerated.

Our dedicated team of Darkside Archers and I have repaired the line due to vandalism twice in the last several months, most recently February 8th. If the wood supports are removed again and the line falls over, it will no longer be repaired. We will leave the current bales there and you can stack the bales as you see fit, and once the bales are shot out, they will be trashed and you can bring your own target bag. DO NOT REMOVE THE WOOD SUPPORTS.

As a matter of note, vandalism of range property can result CVA Club membership being revoked.

**Range Inspection:** I have reached out to the NFAA to schedule our Range Inspection. We will be conducting the inspection during this year's Spring Classic on March 7<sup>th</sup> and 8<sup>th</sup>.

The Field Range, Tournament Range, and 3D Range will all be inspected. If you have adopted a lane, please be sure to prepare it for the shoot and inspection; clean the weeds, check over the target bales and let a Board Member know if they need attention, be sure that there are no branches impeding visibility to the target when on the shooting line, etc. Also, your adoption also includes the walk-up to the next target, so be sure that you address any weeding needed there.

If you are an NFAA member (as I am), please send me your NFAA information:

- Name
- NFAA Membership Number
- Membership type (individual or head of household)
- Expiration date

Our club is chartered through the NFAA and points are added to our range inspection score for each NFAA member. As our Club is chartered through the NFAA, for me it is a matter of principle to be a member of our charter organization. Note – a NFAA membership grandfathers you into a CBH/SCAA membership; it is a 'two for one'.

### **CVA Toy Drive Tournament**

After 14 years of serving in the capacity of Tournament Director for CVA's Annual Toy Drive Charity Tournament, my lovely wife Rose is stepping down from running the event. I want to thank her for everything she has done to run this Tournament, which has helped countless children have a wonderful holiday season due to the hundreds and hundreds of toys we've been able to donate over the years. Great job Rose, CVA will always be indebted to you!



We are looking for a club member to step up as the new Tournament Director for this charity event. If you are interested, Rose has let the Board know that she will be available and is willing to provide insights on how to run the tournament.

Thanks again Rose!

## **Tournament News**

**The Vegas Shoot 2020:** This year we had a bunch of CVA Archers shoot Las Vegas and we had archers that were 'In the Money'. Here are the standings:

- Jack Houghton: Recurve Cub Male, 1<sup>st</sup> place, \$1000
- Justin Huish: Recurve Flights 1, 4<sup>th</sup> place, \$1000
- Ken Downey: Recurve Flights 2, 4<sup>th</sup> place, \$400
- Harley Kenney: Recurve Cub Female, 6<sup>th</sup> place
- Sean Sanford: Recurve Young Adult Male, 34<sup>th</sup> place
- Oscar Melendez: Compound Flights 5, 15<sup>th</sup> place
- Connor Blackwell: Compound Flights 12, 25<sup>th</sup> place
- Charles Neace: Compound Flights 12, 34<sup>th</sup> place

If for some reason I missed a shooter please let me know so I can recognize you in next month's article.

CA Archery scheduling is changing; the state is using the USA Archery WEB site to schedule tournaments. Browse to <https://www.usarchery.org/events/find-an-event> to find and schedule out the event of interest.

Currently the following tournaments are scheduled with registration open. Check back often as tournaments are being added.

- USA Indoor Nationals and JOAD Nationals, various locations
- CA C.O.R.R. Olympic Round Robin in Long Beach
- CA Beach Cup in Long Beach, CA
- State Outdoor in Long Beach CA
- Desert Open and CA Duel Team Trials

CBH Tournaments are scheduled as well; please check the CBH WEB site (<https://www.cbhsaa.net/EventCalendar>) for schedules.

## **Field Range**

We are still looking for a Field Range Captain.

If you are interested, please reach out to me or contact any board member.

### **Field Range Captain (Vacant)**

- Coordinate with the Field Target Chair to be sure that the Field Range has targets
- Verify hay bales are shoot-able
  - Order hay bales as required
  - Band hay bales - coordinate work parties to do so
  - Place hay bales as needed - coordinate work parties
  - Verify materials (banding and clips) are available and work with the BOD to order any/all materials as needed
- Meet deliveries at the range as schedule permits. Work with the BOD to schedule a club member to meet deliveries as required.
- Be present at BOD and General Meetings as schedule permits. When attendance is not possible, provide a written report via email prior to the BOD meeting.
- Verify range shoot-ability, weed abatement.
  - Be the Point of Contact for Range Beautification Days, record and verify Club Member work hours during work activities on the Field Range.
  - Work with lane adoptees to maintain their adopted lane(s)
  - Maintain the list of adopted lanes. Work with the BOD to communicate any changes to the list
  - Schedule work parties as required for weed abatement if necessary, beyond the normally scheduled Range Beautification Days
- Work to keep the Tool and Target bins clear, clean, and organized



## JOAD / Adult Achievement Pin Program

This month we have some Adult shooters that have earned pins, congratulations!

- **Genevieve Ivie**, shooting Compound, 3<sup>rd</sup> pin, Adult
- **Matthew Ivie**, shooting Compound, 5<sup>th</sup> pin, Adult
- **Phillip Mastinick**, shooting Barebow, 1<sup>st</sup> pin, Adult
- **Kevin Knebiel**, shooting Barebow, 2<sup>nd</sup> pin, Adult

## Range Security

Please keep your driving speeds down when going through the park. There can be and often are children in the area, and the spot just past the restrooms/showers near the play equipment is always where they seem to dart out onto the road. Stay safe and drive slowly. There is no reason to drive fast in the park.

As I do every month, I would like to remind all members to close and lock the CVA gate behind you when you enter the range and be sure to secure and lock the gate when you leave, this includes both the main range entrance and the gate to the Tournament Range. I've lost count the number of times I've personally secured the gate during the weekend and weekdays. We have had vandalism occur – keeping the range secure helps keep the possibility down.

All club members, please be sure to do your part to secure our range.

See you on the range!

Your President,

Kurt

Remember, archery is easy. Shoot a 10, do it again!

## From the Desk of the VP

Bonnie Marshall



Congratulations to our February Anniversaries

Founders Gordon and Claudia Marks – 39 years!! Thank you!!

Rick Bowen – another of our original founding members! – 33 years

These years are an estimate as we are stilling trying to figure out the official starting year of the club!

Bill Feldt – 9 years

Tom Swindell – 8 years

Joyanne Begg – 6 years

Michael Brien, Debra Warren and Kevin Knebel – 4 years

1st Anniversaries – John Halstead, Mark Miller, Thomas Roberts

## To All CVA Members,

The following draft document was presented at the February General Membership Meeting as an outline of the recommended changes to membership protocols. These changes have been brought forward due to the extreme need to ensure that we have a way to support the range in work hours and maintenance fees. You will see that Membership Fees have not changed.

The structure of the Maintenance Fees has been adjusted to make the fees more balanced amongst the different types of memberships, while taking in consideration the overall available use of the range for more people in a family membership and also appropriate requirements for senior members.

This change to our Membership Cost structure is required to be voted on by the club members attending the General Membership Meeting. This was read at the February meeting and will be required to be also be read at the March meeting. After this second reading, it will be presented for a vote, as per our updated By-Laws.

If you wish to comment or vote you must attend the General Membership Meeting on Sunday March 22nd at 11:30 am. If you have further comments or questions please don't hesitate to reach out to any Board member.

Thank you  
CVA Board

## Proposed Changes to Conejo Valley Archers Membership Requirements and Costs

Draft Proposal - February 2020

Note: Lifetime Memberships are not affected by these changes

### Membership Fees

- Membership Fees will again remain unchanged for the 2020-21 club year

---

### Work Hour Requirements – Working Memberships

- Beginning with the 2020-21 club year, required Work Hours will be set for each Membership type as follows:
  1. *Single* and *Student* Memberships will be set to **24** hours per year per membership  
Prorated hours requirements for new memberships will be **two** hours per month
  2. *Family* Membership will be set to **48** hours per year per membership  
Prorated hours requirements for new memberships will be **four** hours per month
  3. *Single Golden Ager* Membership will set to 12 hours per year per membership  
Prorated hours requirements for new members will be **one** hour per month
  4. *Family Golden Ager* Membership will be set to 24 hours per year per membership  
Prorated hours requirements for new memberships will be **two** hours per month

---

### Maintenance Fees – Non-Working Memberships

- Beginning with the 2020-21 club year, Maintenance Fees will be set for each membership type as follows:

1. *Single and Student* Maintenance Fees will change to **\$300** per year per membership  
Prorated Maintenance Fees for new memberships will be **\$25** per month
2. *Family* Maintenance Fees will change to **\$600** per year per membership  
Prorated Maintenance Fees for new memberships will be **\$50** per month
3. *Single Golden Ager* Maintenance Fees will change to **\$180** per year per membership  
Prorated Maintenance Fees for new memberships will be **\$15** per month
4. *Family Golden Ager* Maintenance Fees will change to **\$360** per year per membership  
Prorated Maintenance Fees for new memberships will be **\$30** per month



O.K. I have no idea – but this was just too odd not to post (and I needed something to fill the space 😊 )

## Famous Archer of the Month

Just because we haven't done this in a while (and I felt like it), and who better than Howard Hill to post.



# Pics from the California State Traditional

Courtesy of Robb Lind









# California State Games Archery Tournament

Easton Archery Center for Excellence  
former US Olympic Training Center  
2800 Olympic Parkway, Bldg 2000  
Chula Vista, CA 91915  
<https://www.calstategames.org/s-archery>

**EACE Waiver - please print, sign and bring to venue**

FREE 2020 CSG T-SHIRT & PIN to every archer who registers by June 29!

## DIVISIONS

- Yeoman (through the calendar year of their 9th birthday)
- Bowman (through the calendar year of their 12th birthday)
- Cub (through the calendar year of their 14th birthday)
- Cadet (through the calendar year of their 17th birthday)
- Junior (through the calendar year of their 20th birthday)
- Senior (at any age)
- Master 50 (competition day in the year of their 50th birthday & after)
- Master 60 (competition day in the year of their 60th birthday & after)
- Master 70 (competition day in the year of their 70th birthday & after)

## ENTRY FEE & DEADLINE

**Entry Fee:** \$67 per person per event  
Includes a FREE CSG T-shirt and Pin if you register by June 29. You will select your T-shirt size when you register. Size cannot be changed after June 29.

**1st Deadline:** June 29, 2020

**Final Deadline:** July 11

Includes a pin, but does not include a free t-shirt after June 29.

## COMPETITION FORMAT & RULES

**World Archery Rules apply.**

### Metric 900 Round

Archers shoot 30 arrows at each of the 3 different distances for a total of 90 arrows. Four minutes will be given for each end of 6 arrows. All archers shoot at a 122cm target face for all three distances.

### Distances

Yeoman Boys & Girls: 20, 15, 10 meters  
Bowman Boys & Girls: 30, 25, 20 meters  
Cub Boys & Girls: 40, 30, 20 meters  
Cadet Boys & Girls: 60, 50, 40 meters  
Junior Boys & Girls: 60, 50, 40 meters  
Adult Men & Women: 60, 50, 40 meters  
Senior Men & Women: 60, 50, 40 meters  
Master Senior Men & Women: 60, 50, 40 meters

### Target Assignments

Archers will be given a target # as well as a letter designation, A, B, C, or D. We will be running a double line. The AB archers will go first, followed by the CD archers. The order will alternate with each end (End #1, AB goes first. End #2, CD goes first, etc.) During their time to shoot, the A and C archers stand in the left position, and the B and D archers stand in the right position. Please check target assignments during the check-in period at the archery range.

Note that bow types and genders will be mixed to give archers an opportunity to shoot with people they would not normally get to shoot with.





# JOAD – Always on Point

Submitted by Ken Downey



The end of February marks the end of indoor season for us here in California. We had many new faces in JOAD and we had many new to competition as well. Indoor season isn't very long here in southern California. Every year, it is a short, intense few months of competition. As we dust off our outdoor arrows and our spotting scopes, I'd like to take time and reflect on our 2020 indoor season.

This is my second indoor season coaching CVA's JOAD program. In 2019, we had very few archers at State Indoor, Vegas, and National Indoors. This year we had more than double the number of competitors, and more importantly, we had cool shirts. Last month, Connor Blackwell, Jack Houghton, and Harley Kenney all came home with a podium finish at state indoor.

But wait, you may be wondering, "why is Ken writing this instead of Geoff?" well the answer is simple. Executive decision; this month's student spotlight is Geoff's son, Jack Houghton.

Jack and his dad started at public session in December 2018 and immediately joined CVA. I met Geoff and Jack at their first general meeting and suggested they come to JOAD. Jack and his brother Charlie joined JOAD and dad stepped up, got his certification and became an assistant coach at JOAD.

Since joining, Jack has been working hard at JOAD and while practicing at home. Today I asked Jack, "What made you want to shoot?" and he told me at thanksgiving two years ago, he shot his cousins bow until he had blisters. That excitement has driven Jack, even though he says finding time to practice is the hardest part of

the sport. Jack enjoys the games we play at JOAD, and enjoys being part of our team.

Jack told me that he really enjoys going to tournaments and to places that he's never been before, and that he is grateful for his coach and for all the motivation. After talking with him, he also remembered to mention Mom and Dad and all the time and money they spend on the sport we love.

Almost exactly a year after joining CVA and JOAD, Jack Houghton won the Cub Recurve division at the 2020 Vegas shoot this month. As a thousand people cheered in the stands, he said he felt proud of all the hard work he put in and that it paid off. As his coach and a die-hard CVA member, I'm proud of the work he and his family have put in, and I am looking forward to outdoor season both as a competitor and as a coach.

Good luck to all of our 2020 JOAD competitors!





Jack and his Vegas winnings (\$1000 College Scholarship)



Connor Blackwell shooting at Vegas as well



Harley Kenney sporting one of the new JOAD team shirts at Vegas



Harley Kenney shooting at the Chula Vista Indoor Nationals

## Pictures from Around the Range



Everyone is cautioned to be aware of *rattlesnakes* around the range, especially if you're working or moving things around. This critter was about 4' long, and had 8 rattles and a button.

Shen "boot scoot'n" around the range – nice boots





## Truck Caravan at the range?

# Conejo Valley Archers Spring Classic

March 7-8, 2020

Three Archery Tournaments in One! *Thrice* the Challenge! *Thrice* the Fun!

NFAA Field Round • 3-D Round • American 900 Round

With **Open Money Classes** (M/F) for *Each* Tournament! **At Least \$2,100 in Cash Prizes!**



Schedule	Saturday (7th)	Sunday (8th)
Registration Opens	7:00-8:30	7:00-8:00
Ranges Open: 3D and 28 Field	7:30-4:30	7:30-12:30
900 Round — Practice Round	8:30	8:30
900 Round — Start	9:00	9:00
Score Cards Due	4:30	2:00
Awards		2:30

Shoot one, two, or all three Tournaments over two days.  
Shooting Styles: Compound, Traditional, and FITA Recurve

American 900 Round	3-D Round	NFAA Round	Entries and Extras	Fees
5 ends of 6 arrows/dist.	25 targets	28 targets	<b>First Tournament</b>	(non-money class)
4 minutes per end	Unmarked yardage	Marked yardage	Adult/Senior	\$30
122cm targets (5-ring option)	No Range Finders!	4 arrows per target	Young Adult (15-17)	\$25
3 yardage distances:	2 arrows per target	5-4-3 scoring	Youth (12-14)	\$20
⇒ Senior 40-50-60y	Traditional: 33y max	Money Classes Shoot Adult	11 & Under	\$15
⇒ Adult 40-50-60y	Compound: 50y max	Compound Stakes And Uses	<b>Second Tournament</b>	\$15
⇒ Y.A. 40-50-60y	Cub/Youth: 25y max	6-5-4-3 Pro Scoring (X=6)	<b>Third Tournament</b>	\$10
⇒ Youth 30-40-50y	Money Classes Shoot		<b>Family Max *</b>	\$125 <sup>a</sup>
⇒ Cub 10-20-30y	Compound Stakes and		3D Mulligan (2 Max)	\$1 each
Money Classes Shoot Adult	cannot purchase Mulligans		3D Doe Tag (1 Max)	\$1
	or a Doe Tag		Pre-Register and pay	\$10 off of <i>total</i> fee
			with PayPal by 2/1/20	
			Pre-Register by 2/29/20	\$5 off of <i>total</i> fee
			and pay Day 1 (3/7/20)	
			<b>All Money Classes</b>	(money class)
			Each Tournament	\$50 <sup>c</sup>
				(\$150 for all 3 tournaments)
			Pre-Register and pay	\$10 off <i>per</i> toumey
			with PayPal by 2/1/20	(\$40 <i>each</i> after \$10 off)
			<sup>a</sup> Family: Parents and minor children	
			<sup>b</sup> Family Max <i>not</i> offered if Money Class entries included	
			<sup>c</sup> \$20 of each money class entry fee added to Pot	

**Awards for all Divisions in each tournament** (M/F) (Senior, Adult, Y.A., Youth, & Cub)

**Division Champion:** Total Score for all three tournaments (non-money class only)

**Money Classes:** A separate Men's and Women's Open Class for *each* tournament.

Food and beverages available on the range.

RV Park (full hookup) and camping by range at Tapo Canyon Park (reservation strongly recommended): <http://www.ventura.org/inland-parks/tapo-canyon-simi-valley>

Hotel Room blocks at Best Western Posada Royale Hotel & Suites and Courtyard by Marriott Ventura Simi Valley (ask for CVA Spring Classic rate—reserve soon!). Other hotel options available January 2020. See [www.cvarchers.com](http://www.cvarchers.com) for details and updates.

Vendors Welcome! Call (213) 590-6370 to reserve your space.

**Visit:** [www.cvarchers.com](http://www.cvarchers.com) for more information about the tournaments, the structure for the Open Money Classes, and pre-registration instructions.

**Questions?** Call Scott Leviant at (213) 590-6370 or e-mail [CVASC@cvarchers.com](mailto:CVASC@cvarchers.com)

1/16/2020

23rd Annual

## Oak Tree 3D

Pasadena Roving Archers

Sunday, March 29, 2020  
On Line Pre-Registration is available



- ⇒ 42 - 3D Targets
- ⇒ Marked Yardage
- ⇒ One Arrow
- ⇒ 10-8-5 Scoring
- ⇒ Lunch Available



Sunday, March 29, 2020  
Registration opens @ 7:30am  
Tournament begins @ 9:00am  
Rain or Shine!

### Registration Fees

	(M/F)	(W/F)
Master Senior: 70s+	\$25	\$30
Silver Senior: 60s	\$25	\$30
Senior: 50s	\$25	\$30
Adult: 18-49	\$30	\$35
Young Adult: 15-17	\$20	\$20
Youth: 12-14	\$15	\$15
Cub: 11 & younger	\$10	\$10
Couples	\$35	\$40
Family	\$40	\$55

(1 Young & 10+ children under 18 only)

### Categories:

- ✓ Free Style
- ✓ Freestyle Limited
- ✓ Freestyle Limited Recurve
- ✓ Bowhunter
- ✓ Bowhunter Freestyle
- ✓ Bowhunter Freestyle Limited
- ✓ Barebow
- ✓ Barebow Recurve
- ✓ Traditional Recurve
- ✓ Traditional Long Bow<sup>c</sup>
- (<sup>c</sup>Wood arrows only)
- ✓ Modern Long Bow
- (Any Arrows)

[www.rovingarchers.com](http://www.rovingarchers.com) for more information

## Scott Leviant and the CVA Spring Classic

Greetings fellow CVA members.

This month, I'll cut to the chase. We're getting down to the wire to get things ready for the 2020 CVA Spring Classic. A fantastic group of volunteers have done some heavy work the last few weeks to knock parts of the Ranges into shape. We are also planning for Tournament range weed spraying by a landscape maintenance company during the week of February 24. But, for all the excellent work that has been done thus far, we need more help. Event volunteers are starting to sign up, so let me draw your attention to three areas that stand out as needing more attention: Range grooming work, set-up/breakdown help, and as-needed monitors.



The need for set-up and breakdown help is obvious enough. We need to do things like reset the Field Range with fresh targets, put better 3-D animals out on the 3-D course, and put target stands out on the Target Range. You probably have a good idea of what this will entail, especially if you've participated in the prior Pacific Cost Archery Festival events. I will be on the range on both Thursday and Friday before the CVA Spring Classic to help with set-up. I hope to see you out there too.

As with set-up and breakdown work, the need for Range grooming is also easy to understand. The Spring weeds are about to explode. We have Field Range lanes that need to be cleaned up soon. Any area where you can take a weed-wacker or a hoe and rake to a shooting lane or path that needs attention will be greatly appreciated by your club and CVA Spring Classic attendees. Work

will be in high gear on February 29<sup>th</sup>, and as many sets of hands as we can get will help.

Finally, since we are offering the enticement of money classes for each of the three tournaments that make up the CVA Spring Classic, we could also use some roving officials to keep an eye on things. You may have noticed that when money is involved, even relatively modest amounts, people sometime get a little wobbly on their ethics. Roving monitors will help people find the moral fortitude to walk the straight and narrow path. On the 3-D Range, a quick "remember, no rangefinders" might be enough to convince a shooter to resist temptation and play by the unmarked yardage rules. I'd rather not have to pull scorecards and toss someone for cheating. I would much rather see everyone do their best and finish where their fair performance puts them. You can help make that happen just by walking the Ranges (Field and 3-D). It's also a great way to get some volunteer hours in for the year without breaking your back.

While we're on the subject, there is still time to pre-register and get a discount for the CVA Spring Classic. If you pre-register by February 29, 2020, you will save on your registration fee. You can also avoid some the registration delay by paying in advance, with PayPal. Send your payment to [CVAPay@CVArchers.com](mailto:CVAPay@CVArchers.com). We will have pre-printed scorecards for anyone that pre-registers. Skip the line and get to shooting faster!

Ask not what your club can do for you; ask what you can do for your club. I look forward to seeing you shooting and/or working at the CVA Spring Classic.

Scott Leviant  
CVA Spring Classic Chairman



**Conejo Valley Archers  
Annual Pacific Coast**



**29TH TRADITIONAL  
CHALLENGE**

**Vendor  
Sales**

**Clouts**

**2-Day 50 Targets 3-D Tournament**

**Saturday, May 2, 2020 – 30 Targets**

**Sunday May 3, 2020 - 20 Targets**

- Separate Longbow, Recurve, Selfbow & Senior (60+) Divisions (no clickers)  
 \* NFAA Rules Apply (Quivers OK!) \*  
 \* No Compounds, No Sights \*  
 \* Unmarked Yardage \*  
 10-8-6 Scoring on 1<sup>st</sup> Arrow, in case of miss, 2<sup>nd</sup> arrow scores 5-4-3  
 \* Lunch served on Saturday \*  
 \* Lunch served on Sunday \*  
 \* Snacks & Drinks served all day \*  
 \* Shots include a Speed Round & New Pop-up System with Moving Targets \*

**Saturday Schedule**

7:00am – 8:30am Tournament Registration  
 Start shooting right after  
 1:30 – 3:00pm \$5 Smoker Round (1 arrow)  
 Women's and Men's Division

- \* Raffle tickets sold, General Raffles \*  
 \* Food & Drinks Sold all day \*  
 \* Clouts – prices posted at clouts \*  
 \* Vendor Trade Show and Sales \*

Free Camping available inside our fenced area in designated locations. Donations will be accepted, as we have prepaid camping fees to the county.  
 No Dogs allowed on range

**Sunday Schedule**

7:00am – 8:30am Tournament Registration  
 Start shooting right after  
 2:00pm → Score Cards must be turned in  
 Awards & Raffles held after

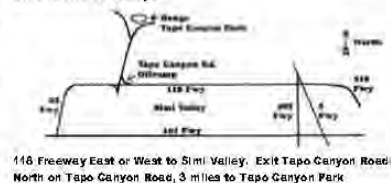
- \* Raffle tickets sold, General Raffles \*  
 Shots will include \* Speed Round \* and new  
 \* Pop-up Target System \* Flying Mosquito \*  
 \* Vendor Trade Show and Sales \*

Additional \$37 fee for Camping inside County Park (Full RV hookups are available in park).  
 The county park charges a \$4.00 daily parking fee in park.  
 Free day parking inside our fenced range.

**Tournament Fees \***

Non CBH, NFAA or NAA members please add \$5 to the fees listed below (unless a member of an out of state archery organization)  
 Adults - \$35  
 \*Family - \$45  
 Seniors (60+) \$30  
 To only shoot Saturday or Sunday with no awards delete \$5 from original fee.  
 \* (includes husband, wife and kids under 18 years old).

**Directions to Range**



116 Freeway East or West to Simi Valley. Exit Tapo Canyon Road North on Tapo Canyon Road, 3 miles to Tapo Canyon Park

**More Information – Call:**

BOB BOMBARDIER @ 805-217-8896 OR EMAIL BOMBARDIERBOB@HOTMAIL.COM  
 JOHN DOWNEY @ 213-922-3899 OR EMAIL TOURNAMENTS@CVARCHERS.COM

**CATHY'S CORNER**

There will be many upcoming work parties including one on Saturday, 2/29, to prepare for The Spring Classic. We will be working on the field, tournament, and 3D ranges. All hands on deck, bring your work gloves.

The field range still needs some of the bales replaced. Early birds can be there at 6:00am. If you cannot come early, show up by 7:00am and we will work until it is done. The Tournament Range needs to be dragged. No need to sign up, just show up near the kitchen with work gloves and be ready to roll. Sign up on the sheet located on the back of the bulletin board near the stage.

3D Work Party will be from 7:00am until noon. Bryan Tanger will be leading the effort to get that range ready for the Spring Classic. Once again, no need to sign up, just show up with work gloves and ready to go. It is very important to be on time, as the 3D Range is spread out and no one wants to keep coming down off the mountain to look for stragglers. Bryan records the hours for this, so make sure you see him at 7:00am.

A few people have begun to sign up to help at the Spring Classic Tournament, scheduled for March 7 & 8, 2020, with set up on Friday, 3/6. We are just 2 weeks away, and only 37 out of 82 positions are filled so far. Six more people are needed for set up on Friday. On Saturday we need 15 more people including:

- 1 needed at 6:00am for coffee service on the Tournament Range,
- 1 more needed for registration at 6:45am,
- 11 more needed as roving officials (7am-4pm), and
- One photographer needed from noon-3pm.

On Sunday we still have 25 spots to fill including:

One needed Early (6:30am-10:30am) for parking attendant

Another person needed 7am-11:00am Back Canyon Snack Shack,

And two Promotional Sales persons, one from 7am-11am and

A second from 11:00am to 3:00pm,

We also need 12 roving officials from 8am until noon,

An arrow hunter for the 900 round (8:30am to noon),

Photographers early (9am to noon) and late (noon-3:00pm),

2 people to help serve lunch 10:00am-4:00pm,

and 4 people to help Take Down at noon.

The whole family can come out and help, there are jobs for folks of all abilities. Please sign up at <https://signup.com/go/bCcAoNo>

**Arrow Repair Class** presented by Grace Getzen will be held Saturday, 2/29/2020 from 10:00am until 12:00pm at the Public Session Range. So far only 1 person has signed up, if we don't have more signups by Monday, 2/24, we will reschedule. If you want to be able to repair arrows, a good way to get your hours, for the club you must attend the seminar. There is still some room if you want to attend. Sign up at <https://signup.com/go/bCcAoNo>.

There are lanes on the Field Range available for adoption. Keeping the range shootable, especially in years with lots of rain, takes many people stepping up. Adopting a lane is a good way to get hours even if you cannot work at the range on Saturdays or Sundays. Working to keep a lane clean can be done once per month, in the spring and rainy years it will need to be done more often. Lanes 13, 15, 17, 18, 21, 25, 26, 27, and 28 and the Practice Butts are currently open for adoption. Right now, you need your own tools to take care of a lane

but soon we will have a tool locker available. If you are interested let me know or contact any Board Member, we have a written protocol so you know what is expected.

Field Range Lanes 10 & 11 have been adopted by Brian Carter; he would like a helper as both are long lanes with a lot of area to cover. If you have been thinking about adopting a lane this could be a good way to get started. Let me know if you are interested and I can hook you up with Brian.

Thank you for all you do.

See you at the range,  
Cathy Linson

Required and Volunteer Hours Coordinator

Conejo Valley Archers

[cmlinson@yahoo.com](mailto:cmlinson@yahoo.com)

805-791-5102



Wish I knew more about this photo – perhaps Curtis knows 🤔



## Crafting the Precision-made Arrow, Part Three

A column for the "Conejo Quiver" by Curtis Hermann, Feb. 2020

So far in this process we have trimmed our shafts from one or two ends and squared the ends and with a little sanding or trimming to adjust weight tolerances to within one or two grains over a dozen shafts. We have also weighed points, inserts, insert weights (if needed for "foc") and sanded or ground them to very close tolerances as well as with the nocks and/or nock collars. We have also checked the spine reading at several points around the diameter of each shaft and marked the shaft at the exact spine reading we want.

With just what we have done above, we are well on our way to our best set of arrows ever!

Now we must assemble the last few components to complete our project.

All that is absolutely necessary to install at this point is the fletching. There are many choices available for you to consider and we should discuss them.

First let me explain the main advantages/disadvantages of feathers and vanes.

Feathers are lighter in weight, more forgiving when in contact with the bow shelf or arrow rest and they provide more drag which equates to more steering control. They also straighten out the shaft faster upon release. Disadvantage of feathers are that



they damage more easily and they do not handle moisture well and therefore suffer in foul weather of rain or snow.

*When vanes first came on the market many comparisons to feathers were made. Remember in those days most field/hunting arrows were steered by a 5" feather or a 4" vane. Tests showed that when leaving the bow, the feather being lighter in weight allowed for a faster arrow, but because of the feathers increased drag somewhere around the 60-yard distance drag began to slow the arrow and the vane fletched arrow having less drag would catch and pass the feathered shaft. Vanes being cheaper to produce plus being more durable meant they eventually became the predominate product for fletching. The major drawback to using a vane was that they required an advanced type of arrow rest which is still true today.*

Modern small diameter arrows often will use a feather of 2" in length or less or a vane of 1" or slightly more or less. The actual difference in weight is practically negligible as is downrange drag. Some major champions still prefer the short feather to the vane for its ability to straighten the arrow faster upon release and when 3 or 4 arrows are stuffed into the tiny 12-ring there is no deflecting as could happen with the stiff fletching of a vane in the ring.

When it comes to fletching styles, you again have choices, 3 or 4 fletch and helical (L or R) and straight offset (also L or R). The important thing to remember is that the silver mark we made on the shafts earlier must line up at 90 degrees from the sight window. On a 3 fletch that would mean you line up the cock feather/vane on that line. Helical fletching is harder to do on small diameter shafts but many hard core bowhunters and some top target archers still like the spin provided by helical fletching. Modern arrow making components are so precise today that I don't feel helical fletching provides enough of an advantage to be worth the effort, again that is a personal opinion, the choice is yours. When fletching it is important to have a thin line of glue that covers the vane base or

feather quill completely without a lot of excess, use a q-tip to wipe up any excess glue along the edges of the base or quill. With most modern fast drying glues just hold the clamp in position for about 15 seconds and your good to move to the next jig position. I use 90% rubbing alcohol for all my fletching clean up needs, 50% works ok as does 70% but 90% is a better choice. An alternative choice to messy glue is to use Bohning double sided tape, not as tight of attachment as glue and the leading and trailing tips need a spot of glue, but it is cleaner and faster.

When glueing in inserts, use a slower drying glue as you may want to align your broad head blades in line with your vanes or feathers. This may require tightening the broad-head in the insert and rotating the insert inside the shaft while the glue is still wet to get a proper line up. Especially if you have a 3 fletch design and a 3 blade broad-head. Also clean the inside of the shaft with a 22. caliber wire brush or an Easton made brush designed for arrows, use the 90% rubbing alcohol and a q-tip to clean out the dust before glueing. Be sure to spin all arrows on their tip or on a set of rollers to make sure there is no wobble, especially with broad-heads.

I have saved talking about wraps for last even though in the assembly process they would be rolled on to the shaft before fletching began. Depending on the length of the wrap you are adding an amount of weight to the nock end of the shaft that will effect the “foc” weight distribution, so keep that in mind.

A wrap also does other things, for the hunter certain colors (such as white or orange) can help decipher or analyze clues from blood to help ascertain which vital organs have been hit on a game animal. The wrap can also identify an arrow as yours, and if you go to the effort of adding pin strips you can personalize it specifically as yours. Wraps can be ordered in various lengths and solid colors as well as many that are already pre-decorated. I personally order solid colors in white, chartreuse or hot pink. Hot pink shows best in daylight, chartreuse shows best in low-light conditions and white is

good in any light situation. I also do my own pin striping (or crestring) with my crestring\* lathe and a permanent marker, I then cover this pin striping with clear tape so that it does not rub off.

I know this entire arrow building process is tedious and too anal for many archers, but if you’re looking for improvement in your score and enhanced self-confidence, this will do the trick. It will also give you a sense of pride in workmanship and that is another plus. It all adds up to the next step in becoming a better archer.

Till next month,

Curtis

*\*Cresting is nearly a lost art in arrow making today along with feather splicing. In the traditional archery segment of archery crestring and feather splicing remains alive and well resulting in arrows almost too beautiful to shoot. We will discuss that further in next month’s column on the art of making the footed shaft.*



# CLUB TOURNAMENT NEWS

John Downey, Tournament Chairman

We had a better turnout for the January 26 Club Shoot than the prior month, with twenty-two coming out and making round.

When it was all over Mark Miller was at the top of the leader board with his 559 handicapped score (494 scratch). Charles Neace came in for second (554 hscore, 512 scratch), Terry Marvin was one point back for third (553, 488)

No one qualifies for any of the trophies yet.

NAME	HSCORE	SCRATCH	DIVISION	STYLE
Mark Miller	559	494	A	FS
Charles Neace	554	512	A	FS
Terry Marvin	553	488	A	FS
Chef Robert Bogin	550	510	A	FS
Oscar Melendez	547	515	A	FS
Nathan Collins	523	352	Y	BHFS
Jim Collins	521	401	A	BHFS
James Stankovich	501	234	GA	LB
Carlos Parada	489	197	A	TRAD
Tom Swindell	488	231	GA	TRAD
Bill Bachelor	463	463	A	BHFS
Norman Rice	463	463	GA	FS
Kurt Hoberg	450	450	A	FITA

Jack Houghton	427	427	C	FITA
Ken Downey	396	396	A	BHFS
Sarah Dakin	289	289	A	BHFS
Curtis Hermann	234	234	GA	TRAD
Robb Ramos	170	170	A	TRAD
Bob Bombardier	131	131	A	LB
Charlie Houghton	123	123	C	FITA
Joe Cavaleri	92	92	GA	LB
Kevin Knebel	91	91	A	LB

Hope to see you around the range.

John Downey  
Tournament Chairman



University of Chicago Female Archery Team, 1935

## ADOPT-A-TARGET (CVA Roving Range)

Most of our target lanes have been adopted. If interested in adopting one you can contact one of the Board Members.

Jbd

Target	Distance	Adopter
1	35 yrd. fan field 36 yrd fan hunter	Ben Shirley
2	30 yrd. field 32 yrd hunter	Ben Shirley
3	20 yrd. field 19 yd walk-up hunter	Tom Sheppard
4	35 ft. walk-up field 11 yrd hunter	Cher Riggs
5	80 yrd. walk-up field 70 yrd. walk-up hunter	Norm Rice
6	25 yrd field 28 yrd. fan hunter	William Bachellar
7	55 yrd field 53 yrd walk-up hunter	Jim Collins
8	45 yrd walk-up field 44 yrd hunter	Jim Collins
9	15 yrd. field 15 yrd. walk-up hunter	Ron Riley
10	65 yrd. field 64 yrd. walk-up hunter	Brian Carter
11	40 yrd field 40 yrd. Hunter	Norm Rice
12	60 yrd field 58 yrd. walk-up	Jackie Rice
13	45 yrd field 23 yrd. walk-up hunter	
14	50 yrd. field 48 yrd walk-up hunter	Mike Chase

15	45 yrd. walk-up field 44 yrd. hunter	JOAD Parents
16	50 yrd. field 48 yrd. hunter	Tom Sheppard
17	20 yrd field 19 yrd. walk-up hunter	JOAD Parents
18	80 yrd. walk-up field 70 yrd walk-up hunter	
19	55 yrd. field 53 yrd. walk-up hunter	Wayne Williams
20	25 yrd. field 28 yrd. fan hunter	Wayne Williams
21	35 yrd. fan field 36 yrd fan hunter	
22	30 yrd. field 32 yrd. fan hunter	Phil Bruno
23	35 ft. walk-up field 11 yrd. Hunter	Charles Shaw
24	45 yrd. field 23 yrd. walk-up hunter	Derek Lyneis
25	65 yrd. field 64 yrd. walk-up hunter	
26	60 yrd field 58 yrd. walk-up	
27	15 yrd. field 15 yrd. walk-up hunter	
28	40 yrd. field 40 yrd. hunter	
	20 yd practice butts running pig	



## YOUR CVA OFFICERS

President <a href="mailto:president@cvarchers.com">president@cvarchers.com</a>	<b>Kurt Hoberg</b>	(805) 552-9934
Vice-President <a href="mailto:vicepresident@cvarchers.com">vicepresident@cvarchers.com</a>	<b>Bonnie Marshall</b>	(805) 379-8721
Secretary	<b>Scott Leviant</b>	(818) 477-2814
Treasurer	<b>Cher Riggs</b>	(805) 368-7466
Board Members	<b>Cathy Linson</b> <b>Lee Glaser</b> <b>Mike Keena</b> <b>Bill Davis</b> <b>Kevin Cloepfil</b> <b>David Jockisch</b>	(805) 791-5102  (805) 527-4585  (805) 390-1059 (805) 217-1356
Range Captain		
Target Chairman	<b>Kevin Knebel</b>	(805) 390-1059
3D Range Captain	<b>Bryan Tanger</b>	(805) 915-7347
Publicity Chair	<b>David Jockisch</b>	(805) 217-1356
Editor / Tournament Chair	<b>John Downey</b>	(805) 527-4894
CVA Answering Service		<b>(805) 328-4721</b>
Past-President & whatever we need him to do guy	<b>Clark Pentico</b>	(805) 630-1749

## FRIENDS OF CONEJO VALLEY ARCHERS



**805.581.1671**

**2150 Agate Court • Simi Valley, CA 93065**

# **CONEJO QUIVER**

**March 2020 Issue**



**The next scheduled club shoot is Sunday April 26, 2020 – plan to attend.  
The General Meeting is still scheduled at 11:30am but could be canceled due to the  
Coronavirus Covid-19. A notice will be sent out in either case.**

## FROM THE EDITOR

John Downey, Editor

To say that this is a trying time for us all due to the Coronavirus pandemic is an understatement. In an effort to address some of your concerns or questions regarding the use of the range, the Board released the following message on March 16, 2020.

... jbd

### **To All CVA Members and Families**

The Centers for Disease Control and Prevention is now urging a nationwide halt to gatherings of more than 10 people, citing the risk of the coronavirus. Along with this obvious reason, there are also multiple other conditions that would prevent us from keeping all equipment, armguards and finger tabs consistently sanitized.

Due to this we are forced to cancel our Saturday Sessions, to the public, until further notice.

All private groups are also cancelled as of today and will be rescheduled. We will also discontinue allowing any guests on the range until further notice.

All range areas will remain open to Members Only until any further recommendations, restraints or conditions are imparted or removed. We do request that social distancing, as described by the CDC and WHO, continue to be observed, along with all of the other reminders on hand washing and sanitary protections.

The General Membership Meeting scheduled for March 22 will be cancelled and we will look forward to holding our next scheduled meeting on April 26<sup>th</sup>.

The monthly Club Shoot will proceed as normal. Please limit shooting groups to 5.

***The JOAD Training Program due to its small size will be allowed to continue as per Coach Ken's recommendations.***

All work parties will remain on schedule so that we can continue to prepare for the May 2<sup>nd</sup> and 3<sup>rd</sup> Traditional Tournament. That event status will be reassessed continually as we get closer to the date.

Due to the rains the possible closure of the Field Range road will be reviewed daily. Please do not access the road if it has been noted as closed! All range area access will also be reviewed daily for access. The 3D Range does sometimes have to close under heavy rain conditions.

If there are any questions regarding these closures, or if any issues are noted on the range that need to be addressed in an immediate manner, remember to contact either of the emergency phone numbers on your membership card. It should always be attached to your quiver for easy reference.

We will continue to update our members as we get new information.

Please keep yourselves and your families safe and please remember that hoarding supplies jeopardizes those that actually need them.

CVA Board

## FROM THE DESK OF THE PRESIDENT

Kurt Hoberg, President

### CVA Range News

**Field Range News:** We have replaced ½ of the range bales with new. We had an amazing crew and in one work party knocked about over 10 targets on the range.



Over the next couple of months, the rest of the range will be replaced. Trucks are a necessity for this, so anyone that can assist please come out. Watch for emails about upcoming work parties and details.

**Range Inspection:** We passed our inspection, our paperwork is filed with CBH who in turn, submits to the NFAA. I'll be reaching out to CBH late April to get status per our inspectors' recommendation.

I want to thank everyone that helped over the last few months at each work party as your contributions made the range look spectacular. I'd like to recognize some outstanding contributions:

- Bill Bachelller and Marc Albanaza for painting all field range markers. Our inspector called these out as being exemplary!
- Jim Collins and Terry Marvin for completing the field range instruction markers. They look amazing and I noticed shooters referencing them during the Spring Classic.
- Mike Keena for dragging the Tournament Range and parking lot, and the range service road.
- Darkside Archers for being on point, assisting everyone and everywhere on all ranges, especially helping on the 3D range.
- Bob Bombardier for jumping in and clearing lane 18 and other parts of the range as needed.

- Derek Lyneis for clearing many more lanes than his adopted lane 24.

A huge thanks for everyone who worked so hard; our range was at its best for our inspection and it was noticed.

### Open Positions – Volunteers Needed!

**Treasurer:** Our club Treasurer Cher Riggs is stepping down due to personal reasons. She will be finishing out this year. Thanks, Cher, for everything you have done for the club, you have been outstanding in this role!

It is vitally important that we identify a treasurer immediately so handoff can occur. As I'm sure I don't need to state, this is a critical Club position.

If you have even the slightest interest ***please*** reach out to me, Cher, or any BOD member so we can get started in handoff and training immediately.

**Field Range Captain:** We are looking for a Field Range Captain. This is a very important and influential Club Chair position. It is important to note that the BOD and members are here to support the person who volunteers. Duties include the following:

- Coordinate with the Field Target Chair to be sure that the Field Range has targets
- Verify hay bales are shoot-able
  - Order hay bales as required
  - Band hay bales - coordinate work parties to do so
  - Place hay bales as needed - coordinate work parties
  - Verify materials (banding and clips) are available and work with the BOD to order any/all materials as needed



- Meet deliveries at the range as schedule permits. Work with the BOD to schedule a club member to meet deliveries as required.
- Be present at BOD and General Meetings as schedule permits. When attendance is not possible, provide a written report via email prior to the BOD meeting.
- Verify range shoot-ability, weed abatement.
  - Be the Point of Contact for Range Beautification Days, record and verify Club Member work hours during work activities on the Field Range.
  - Work with lane adoptees to maintain their adopted lane(s)
  - Maintain the list of adopted lanes. Work with the BOD to communicate any changes to the list
  - Schedule work parties as required for weed abatement if necessary, beyond the normally scheduled Range Beautification Days
- Work to keep the Tool and Target bins clear, clean, and organized

**CVA Toy Drive:** After 14 years of serving in the capacity of Tournament Director for CVA's Annual Toy Drive Charity Tournament, my lovely wife Rose is stepping down from running the event.

We are looking for a club member to step up as the new Tournament Director for this charity event. If you are interested, Rose has let the Board know that she will be available and is willing to provide insights on how to run the tournament.

### **Tournament News**

Due to Covid-19, many tournaments are being canceled or postponed. Be sure to check the USA Archery schedule, the CBH newsletter, and many times social media for status of a scheduled shoot.

CA Archery is using the USA Archery WEB site to schedule tournaments. Browse to <https://www.usarchery.org/events/find-an-event> to find and schedule out the event of interest.

Currently the following tournaments are scheduled with registration open. Check back often as tournaments are being added.

- CA C.O.R.R. Olympic Round Robin in Long Beach. **(postponed)**
- CA Beach Cup in Long Beach, CA
- State Outdoor in Long Beach CA
- Desert Open and CA Duel Team Trials

CBH Tournaments are scheduled as well; please check the CBH WEB site (<https://www.cbhsaa.net/EventCalendar>) for schedules.

### **CBH State Traditional Results:**

- Rob Lind – 3<sup>rd</sup> Long Bow
- Jim Stankovitch – 3<sup>rd</sup> Long Bow Wood
- Tom Swindell – 2<sup>nd</sup> Traditional
- Curtiss Hermann – 3<sup>rd</sup> Traditional
- Carlos Parada – 2<sup>nd</sup> Recurve
- Tom Sheppard – 2<sup>nd</sup> Primitive

### **CBH State Indoor Results:**

- Jacque Rice – 2<sup>nd</sup> Master Senior, Freestyle
- Norm Rice – 2<sup>nd</sup> Master Senior, Bow Hunter Freestyle
- Kurt Hoberg – 3<sup>rd</sup> Senior, Freestyle Limited Recurve
- Connor Blackwell – 2<sup>nd</sup> Young Adult, Freestyle

### **JOAD / Adult Achievement Pin Program**

This month we have some Adult shooters that have earned pins, congratulations!

- Matthew Ivie, shooting Compound, 6<sup>th</sup> pin, Adult
- Kevin Knebiel, shooting Barebow, 3<sup>rd</sup> pin, Adult
- Peter Lashley, shooting Barebow, 1<sup>st</sup> pin, Adult

### CVA Spring Classic

We had another great tournament. Saturday's weather was fairly compliant with some rainfall mid-day. Then the weather cleared, and Sunday was some of the absolutely best shooting weather I've ever seen at our range.

Attendance was low, even with a money shoot being offered. Some archers got a great payday, especially in the women's money shoot categories. If you are a woman shooter, I highly suggest shooting next year if we continue with the money shoot format.

As with the majority our tournaments, I was disappointed with CVA's turnout. From my perspective I hear many complaints about how a shoot 'should' be run, then we implement those ideas, then those individuals still don't show.

We had one JOAD shooter at the 900 rounds, and very few CVA shooters total.

I really don't know how to entice CVA members to participate in our tournaments. Our members will drive several states away to shoot an event yet won't shoot a similar event held at our own club.

If you have ideas, I'm all ears, as I'm at a loss. Send me an email, call me, or talk to me on the range. I really am interested in your feedback on how to get more CVA shooters participating in club events.

### Snakes

They are out! One was spotted a couple of weeks back on the Field Range. Very well fed, bad tempered, and didn't rattle. Be aware.

### Range Security

Please keep your driving speeds down when going through the park. There can be and often are children in the area, and the spot just past the restrooms/showers near the play equipment is always where they seem to dart out onto the road. Stay safe and drive slowly. There is no reason to drive fast in the park.

As I do every month, I would like to remind all members to close and lock the CVA gate behind you when you enter the range and be sure to secure and lock the gate when you leave. This includes **both** the main range entrance and the gate to the Tournament Range.

I've lost count the number of times I've personally secured the gate during the weekend and weekdays. We have had vandalism occur – keeping the range secure helps keep the possibility down.

All club members, please be sure to do your part to secure our range.

See you on the range!

Your President,

Kurt

Remember, archery is easy. Shoot a 10, do it again!

See you on the range!

Your President,

Kurt

Remember, archery is easy. Shoot a 10, do it again!

## From the Desk of the VP

Bonnie Marshall

We've had a very busy year already this year with a few twists and turns and they don't seem to be over quite yet, so hang on!



In the meantime, we always try to look forward to what our club has coming up. Along with the Traditional Tournament coming up very quickly the first weekend in May, we also have to already start thinking about the next club year and preparing for that. As you can read in my Membership article, we have the proposed changes to our membership parameters. I hope that you will all read this over and vote on this proposal at the General Membership Meeting.

Also, with this time of year we also have start thinking about who would be interested in serving on the Executive Board or as a Board Member. Executive Board Members are voted in yearly and Board Members serve on alternating 2-year terms. The Treasurer is an appointed position. Nominees must be a member in good standing for one year or more to be eligible.

We know the importance of making sure that we have a diverse group of people to serve and who not only shoot different styles but also use different parts of the range areas. This gives the Board a better view of everyone's needs and expectations. This year's group is actually very diverse utilizing multiple bow types and multiple range areas and also competing for club awards and also attending outside events.

I personally will be stepping out of the VP position to create an opening on the Board. I will continue to serve as Membership Chair, so I will still be very involved. If anyone is interested in learning

more about this position, please don't hesitate to reach out to me for more details.

A vital position that we must fill for this next club year will be that of Treasurer. Cher will also be stepping out of the limelight, but will also be sticking around. This position must be filled for us to even have a club so it is so important that we find someone early so that they can start checking in now with Cher's processes. We want to insure a smooth transition into the new club year. Again, if you have questions please don't hesitate to reach out to her with any questions.

We will have three Board Member positions open and although all have agreed to run again as incumbents, that doesn't mean we can't have more people run for these jobs! Please reach out to any Board Member for info on these positions.

All positions required monthly attendance to all Board and Monthly General Membership Meetings.

Please take the next step to support your club and run for a position!

One of my favorite quotes:

*Volunteering is the ultimate exercise in democracy. You vote in elections once a year, but when you volunteer, you vote every day about the kind of community you want to live in.* – Author Unknown

See you on the range!  
Bonnie

## March Anniversaries

- 17 Years – Jim Pellerino – BBQ Master!! Thanks for all the great food!
- 14 Years – Cher Riggs – Treasurer extraordinaire!!!
- 12 Years – Clark Pentico – Past President Extraordinaire!!
- 6 Years – Jeff Blackwell and family
- 5 Years – Ben Azzam
- 4 Years – Kory and Michelle Budish-Collins
- 3 Years – Phil Bruno and Glenn Smith
- 2 Years – Gunjana Sharma and family, Ben Quezada and Nikki Orzel

Congratulations to all!

## Membership Corner

The CVA Board would like to present the proposed new membership protocols that will be presented for a final reading at this month's General Membership Meeting on March 22, 2020 at 11:30am at the range. It will then be presented as a motioned for a vote. These changes if approved by the membership will be enacted for the 2020-2021 club year this September.

This would mean that anyone not completing this year's required work hours will be set to the parameters of a Non-Working Membership for the 2020-2021 club year at the new rate and will also owe their 2019-2020 Maintenance Fee to be able to renew. Please be proactive in your time to work at the range.

Please carefully read through this document (below) and if you have any questions please feel free to reach out to me or any Board member.

Thank you,  
Bonnie

### Proposed Changes to Conejo Valley Archers Membership Requirements and Costs

Draft Proposal - February 2020

Note: Lifetime Memberships are not affected by these changes

#### Membership Fees

- Membership Fees will again remain unchanged for the 2020-21 club year

#### Work Hour Requirements – Working Memberships

- Beginning with the 2020-21 club year, required Work Hours will be set for each Membership type as follows:
  1. *Single and Student* Memberships will be set to **24** hours per year per membership  
Prorated hours requirements for new memberships will be **two** hours per month
  2. *Family* Membership will be set to **48** hours per year per membership  
Prorated hours requirements for new memberships will be **four** hours per month
  3. *Single Golden Ager* Membership will set to 12 hours per year per membership  
Prorated hours requirements for new members will be **one** hour per month
  4. *Family Golden Ager* Membership will be set to 24 hours per year per membership  
Prorated hours requirements for new memberships will be **two** hours per month

#### Maintenance Fees – Non-Working Memberships

- Beginning with the 2020-21 club year, Maintenance Fees will be set for each membership type as follows:

1. *Single and Student* Maintenance Fees will change to **\$300** per year per membership  
Prorated Maintenance Fees for new memberships will be **\$25** per month
2. *Family* Maintenance Fees will change to **\$600** per year per membership  
Prorated Maintenance Fees for new memberships will be **\$50** per month
3. *Single Golden Ager* Maintenance Fees will change to **\$180** per year per membership  
Prorated Maintenance Fees for new memberships will be **\$15** per month
4. *Family Golden Ager* Maintenance Fees will change to **\$360** per year per membership  
Prorated Maintenance Fees for new memberships will be **\$30** per month

## LOST

**Norm Rice has lost his beloved Red and Gray Arrow Puller and would love to have it back.**

**If you found it or know where it is, he will be happy beyond words to have it back.  
He can be reached at 1-805-210-0764**

## CVA Spring Classic Wrap-Up

Scott Leviant, Tournament Director

Greetings fellow CVA members.

The 2020 CVA Spring Classic is now in the books, and I'd like to identify a few areas where things went well, giving out thanks where I can. I'd also like to mention what we can do better for next year.

First, a tremendous team of volunteers made our Ranges look fantastic for the two days of the event. Bryan Tanger put in a furious amount of work on the 3-D Range. The result was a 25-target 3-D Tournament that received rave reviews from participants. Competitors were sweating over an unmarked yardage course, but they loved it. Some even signed up to shoot it twice over the weekend.

Mike Keena and the rest of the "Darkside" shooters were out on the Ranges for weeks, cleaning up the Field and Tournament Ranges in particular. Bob Bombadier and many of the traditional shooters were also out on the Ranges, putting things in order for the 2020 CVA Spring Classic.

Kurt Hoberg and a crew of volunteers set up the Tournament Range for the American 900 round, striping the shooting lanes, setting up target stands, and putting targets out.

On the Tournament days, a dedicated crew of volunteers ran the snack stations, the kitchen bin, and served as roving officials. My thanks to everyone for work that put the Ranges in the best overall shape I can recall seeing in eight years as a member with CVA. Even the Field Range shooting stakes and instruction stands looked amazing after members painted the stakes and replaced the target instructions sheets and parts of the instruction stands. And I met

my first rattlesnake while walking the Ranges right before the event. Friendly guy.



Second, the event came off without a hitch. While the weather seems to have dissuaded some people from coming out (it looked ominous at times), those that did had good weather both days for shooting and hiking without sweltering. I shot my first American 900 Round on Day 2, when it was clear that everything was running smoothly, and the conditions couldn't have been better.

The Money Class portion of the event really surprised people in a good way, and I think we will have positive word of mouth going back to other clubs around California. First place shooters in each event took home nearly \$350 each. The total prize money pot was \$3,000 after all the entry funds were tallied. We stand to see more interest next year, and I would like to add prize money classes for traditional shooters. I think there are a lot of traditional shooters

that would like to test themselves against other traditional shooters with money on the line.

Charles Neace walked away with the Triple Crown heavyweight belt, a slight twist on the conventional trophies usually seen at archery events.



We had about 22 pre-registrations for the event, and most of them also paid through PayPal. It made the registration process easier, and I'm glad to have moved CVA towards a better digital footprint.

For next year, I want to promote the 2021 CVA Spring Classic with a longer lead time. If we get our dates out there earlier, we may have fewer scheduling conflicts with other tournaments and better attendance. We can't control the weather in Spring, but we can get the work out earlier. With all that I learned as the Director of my first event, I will do better next year. I want more shooters, and I want to give out more prize money.

Before closing out this column, I want to specifically mention Bob Bombadier's Annual Pacific Coast 29th Traditional Challenge, held May 2-3. The Ranges are in good shape *now*, but it has been raining for days. The weeds are going to take off in April. We need everyone that put the Ranges in such good shape for the 2020 CVA Spring Classic to come back out and stay on top of their maintenance work for the Traditional Challenge. If we do clean-up passes for the next month, the overall workload should be easier for the Traditional Challenge.


I look forward to seeing more of you shooting and/or working at the upcoming Annual Pacific Coast 29th Traditional Challenge and the 2021 CVA Spring Classic.

Scott

## Just a few Pics from the CVA Spring Classic

More pictures from the tourney coming next month

Pictures courtesy of Ramon Barraz, Brandon Newcomer, Zac Solomon and JBD



A few of the medals given out



Kurt holding the awning down from the wind 😊



Bonnie and Cher handling registration





And "officiating" ...





**An interesting fun shot**



**Just one of many 3D Animal shots**



**New 3D Range Mascot “Nevermore”?**



O.K. That is a long shot ...



**Going fishing**



**Friends on the range**



**Looking good ...**



**Taking a break**





O.K. Where did that arrow go?



Whose having fun?



**Just your basic good time on the range shot**

## California State Games Archery Tournament

Easton Archery Center for Excellence  
former US Olympic Training Center  
2800 Olympic Parkway, Bldg 2000  
Chula Vista, CA 91915

<https://www.calstategames.org/s-archery>

**EACE Waiver - please print, sign and bring to venue**

**FREE 2020 CSG T-SHIRT & PIN to every archer who registers by June 29!**

### **DIVISIONS**

- Yeoman (through the calendar year of their 9th birthday)
- Bowman (through the calendar year of their 12th birthday)
- Cub (through the calendar year of their 14th birthday)
- Cadet (through the calendar year of their 17th birthday)
- Junior (through the calendar year of their 20th birthday)
- Senior (at any age)
- Master 50 (competition day in the year of their 50th birthday & after)
- Master 60 (competition day in the year of their 60th birthday & after)
- Master 70 (competition day in the year of their 70th birthday & after)

### **ENTRY FEE & DEADLINE**

**Entry Fee:** \$67 per person per event  
Includes a FREE CSG T-shirt and Pin if you register by June 29. You will select your T-shirt size when you register. Size cannot be changed after June 29.

**1st Deadline:** June 29, 2020

**Final Deadline:** July 11

Includes a pin, but does not include a free t-shirt after June 29.

## COMPETITION FORMAT & RULES

### World Archery Rules apply.

#### Metric 900 Round

Archers shoot 30 arrows at each of the 3 different distances for a total of 90 arrows. Four minutes will be given for each end of 6 arrows. All archers shoot at a 122cm target face for all three distances.

#### Distances

Yeoman Boys & Girls: 20, 15, 10 meters

Bowman Boys & Girls: 30, 25, 20 meters

Cub Boys & Girls: 40, 30, 20 meters

Cadet Boys & Girls: 60, 50, 40 meters

Junior Boys & Girls: 60, 50, 40 meters

Adult Men & Women: 60, 50, 40 meters

Senior Men & Women: 60, 50, 40 meters

Master Senior Men & Women: 60, 50, 40 meters

#### Target Assignments

Archers will be given a target # as well as a letter designation, A, B, C, or D. We will be running a double line. The AB archers will go first, followed by the CD archers. The order will alternate with each end (End #1, AB goes first. End #2, CD goes first, etc.) During their time to shoot, the A and C archers stand in the left position, and the B and D archers stand in the right position. Please check target assignments during the check-in period at the archery range.

Note that bow types and genders will be mixed to give archers an opportunity to shoot with people they would not normally get to shoot with.



## JOAD – Always On Point

March 2020



Archery is an important part of all our lives, but there is something that is far greater, our health. The Governor has implemented a “Shelter-in-Place” rule for all of California, so for now, JOAD is on hold.

So, what can I do to maintain my skills? Practice at home, if you are able and practice with your stretch bands. For club members, follow the guidance that CVA has put in place for use of the range, and practice social distancing.

Stay healthy, wash your hands and we will see you in a few short weeks.

All our best,

Ken and Geoff



# Lunch on the Range



Putting on the feed-bag



**Conejo Valley Archers  
Annual Pacific Coast**



**29TH TRADITIONAL  
CHALLENGE**

**Vendor  
Sales**

**Clouts**

**2-Day 50 Targets 3-D Tournament**

**Saturday, May 2, 2020 - 30 Targets**

**Sunday May 3, 2020 - 20 Targets**

- |   |  |
|---|--|
| Separate Longbow, Recurve, Selfbow & Senior (60+) Divisions (no clickers) | 10-8-6 Scoring on 1 <sup>st</sup> Arrow, in case of miss, 2 <sup>nd</sup> arrow scores 5-4-3 |
| * NFAA Rules Apply (Quivers OK!)  | * Lunch served on Saturday   |
| * No Compounds, No Sights   | * Lunch served on Sunday   |
| * Unmarked Yardage  | * Snacks & Drinks served all day   |
- \* Shots include a Speed Round & New Pop-up System with Moving Targets \*

**Saturday Schedule**

7:00am - 8:30am Tournament Registration  
Start shooting right after  
1:30 - 3:00pm \$5 Smoker Round (1 arrow)  
Women's and Men's Division

- \* Raffle tickets sold, General Raffles \*
- \* Food & Drinks Sold all day \*
- \* Clouts - prices posted at clouts \*
- \* Vendor Trade Show and Sales \*

Free Camping available inside our fenced area in designated locations. Donations will be accepted, as we have prepaid camping fees to the county.  
**No Dogs allowed on range**

**Sunday Schedule**

7:00am - 8:30am Tournament Registration  
Start shooting right after  
2:00pm → Score Cards must be turned in  
Awards & Raffles held after

- \* Raffle tickets sold, General Raffles \*
- Shots will include \* Speed Round \* and new \* Pop-up Target System \* Flying Mosquito \*
- \* Vendor Trade Show and Sales \*

Additional \$37 fee for Camping inside County Park (Full RV hookups are available in park).  
The county park charges a \$4.00 daily parking fee in park.  
**Free day parking inside our fenced range.**

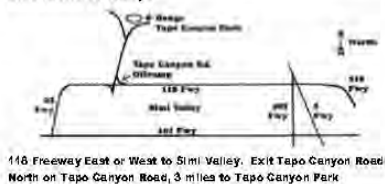
**Tournament Fees \***

Non CBH, NFAA or NAA members please add \$5 to the fees listed below (unless a member of an out of state archery organization)

Adults - \$35	Couples - \$40
*Family - \$45	Youth - \$15
Seniors (60+) \$30	Cubs - \$10

To only shoot Saturday or Sunday with no awards delete \$5 from original fee.  
\* (Includes husband, wife and kids under 18 years old)

**Directions to Range**



**More Information - Call:** BOB BOMBARDIER @ 805-217-8896 OR EMAIL BOMBARDIERBOB@HOTMAIL.COM  
JOHN DOWNEY @ 213-922-3899 OR EMAIL TOURNAMENTS@CVARCHERS.COM

**CATHY'S CORNER**

Preparation for the Traditional Tournament will be every Saturday in April (4th, 11th, 18th and 25th).

Clearing trails and weed abatement will be top priority. Work will start at 8:00am each day, bring work gloves, a hat or sunscreen and water. You will sign in and out on the sheet located on the back of the bulletin board. Sign up at to work going to <https://signup.com/go/bCcAoNo>

**Range Beautification Day will be April 4th.**

Mark your calendar and plan to come out to work.

**The Traditional Tournament is coming May 2 & 3 with set up on 5/1.**

We have around 80 spots to fill across the 3 days. There will be jobs that can be done by people of all abilities. Bring the whole family out to help. Friday is set-up, those are more physical jobs. Saturday we will need people for food service, parking attendant, registration, shooter transport, photography, clout attendants, and operating a couple of moving targets. Sunday is similar to Saturday plus we need 15 people for take down.

Sign up at <https://signup.com/go/bCcAoNo>

**Field Range Lanes available for adoption.**

Keeping the range shootable, especially in years with lots of rain, takes many people stepping up. Adopting a lane is a good way to get hours even if you cannot work at the range on Saturdays or Sundays. Working to keep a lane clean can be done once per month, in the spring and rainy years it will need to be done more

often. ***Lanes 18, 21, 25, 26, and the Practice Butts are currently open for adoption.***

Right now, you need your own tools to take care of a lane but soon we will have a tool locker available. If you are interested let me know or contact any Board Member, we will send you the protocol so you know what is expected before you decide. Make sure to look at a lane before deciding, lane 18 for example is 80 yards and, on a hill, while other lanes are shorter and flatter. Some folks take 2 lanes, which is fine, but if you take the 80-yard lane you may want only 1.

Folks have asked me if the range clearing hours count toward your required hours, they definitely count just make sure you sign in and out.

**Arrow Repair Class presented by Grace Getzen is being rescheduled.**

Stay tuned for information.

**Here is why you should not wait to get your required hours:**

Some members in past years have waited to do their hours until August and September, I know it seems you can easily get 12 hours completed in a month but you should not assume work will be available at that time. The biggest need for hours that we have tends to be weed abatement and tournaments. In most years the majority of weed abatement occurs in the spring. Our big tournaments are next weekend and in early May and we have a smaller one in early June then no more until after the new club year starts.

We do have the bale change out on the Public Session Range around late summer or early fall but last year we had too many people for

the amount of work available, we won't make the error again. We have way too much work that needs to be done to squander hours.

In short, work your hours now because this is the time of greatest need for the club and no one is going to make work for you at the end of the club year.

**Thank you for all you do.**

See you at the range,  
Cathy Linson

Required and Volunteer Hours Coordinator

Conejo Valley Archers

[cmlinson@yahoo.com](mailto:cmlinson@yahoo.com)

805-791-5102



## “THE FOOTED SHAFT”

*A description of and the purpose of creating the footed shaft, with perhaps a little history thrown in.*

*A column for the “Conejo Quiver” by Curtis Hermann, March 2020*



I don't have exact dates of when the “footed shaft” became popular in American archery. I have seen pictures in books that date back to the 1870's of archers in a tournament line at full draw with a footed arrow upon their bow. Footed arrows were very popular in the 1950's, perhaps more for their beauty than their perfection, as the aluminum shaft was rapidly replacing them on the tournament field. For those of you who are curious as to just what a footed shaft is, let me explain.

So just what is a “footed arrow?” A footed shaft is a normal Port Orford cedar or a fir shaft that has 6 to 8 inches of a contrasting hardwood spliced into the front of the shaft. The purpose of this is to make the shaft stronger at the point of impact with the target and of course, the extra weight up front makes for better penetration and better accuracy.

Some version of putting a stronger wood up front on an arrow was practiced by nearly every culture and goes back nearly as far as the beginning of archery. The original intention I'm sure was to repair a broken arrow and then to make a stronger longer lasting arrow, the other aspects of accuracy and penetration were probably a surprise. Even Otzi the Similaun Man (who lived between 3400 and 3100 BCE) who was found frozen in the Otzal Alpes on the border of Austria and Italy had arrows in his quiver that had a stronger wood spliced at the forend.

Originally a footed shaft was wedged shaped at the front and that was pressed and glued into a piece of hardwood with a slit in it, which then was reduced down to the diameter of the original shaft, this became known as a two-point foot. (see fig. 1 - 2 & 3 drawing). It was simple and effective but with all things touched by mankind it did not stop there. Eventually they figured out how to make spliced three- & four-footed arrows. It is the four foot that is most common today and pictures I have provided are of the “four foot” variety.

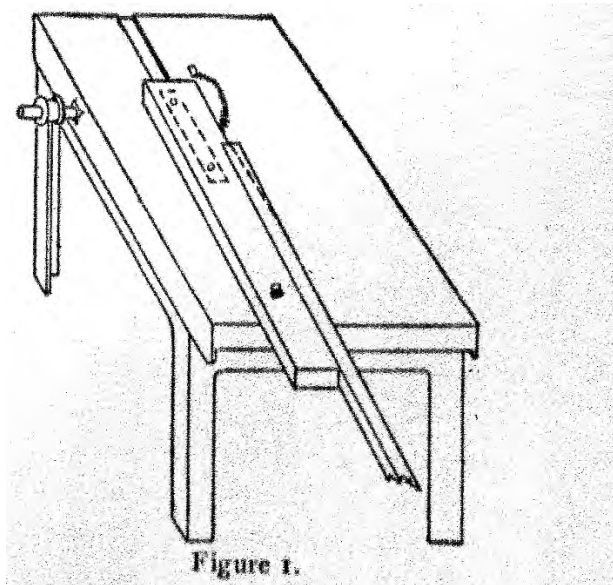


Figure 1.

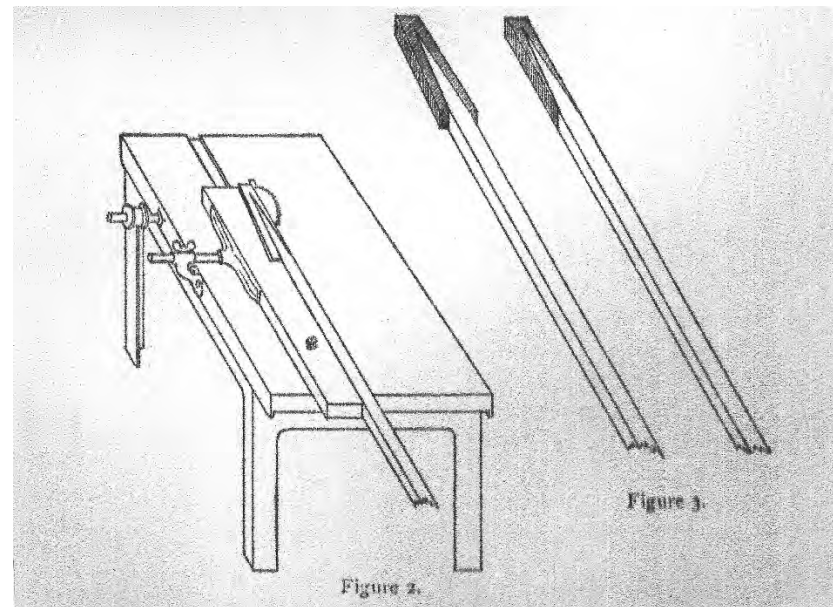


Figure 2.

Figure 3.

I can tell you when it began to fade away and that was shortly after WWII with Jas D. Easton's (James Douglas Easton, most often called Doug) introduction of the aluminum arrow. But first let's get back to 1922 when 15-year-old Doug Easton from Watsonville, California is

lying in a hospital bed recovering from an accidental shotgun blast to both legs. Doug was given a newly published book by Dr. Saxton Pope on archery, in it was a description of how to manufacture an arrow. A fascination for arrow making was born and by 1923 Doug had figured out how to make a beautiful four-point footed arrow that was soon to become the top tournament arrow in the country.

Two years later an older gentleman approached him at a local San Francisco archery tournament in Golden Gate Park and commented on the wonderful arrows Doug had made, he introduced himself as Dr. Saxton Pope.

By 1932 Doug's fledgling archery business outgrew his Watsonville location and he moved it to Los Angeles.



**James Douglas Easton shown in front of his Los Angeles location around 1940.**

In 1939 he began his search for a material to replace the wood arrow, in 1941 he constructed his first aluminum arrow. WWII soon began and aluminum was suddenly no longer available, the aluminum arrow would have to wait for the war's end. After the war aluminum arrows began to

spread across the nation, but Doug still made his footed arrows for many years, as many of us could not afford his aluminum arrows.



**Easton wood arrows are scarce collector's items. Shown here are some early variations of the Easton target arrows and Easton hunting arrows.**

This picture of me with perhaps my first few "store bought" Easton or Ben Pearson footed arrows was taken back about 1952. I can't say for sure, but as I remember the only "store bought" arrows I had were footed, all other arrows I learned to make myself. I do remember how impressed I was with those arrows, they were smaller in diameter (9/32"), tougher, faster and penetrated better than the arrows that I made for myself. So, the bottom line was that I loved everything about a footed arrow, the beauty, the perfection of construction and I could shoot them very accurately.



After the invention of the aluminum arrow the wood shaft and especially the footed shaft faded nearly into extinction, with only a few die-hard traditionalists carrying on the old ways. Today the footed shaft has made its full return to archery with several arrow smiths around the country making them.

One such arrow smith is from Oregon, his name is Steven Burns, he also happens to be a past president of the Conejo Valley Archers of Simi Valley, California. I don't pick Steve just because he was a "Conejo" member and a good friend, but because I know Steve as a perfectionist and that he is never satisfied with anything that is less than the best. His work is very impressive and I have added a few pictures of his work, including one of his signature "8 point" footed shafts



The simplest footing is a "two point" where you make the front of the shaft into a wedge about 6" in length and then take a 8" length of 1/2"

square hard wood material with a single cut down the center for about 6", then the shaft is glued and pressed into the slot of the footing and clamped tightly. Once dry and with the clamps removed, the shaft and the spread footing is then shaved and sanded to match the original diameter of the arrow shaft. The end result is a beautiful contrasting piece of wood work that will give you the best wood arrow around.



Specialized jigs for footing an arrow shaft can be purchased from 3Rivers Archery. I think you can also find some U-Tube videos on the process of making the necessary jigs.

Footed shafts can be made in 2-point, 3 point or 4 point, the more points the more complicated the jigs need to be. Steve has a signature shaft that is an eight-point footing, he makes a four-point footing of contrasting hardwood and then on the front of that he places a second four-point footing of a different color hard wood. It is incredibly beautiful and intricate arrow smith woodwork.



The natural beauty of a footed shaft often inspired the arrow maker into adding coordinating cresting and sometimes even feather splicing to

make an even more beautiful set of arrows. I have some of those and have photographed them to add to this column. Archery (especially old-time archery) is a great place to stretch out your creative inner soul. Whether it is as an arrow smith, the making of self-bow or a composite bow of beautiful woods, leather craft or knife making, the satisfaction of doing these creative and artistic things certainly adds to your enjoyment of our beloved sport. I hope this little column will help you learn and perhaps explore the possibility of attempting this side of archery.

Till next month' keep those arrows in the air,  
Curtis



You can contact Steve Burns at [Stvnbrns1@yahoo.com](mailto:Stvnbrns1@yahoo.com) and discuss custom orders and costs, etc.

## Look Back at the Past in Archery History



ARCHERY MAGAZINE – JANUARY 1977



# CLUB TOURNAMENT NEWS

John Downey, Tournament Chairman

February 23, 2020 Club Shoot

We had a nice turnout again with 23 archers making the round and turning in their cards. Oscar Melendez was again at the top with a rather impressive 566 score, no doubt due to his 540-scratch score. Mark Miller came in 4 points back with a nice 562 (510 scratch). Charles Neace finish 3<sup>rd</sup> with his 556 (517 scratch).

Top Traditional Shooter this month was Curtis Hermann (Author Extraordinaire) shooting his trusty recurve bow for a 510 (254 scratch).

Hope to see you around the range.

John Downey  
Tournament Chairman

NAME	HSCORE	SCRATCH	DIVISION	STYLE
Oscar Melendez	566.00	540.00	A	FS
Mark Miller	562.00	510.00	A	FS
Charles Neace	556.00	517.00	A	FS
Terry Marvin	543.00	478.00	A	FS
Jim Collins	531.00	403.00	A	BHFS
Curtis Hermann	510.00	254.00	GA	TRAD
Nathan Collins	510.00	348.00	Y	BHFS
Norman Rice	503.00	503.00	GA	FS
Carlos Parada	498.00	214.00	A	TRAD
Joe Cavaleri	495.00	137.00	GA	LB
Derek Lyneis	489.00	489.00	A	FS

Tom Swindell	488.00	227.00	GA	TRAD
Scott Leviant	476.00	476.00	A	FS
Bill Bachelor	468.00	468.00	A	BHFS
Norman Rice	464.00	464.00	GA	BHFS
James Stankovich	462.00	180.00	GA	LB
Bob Bombardier	456.00	122.00	A	LB
Jack Houghton	450.00	450.00	C	FITA
Robb Ramos	447.00	105.00	A	TRAD
Kurt Hoberg	418.00	418.00	A	FITA
Cher Riggs	293.00	293.00	A	FITA
Sarah Dakin	289.00	289.00	A	BHFS
Charlie Houghton	152.00	152.00	C	FITA



Rare Early 1980's Allen Compound Bow

## ADOPT-A-TARGET (CVA Roving Range)

Most of our target lanes have been adopted. If interested in adopting one you can contact one of the Board Members.

Jbd

Target	Distance	Adopter
1	35 yrd. fan field 36 yrd fan hunter	Ben Shirley
2	30 yrd. field 32 yrd hunter	Ben Shirley
3	20 yrd. field 19 yd walk-up hunter	Tom Sheppard
4	35 ft. walk-up field 11 yrd hunter	Cher Riggs
5	80 yrd. walk-up field 70 yrd. walk-up hunter	Norm Rice
6	25 yrd field 28 yrd. fan hunter	William Bachellar
7	55 yrd field 53 yrd walk-up hunter	Jim Collins
8	45 yrd walk-up field 44 yrd hunter	Jim Collins
9	15 yrd. field 15 yrd. walk-up hunter	Ron Riley
10	65 yrd. field 64 yrd. walk-up hunter	Brian Carter
11	40 yrd field 40 yrd. Hunter	Norm Rice
12	60 yrd field 58 yrd. walk-up	Jackie Rice
13	45 yrd field 23 yrd. walk-up hunter	Tom Roberts
14	50 yrd. field 48 yrd walk-up hunter	Mike Chase

15	45 yrd. walk-up field 44 yrd. hunter	JOAD Parents
16	50 yrd. field 48 yrd. hunter	Tom Sheppard
17	20 yrd field 19 yrd. walk-up hunter	JOAD Parents
18	80 yrd. walk-up field 70 yrd walk-up hunter	
19	55 yrd. field 53 yrd. walk-up hunter	Wayne Williams
20	25 yrd. field 28 yrd. fan hunter	Wayne Williams
21	35 yrd. fan field 36 yrd fan hunter	
22	30 yrd. field 32 yrd. fan hunter	Phil Bruno
23	35 ft. walk-up field 11 yrd. Hunter	Charles Shaw
24	45 yrd. field 23 yrd. walk-up hunter	Derek Lyneis
25	65 yrd. field 64 yrd. walk-up hunter	
26	60 yrd field 58 yrd. walk-up	
27	15 yrd. field 15 yrd. walk-up hunter	Jeff Blackwell
28	40 yrd. field 40 yrd. hunter	Thomas Cavia
	20 yd practice butts running pig	



## YOUR CVA OFFICERS

President <a href="mailto:president@cvarchers.com">president@cvarchers.com</a>	<b>Kurt Hoberg</b>	(805) 552-9934
Vice-President <a href="mailto:vicepresident@cvarchers.com">vicepresident@cvarchers.com</a>	<b>Bonnie Marshall</b>	(805) 379-8721
Secretary	<b>Scott Leviant</b>	(818) 477-2814
Treasurer	<b>Cher Riggs</b>	(805) 368-7466
Board Members	<b>Cathy Linson</b> <b>Lee Glaser</b> <b>Mike Keena</b> <b>Bill Davis</b> <b>Kevin Cloepfil</b> <b>David Jockisch</b>	(805) 791-5102  (805) 527-4585  (805) 390-1059 (805) 217-1356
Range Captain		
Target Chairman	<b>Kevin Knebel</b>	(805) 390-1059
3D Range Captain	<b>Bryan Tanger</b>	(805) 915-7347
Publicity Chair	<b>David Jockisch</b>	(805) 217-1356
Editor / Tournament Chair	<b>John Downey</b>	(805) 527-4894
CVA Answering Service		<b>(805) 328-4721</b>
Past-President & whatever we need him to do guy	<b>Clark Pentico</b>	(805) 630-1749

## FRIENDS OF CONEJO VALLEY ARCHERS



**805.581.1671**

**2150 Agate Court • Simi Valley, CA 93065**

# **CONEJO QUIVER**

## **April-May-June 2020 Issue**



**The next scheduled club shoot is Sunday June 28, 2020 – plan to shoot.  
The General Meeting is canceled due to the Coronavirus Covid-19.  
A notice will be sent out if this changes.**

## FROM THE EDITOR

John Downey, Editor

At the time you're reading this, club members are allowed back on the range. I don't know about you, but I'm positively ecstatic that our range is open again. Our Saturday Public Session is still in hiatus (and will be for a while). Also, members will need to enter the range from Bennett Road as the park entrance off Tapo Canyon road is still closed. Now that we are allowed back on the range, it is important that we follow the guidelines for social distancing and face masks. Bonnie and Kurt both touch upon it inside this issue.

Bonnie and Kurt each put a lot of time and effort in filling out paperwork, and communicating and working with officials, so members could get back on the range. A special shout-out to both.

While they were working to get us back on the range, a large contingent of members were working to keep the range in shooting condition. We have a bunch of photos this month of all the work that was done by them. Another shout-out to all the numerous folks that came out and helped.

Curtis Hermann is back this month with another of his informative articles, Parts 1 & 2 of the "Instinctive Archer". If you've ever wondered about how to shoot a bow without a sight, then this article is for you.

We also have the Club shoot results for March & May (there was no April shoot because of Covid-19). I've also included all scores to date (from October 2019) for those inquiring minds that want to know.

Now that we are allowed back on the range, I expect to see all of you out there enjoying yourselves.

Hope to see you soon.

... jbd

## FROM THE DESK OF THE PRESIDENT

Kurt Hoberg, President

### CVA Range News

**Range News:** I hope everyone is staying healthy during these interesting times. Late March and through April our range was closed for all shooting, however we were out in force keeping weeds abated and the range prepared for reopening. Luckily, we were allowed to open for Member shooting just before the club shoot in May, and the range has never looked better. I'd like to personally thank everyone who came out to help keep our range cleared during the most difficult, mustard filled, weeks of the year.



There are postings throughout the range that outline the requirements that need to be followed for us to reopen. A membership email was sent with that info as well. Please familiarize yourself with the requirements.

Each porta-toilet has a spray bottle of Steramine surface sanitizer located inside. This is not hand sanitizer but is for spraying on surfaces to kill viruses and to disinfect. Please use on the doors and other high use areas.

As of the writing of this article the Public Session is still canceled, as the park gate is closed and locked by the County. Without that gate access, we cannot offer parking to the Public. Once we have the OK the Public Session will reopen, with more stringent rules that must be followed per county and state guidelines. We are working through adjusting the program and will let everyone know the new details when we reopen.

**Public Session Range:** We had a great work party at the Public Session range on May 11<sup>th</sup>. The Public Session area was overgrown and after we finished the range is shootable again. I've posted pictures on Facebook that shows the before and after. Thanks to everyone that came out and made a difference!

**Field Range:** The majority of the lanes look OK, but numerous adopted lanes were especially overgrown and required a couple of work crew sessions to remediate. For those who have adopted lanes with walkups to the next target, please be sure to continue to address those areas too.

We still need to get additional haybales to complete bale replacement. The logistics of this may prove difficult at this time, so this task may push out later in the year. Updates will follow.

For those coming to shoot and for work parties, the main gate is closed and locked as the county has closed all parks. The only access is through Bennett through the Tournament Range gate. Please park your vehicle at the TR parking lot and walk to your lane.

### **Open Positions – Volunteers Needed!**

**Treasurer:** As mentioned in the last quiver, our club Treasurer Cher Riggs is stepping down due to personal reasons. She will be finishing out this year. Thanks, Cher, for everything you have done for the club, you have been outstanding in this role!

It is **vitaly important** that we identify a Treasurer **immediately** so handoff can occur. As I'm sure I don't need to state, this is a critical Club position, without a Treasurer we cannot have a club. It's that critical and important, so please step up to help.

If you have even the slightest interest ***please*** reach out to me, Cher, or any BOD member so we can get started in handoff and training immediately.

**Field Range Captain:** We are looking for a Field Range Captain. This is a very important and influential Club Chair position. It is important to note that the BOD and members are here to support the person who volunteers. Duties include the following:

- Coordinate with the Field Target Chair to be sure that the Field Range has targets
- Verify hay bales are shoot-able
  - Order hay bales as required
  - Band hay bales - coordinate work parties to do so

- Place hay bales as needed - coordinate work parties
- Verify materials (banding and clips) are available and work with the BOD to order any/all materials as needed
- Meet deliveries at the range as schedule permits. Work with the BOD to schedule a club member to meet deliveries as required.
- Be present at BOD and General Meetings as schedule permits. When attendance is not possible, provide a written report via email prior to the BOD meeting.
- Verify range shoot-ability, weed abatement.
  - Be the Point of Contact for Range Beautification Days, record and verify Club Member work hours during work activities on the Field Range.
  - Work with lane adoptees to maintain their adopted lane(s)
  - Maintain the list of adopted lanes. Work with the BOD to communicate any changes to the list
  - Schedule work parties as required for weed abatement if necessary, beyond the normally scheduled Range Beautification Days
- Work to keep the Tool and Target bins clear, clean, and organized

**CVA Toy Drive:** After 14 years of serving in the capacity of Tournament Director for CVA's Annual Toy Drive Charity Tournament, my lovely wife Rose is stepping down from running the event.

We are looking for a club member to step up as the new Tournament Director for this charity event. If you are interested, Rose has let the Board know that she will be available and is willing to provide insights on how to run the tournament.

## Tournament News

Due to Covid-19, many tournaments are being canceled or postponed. Be sure to check the USA Archery schedule, the CBH newsletter, and many times social media for status of a scheduled shoot.

CA Archery is using the USA Archery WEB site to schedule tournaments. Browse to <https://www.usarchery.org/events/find-an-event> to find and schedule out the event of interest.

Currently the following tournaments are scheduled with registration open. Check back often as tournaments are being added and dates adjusted.

- CA Olympic Round Robin (C.O.R.R.) in Long Beach CA - July 11<sup>th</sup>
- CA Beach Cup in Long Beach, CA – August 8<sup>th</sup>
- State Outdoor in Long Beach CA – no date as of yet. It is possible that this tournament may be completely canceled this year.
- 25<sup>th</sup> Annual Grapestakes in Sacramento CA – August 22<sup>nd</sup>
- 2020 Pacific Coast Championship in Sacramento CA – September 19<sup>th</sup>

CBH Tournaments are scheduled as well; please check the CBH WEB site (<https://www.cbhsaa.net/EventCalendar>) for schedules.

### **CBH State Indoor Results: CORRECTION LISTED BELOW!!**

- Jacque Rice – Tied for 1<sup>st</sup>, Master Senior, Freestyle

## CVA's Annual Pacific Coast 29<sup>th</sup> Traditional Challenge

We are sorry to announce that due to the stay at home orders and range closure, we had to cancel this year's Pacific Coast Traditional in early May. This is a heartbreaker as Bob works very hard on the awards and tournament details, and I (along with many CVA

archers) really enjoy shooting this event. We are looking forward to next year.

## Snakes

They are out in force! Stay vigilant, watch where you step, and don't put your hands where you can't see them when searching for arrows.

## Broadheads on the Range

I have had reports of broadheads being shot near target 1 on the 3D range, and target 15 on the Field Range, and one was picked up in Mike's Polaris tire. As a reminder, broadheads are NOT PERMITTED anywhere on the range with the exception of the area near the swinging tire.

If you need a refresher of CVA's policy governing shooting broadheads, the document to reference is on our WEB site here. [https://www.cvarchers.com/images/CVA\\_Docs/CVA\\_Broadhead\\_Policy\\_FINAL\\_04\\_April\\_29.pdf](https://www.cvarchers.com/images/CVA_Docs/CVA_Broadhead_Policy_FINAL_04_April_29.pdf)

In short:

1. Broadheads can be shot at the swinging tire target, which is near target 14 on the Field range, past the 3D range shed.
  - a. There is a 'boneyard' of older 3D targets there that can be used.
2. It is highly recommended to bring your own broadhead rated target bag.

**Field Range haybales, the carpet bale on target 15, and all CVA 3D targets ARE NOT BROADHEAD RATED.**

**Shooting broadheads in any way other than the approved policy can result in club membership being revoked.**

## Range Security

As I do every month, I would like to remind all members to close and lock the CVA gate behind you when you enter the range and be sure

to secure and lock the gate when you leave. This includes **both** the main range entrance and the gate to the Tournament Range.

I've lost count the number of times I've personally secured the gate during the weekend and weekdays. We have had vandalism occur – keeping the range secure helps keep the possibility down.

All club members, please be sure to do your part to secure our range.

See you on the range!

Your President,

Kurt

Remember, archery is easy. Shoot a 10, do it again!

## Folks

There are lots of ticks on the range, keep an eye out for them, and check your kids & friends



Picture courtesy of Ben Shirley.

## From the Desk of the VP

Bonnie Marshall

### CVA Anniversaries

How time flies!

#### April

Richard & Rene Carpenter - 16 years

Carlos Parada - 10 years

Tom Cayia, and Dennis Kunkel - 9 Years

Paul Long - 8 years

Steve Mahoney - 7 years

Rae Zimmerman family, and James Takakura - 6 years

John Bennett - 3 years

Richard Silverio family - 2 years

John Broome - 1 year

#### May

Keith Murphy – 18 years

Chuck Thurber – 13 years

Mike Keena – 12 years

Ron Blum, Ed Lerma - 8 years

Peter Burdj, John Barrow, Michael Davis – 7 years

Jennifer Clark, Charles Shaw, Carl Nelson, Jack Rifenbark – 2 years

#### June

Curtis Hermann – 32 years

Bob Bombardier – 27 years

Brent Richter & family – 11 years

Scot Leviant, Kevin Reynolds, Norm & Jacquie Rice – 8 years

Didier Beauvoir – 7 years

Derek Lyneis, Dennis Smith & family – 6 years

Wayne Williams – 5 years

Ron Tripe – 4 years

David Jockisch – 3 years

Rex Kenny, Zac Solomon – 2 years

Eugen Narciso – 1 year





## Dear CVA Members,

The Board of Directors is very pleased to be able to announce the reopening of the range to our MEMBERS ONLY as of Saturday May 23!! Go shoot your bow!!!

### DO NOT STOP READING!!

There is a LOT of information here. Please be a responsible member and read through all of this, it is important.

Now that we have passed our initial inspection, all final paperwork completed, and necessary sanitary items placed were needed, we were allowed to open up. Any questions or comments need to be directed to Kurt or Bonnie. A COVID-19 Risk Assessment, Prevention Plan and Guidance Documentation are all posted at the Field Range Bulletin Board in the Volunteer Sign In pocket. Do NOT remove these documents from the area.

### Things NOT changing at this time:

- We will not yet be open to the public or guests at this time.
- No group meetings
- No Access from the Park/ Main Gate Entrance - Tournament Range Parking ONLY - Walk in access only
- No vehicles on the range except AUTHORIZED maintenance vehicles
- No dogs on the range.

### Things that ARE changing:

- Masks are recommended at all times but of course while shooting should be pulled off.
- 6 foot distancing at all times everywhere on all range areas - especially during scoring.
- We can shoot!

### What IS happening:

- The Monthly Club Shoot is ON!!! Targets will be set on Saturday and good for shooting on Sunday
- Quiver to still go out in a modified COVID-19 format.
- Range Maintenance - on going and incredibly important - the mustard is out in force!!

### What IS NOT happening:

- No General Meeting this month - we will decide monthly on this status
- No Public Session - There will be a makeover of how we will need to run these sessions and we will need to do some more discussion until that time comes. It will definitely not happen until after the parks opens and we will notify the public via Face Book.

### Please bring to the range when you come:

- Your own personal mask or face covering.
- Your own personal hand sanitizer clipped to your quiver.
- Common courtesy for all - please remember that a good portion of our membership is considered elderly.
- Water, sunscreen, hat, etc. - this opening weekend is slated for extreme heat!! Be aware of yourself and others. Be prepared.

### When you get to the Range:

- Skip a spot when parking vehicles.
- Read ALL posted materials.
- Do not share equipment unless from same household.
- Utilize sanitation items on any hard surface high touchpoint areas such as padlocks, handles to portable toilets or bins. Use with discretion and report if missing.

## **BUT FIRST!!!**

You as a "volunteer" of this "business" are all required to go through the attached training.

What this means is that you read through the information below AND then open the attachment and read through that info including clicking into all of the blue links.

You have all heard this information before, but for us to be able to stay open, you all must adhere to these guidelines as presented. Its not that hard.

Also note that you are looking through documents that have been prepared by government agencies. There are redundancies on everything. Just grit your teeth and look through it all still please. Here you go!

Below is statewide guidance for businesses to follow, if they're permitted to open per county health rules.

Before reopening, these facilities **must**:

1. Perform a detailed risk assessment and implement a site-specific protection plan – posted on site
2. Train members on how to limit the spread of COVID-19, including how to [screen themselves for symptoms](https://www.cdc.gov/coronavirus/2019-ncov/symptoms-testing/symptoms.html?CDC_AA_refVal=https%3A%2F%2Fwww.cdc.gov%2Fcoronavirus%2F2019-ncov%2Fsymptoms-testing%2Findex.html) and stay home if they have them – all members to review this link: [https://www.cdc.gov/coronavirus/2019-ncov/symptoms-testing/symptoms.html?CDC\\_AA\\_refVal=https%3A%2F%2Fwww.cdc.gov%2Fcoronavirus%2F2019-ncov%2Fsymptoms-testing%2Findex.html](https://www.cdc.gov/coronavirus/2019-ncov/symptoms-testing/symptoms.html?CDC_AA_refVal=https%3A%2F%2Fwww.cdc.gov%2Fcoronavirus%2F2019-ncov%2Fsymptoms-testing%2Findex.html)
3. POSTED ON SITE – All Members to review all posted signage:
4. Implement individual control measures and screenings
5. Implement disinfecting protocols
6. Implement physical distancing guidelines

It is critical that members needing to self-isolate because of COVID-19, stay at home to prevent further infection on our range.

Bonnie

## **Conejo Valley Archers Covid-19**

**Required Documentation posted at the Field Range Bulletin Board inside of the Volunteer Check-In pocket – please do not remove from area – includes:**

CAL/OSHA Risk Assessment Checklist

CVA Protection/Prevention Plan

Industry Guidance Document

**All members are required to read through Covid-10 Industry Guidance – Outdoor Museums and Galleries (yes this is correct) at:**

<https://covid19.ca.gov/pdf/guidance-outdoor-museums.pdf>

**Please click into all links that are highlighted in blue**

Before reopening, all facilities **must**:

1. Perform a detailed risk assessment and implement a site-specific protection plan – completed and posted on-site
2. Train employees on how to limit the spread of COVID-19, including how to [screen themselves for symptoms](#) and stay home if they have them – email communication and posted in Quiver Newsletter
3. Implement individual control measures and screenings – posted on site
4. Implement disinfecting protocols -posted on site
5. Implement physical distancing guidelines – posted on site

It is critical that employees needing to self-isolate because of COVID-19 are encouraged to stay at home. Do not come to the range if you have any of the following:

People with COVID-19 have had a wide range of symptoms reported – ranging from mild symptoms to severe illness.

Symptoms may appear **2-14 days after exposure to the virus**. People with these symptoms may have COVID-19:

- Cough
- Shortness of breath or difficulty breathing
- Fever
- Chills
- Muscle pain
- Sore throat
- New loss of taste or smell

This list is not all possible symptoms. Other less common symptoms have been reported, including gastrointestinal symptoms like nausea, vomiting, or diarrhea.

#### When to Seek Emergency Medical Attention

Look for **emergency warning signs\*** for COVID-19. If someone is showing any of these signs, **seek emergency medical care immediately**

- Trouble breathing
- Persistent pain or pressure in the chest
- New confusion
- Inability to wake or stay awake
- Bluish lips or face

\*This list is not all possible symptoms. Please call your medical provider for any other symptoms that are severe or concerning to you.

**Call 911 or call ahead to your local emergency facility:** Notify the operator that you are seeking care for someone who has or may have COVID-19.

#### Practice these activities to reduce the spread!!

- Frequent Handwashing – 20 seconds with soap and water
- Avoid touching face
- Sanitizers used should contain 60% ethanol or 70% alcohol
- Parking lot areas – park 6 feet apart in lots (skip a spot)

#### Self-Checker

A guide to help you make decisions and seek appropriate medical care.

Click here to self check:

[https://www.cdc.gov/coronavirus/2019-ncov/symptoms-testing/symptoms.html?CDC\\_AA\\_refVal=https%3A%2F%2Fwww.cdc.gov%2Fcoronavirus%2F2019-ncov%2Fsymptoms-testing%2Findex.html](https://www.cdc.gov/coronavirus/2019-ncov/symptoms-testing/symptoms.html?CDC_AA_refVal=https%3A%2F%2Fwww.cdc.gov%2Fcoronavirus%2F2019-ncov%2Fsymptoms-testing%2Findex.html)

## Balloon Popping at the Range on June 6<sup>th</sup>



**So, who doesn't like to pop balloons?**

# THIRD POSTING

## Proposed Changes to Conejo Valley Archers Membership Requirements and Costs

Draft Proposal - February 2020

Note: Lifetime Memberships are not affected by these changes

### Membership Fees

- Membership Fees will again remain unchanged for the 2020-21 club year

### Work Hour Requirements – Working Memberships

- Beginning with the 2020-21 club year, required Work Hours will be set for each Membership type as follows:
  1. *Single and Student* Memberships will be set to **24** hours per year per membership  
Prorated hours requirements for new memberships will be **two** hours per month
  2. *Family* Membership will be set to **48** hours per year per membership  
Prorated hours requirements for new memberships will be **four** hours per month
  3. *Single Golden Ager* Membership will set to 12 hours per year per membership  
Prorated hours requirements for new members will be **one** hour per month

4. *Family Golden Ager* Membership will be set to 24 hours per year per membership  
Prorated hours requirements for new memberships will be **two** hours per month

### Maintenance Fees – Non-Working Memberships

- Beginning with the 2020-21 club year, Maintenance Fees will be set for each membership type as follows:
  1. *Single and Student* Maintenance Fees will change to **\$300** per year per membership  
Prorated Maintenance Fees for new memberships will be **\$25** per month
  2. *Family* Maintenance Fees will change to **\$600** per year per membership  
Prorated Maintenance Fees for new memberships will be **\$50** per month
  3. *Single Golden Ager* Maintenance Fees will change to **\$180** per year per membership  
Prorated Maintenance Fees for new memberships will be **\$15** per month
  4. *Family Golden Ager* Maintenance Fees will change to **\$360** per year per membership  
Prorated Maintenance Fees for new memberships will be **\$30** per month

## The Instinctive Archer, Part 1

A column for the "Conejo Quiver," April 2020  
By Curtis Hermann

If you have come to archery from the sport of shooting guns, or if your introduction to archery is the Saturday morning "Conejo Public Session", then your reference to shooting a bow and arrow probably involves using "sights" as the main way to guide an arrow to the intended target. This system requires that you know the exact distance to the target, so that (through trial and error) a sight pin can be set. Once the pin is set, the bow is raised or lowered vertically the required amount, to ensure the arc of the arrow hits the designated target.



Surely somewhere during that time you were learning to shoot the bow you have also heard the term "Instinctive Shooter." Instinctive shooting is shooting without a sight as you have seen it performed in the movies or on TV and I am assuming are intrigued with the idea. I am also guessing that you are somewhat reluctant to try it, thinking it is too difficult. This reluctance is real, it is also unfounded, and I am here to help you look at a few ways to make the journey to "instinctive shooting" easier.

Let me entice you with a few of the advantages of "instinctive shooting," just to help set the hook that leads to this form of archery addiction.

1. **Knowing distance is unnecessary, it is calculated for you automatically in your mind.** The advantage of this is that you can spend a whole day roving through some open area picking

target after target of a daisy, a clump of grass, and old rotten tree stump or a spot of sunshine on the ground under a shady tree and never ask yourself "how far is that?" You simply stare at the object for a moment, raise your bow and watch the arrow fly toward its destination. This form of shooting is not as precise as using a sight when marked yardage to the target is known, but generally in short to medium ranges, it is far more accurate than you may envision.



2. ***Fewer gadgets, a traditional bow is just a stick & string.*** Sights, counter balancing rods, raised arrow rests, draw checks, peep sights, etc. are expensive and require rigid form and a vertical bow to function. Although form is always important, shooting a traditional bow can be done at many odd angles in an instant to respond to the position or movement of game or just for fun and having a variety of ways to shoot.



3. ***Let's not forget the romance and nostalgia of old-time archery.*** The thousands of stories of adventure with a bow in hand over the centuries are always a great part of the joy one receives from participating in archery. When shooting a longbow or

recurve in the same fashion as in these stories certainly sets the imagination on fire.

4.



#### **HOW DOES IT WORK?**

First we must explain that when you are using a sight, you are using the left side of your brain to set the sight pin for the proper distance and then again at full draw to line everything up and to tell you it is time to release. Since the sight has been set for the distance to the

target the mind does not have to make that calculation or consider arrow speed or arrow arc. In instinctive archery the part of the mind that calculates distance, arrow arc and speed most accurately is the subconscious or right side of the brain, so it is that the instinctive archer must train both sides of the brain to be successful at hitting the intended target. The sight shooter uses only the left side.

Consider this situation: You're playing third base on your weekend softball team and the batter hits a slow dribbling grounder at you. You charge forward, grab it with your free hand as you run, pivot, and throw without straightening up. The first baseman stretches and catches the ball an instant before the runner tags first. Cheers erupt from the small gallery of spectators.

Now let's analyze what happened. You did not say to yourself: "Let's see, the first baseman is twenty-two yards away, I throw a soft ball at 78' per second, so I should loft it at the guy in the second row in the stands with the blue shirt." You didn't pick an aiming spot on the first baseman's glove. You just did it. Your subconscious mind took-in and analyzed all of the above necessary information in an instant and knew precisely what to do on its own.\* *"You trusted yourself."* Trust comes from self-confidence and self-confidence comes from: "I've done this before, I know how to do it, I can do it again! That in a nutshell is "Instinctive Shooting."

### **The other side of the coin**

The forebrain\*\* (*actually the left side*) has dominate tendencies and always thinks it is in charge! It is the instrument that collects data. It sees the target, it notices the velocity and direction of the breeze, it is in contact with all the senses and it houses the ego, and it sends this information to the subconscious (the right side of the brain). The subconscious analyzes and fine tunes this data, it calculates the angle of the shot, the speed of the arrow and where to place the bow hand and automatically tells the fingers when to release the

string. Allow this to happen and you almost always hit the target. So, you see it is the subconscious that is really the one in charge of the shot for the instinctive archer. You need to give the subconscious time to calculate the information it has been given.

I first became aware of this reading the coach's column in the NFAA magazine "Archery" many years ago. The coach or "the Colonel" as he was known, (*referring to instinctive shooting*) made the comment that "the difference between a good shot and a bad shot is a half second at full draw".

However, the left brain likes to be in charge, and it will (if given the chance) trick you into believing it knows best and will convince you to release before allowing the subconscious to finish the aiming sequence. This usually results in a near miss! When seeing the miss, you might just comment to yourself, "I rushed that shot!" *I do this quite frequently and when I do, I know that I did not give myself that extra half second at full draw.*

Another nasty side effect of shooting too fast is the tendency to hastily draw a follow up arrow and quickly shoot again, which just compounds the original error of shooting too fast.

Lastly, if you are at full draw and are thinking about the last shot or simply thinking any other thought, you are not allowing the switch to be thrown that sends the data the forebrain has gathered to the subconscious, so that it can do its job. I can attest that you will be disappointed in the end result of the shot.

These three mental problems are tough ones for the instinctive archer, but when the instinctive archer makes a good shot the adrenalin and serotonin rush is well worth the effort. Just knowing you did it and that it was more than just luck, is what makes instinctive archery so addictive. These issues can be overcome with

conscious effort during practice and your shooting will improve, sometimes better than you ever expected.

So here we have the basics of shooting instinctively, the good and the not-so-easy parts. Like any other form of archery, instinctive shooting is easy enough to start having a real good time early on, becoming a champion however is as difficult as it is in other archery styles.

### **Next column some help and short cuts**

There are entire books discussing the process of instinctive shooting, so for me to reduce the process down to this short column is a bit difficult. Next month I'll let you know about a couple of them.

We will exam a few alternate methods of shooting a traditional bow, such as: gap shooting, 3 fingers under, and string walking. All of these styles are ways of trying to replace the sight at the front of the bow by utilizing the point of the arrow in one of two ways. One by placing the point of the arrow above or below the center of the target a specific memorized distance, so that the arc of the arrow finds the target (gap shooting, point of aim or 3 fingers under), or by placing the point of the arrow on the target center and raising or lowering the arrow nock on the string a specified distance so the arc of the arrow finds the target (string walking). Each of these systems is an attempt at finding a way to judge the distance to the target without trusting the subconscious mind with that job. Once mastered these alternate styles can be quite deadly in a tournament, especially a marked yardage round. In a hunting situation they probably are not that much better than instinctive shooting.

*\*The above two paragraphs using the baseball analogy were taken from the book "Timeless Bowhunting" by Roy S. Marlow.*

*\*\* I use the term "forebrain" in place of left brain because when I shoot, I have the sensation that I'm using that portion of my brain that is just behind my forehead. I understand that this sensation may be more in my imagination than being an actual physical sensation, but it is real to me, so this is how I explain it. Also, when my subconscious takes over I get a slight sensation that I perceive of as right behind my forebrain, a sensation of flipping a switch that frees the subconscious to take over. I think of it as the rear brain even though it feels like it is just near the center top of my brain. At least in my mind's eye this is how I perceive the "instinctive aiming and releasing process."*

## **The Instinctive Archer, part 2**

*A column for the "Conejo Quiver" by Curtis Hermann, June 2020*

*In part 1, I did my best to describe the mental action that must take place to be a successful shot using the "Instinctive method" of shooting a traditional bow and arrow. To be, fair, I need to state, that a "compound bow" can also be shot using this method. There are archers who are amazing shots using this method with a compound bow, one such person is Tom Daily of California, who has for many years won more tournaments than most of us have ever attended.*

*As compound bows continue to get shorter in length, string angle becomes so sharp that to attempt to draw and release using fingers on the string, is at best a difficult feat. It is better to use a release if your compound bow is shorter than 38".*

*There are many books devoted to the process of shooting a bow and arrow using the "instinctive shooting method". The five I have found most useful are:*

- 1. Instinctive Archery Insights, by Jay Kidwell.*
- 2. Become the Arrow, by Byron Ferguson.*



3. Instinctive Shooting I & Instinctive Shooting II, by G. Fred Asbell.
4. My Method of Shooting the Bow and Arrow, by Howard Hill.

I have listed these in the order that I prefer them or use them. It is a personal choice, and many archers would list them in a different order. All of these books are still in print and can be ordered from your favorite archery supplier.

Jay Kidwell is a sports psychologist and writes in a manner that just makes sense to me, he is my favorite. He de-mystifies the art of instinctive shooting clearly in language that even I can understand. It is 112 - 5x7 pages, so it covers the topic of instinctive archery very thoroughly.

Byron Ferguson is a trick shot artist using a longbow. Many of you have seen his exploits on tv, but he is also a good hunter and his system is very unique to him. It is a bit of a blend of Howard Hill's "point of aim" and his own version of picking "a gap" by envisioning the arc or the arrow. If shooting a longbow is in your mind, then this is a very good book indeed. It is 109 5x7 pages of longbow and instinctive archery knowledge.

G. Fred Asbell is the shooting editor of Traditional Bowhunter magazine and one of Americas favorite bowhunters. His two books on instinctive shooting are very popular. His method is well loved and is primarily designed to be effective for the hunting archer. His books are larger at 128 & 152 pages respectively and cover not only the art of shooting (primarily recurve) traditional bows but a lot of hunting knowledge is included. His third book "Stalking & Still Hunting" is a must read for the traditional archer who plans on hunting.

Howard Hill is considered by many to be America's greatest archer. He is a world-renowned hunter, as well as a trick shot artist of extraordinary caliber in both television and movies. He won 196

tournaments in a row without a second place among them. His book describes the "point of aim" method of shooting probably more simply and clearly than any other. Howard shot very heavy draw weight longbows and used a shortened draw length to create a longbow with flat trajectory for accuracy and hard-hitting penetration for hunting. His book is also a 5x7 inch size with only 5 of the nine pages devoted to his "point of aim" method of shooting a longbow. An easy to understand and simple read. Again, if a longbow is where you want to go this is a great place to begin.

Jay Kidwell, Byron Ferguson and G. Fred Abell are all primarily instinctive archers.

Howard Hill used a combination of instinctive and what he termed "point of aim" or in today's lingo, learning to "gap." It works like this, you focus intently on the center of the target (and without losing focus on the center) you intentionally become aware of where the arrow tip is pointing above or below target center (using your peripheral vision) and by how much. If the arrow hits the target high (or low) then on your second shot you adjust the "gap" or "point of aim" by the distance of the miss (high or low) and you should hit the center. Howard had a saying, "any archer can miss the first arrow, he should never miss the second," which pretty much sums up the purpose and design of using the "point of aim" system.

The more modern version of Howard's method is called "gap" shooting. The main difference between the two styles is that Howard first focused on the target center and then made notice of the "gap," or distance from where the arrow point was pointed and the center of the target. Today's archer first attempts to discern the range, and then pick and visually & mentally set the needed "gap" for that range, once the arrow point finds that point then finally he focuses on the target. This more modern version works very well on an NFAA marked yardage range or in any competition in which the yardage is known. You can usually memorize gap distance in a

marked yardage course with slight adjustments for uphill or downhill shots. In an unmarked 3-D, the modern “gap” shooter must be very good at judging distance, in order to pick the elevation distance above or below the target center of the arrow point. In a hunting situation, he must be able to instantly make the proper judgement of “gap,” which is a bit tricky. As a hunting archer, I prefer Howard’s “point-of-aim” instead of the similar “gap” method, it is smoother, quicker and it relies more on the subconscious to do the distance judging. Gap shooting “requires a conscious and accurate estimation of shot distance and gap ” before the shot sequence starts.

As you can see, all four of the above archers have a way of adjusting “Instinctive Shooting” in a manner that worked for them, the beauty of traditional archery is that it can be adjusted to fit the individual.

So far, we have discussed three ways to shoot “Instinctively” or at least “primarily instinctively.” Instinctive (where only the subconscious pays attention to the peripheral view of the tip of the arrow and judges gap), “Point of Aim” where the tip of the arrow is intentionally viewed in the peripheral vision and the “gap” or distance memorized and adjusted for a second shot, and lastly where the “gap” is consciously predetermined by the conscious mind after judging distance and before total focus on the target center. All three of these “styles” rely on accurate placement of the arrow point above or below the center of the target, a visual and mentally judged specified distance, for the arrow to hit the center.

There is one last system of shooting a traditional bow that works in a reverse way to those systems above and that is “string walking.” In “string walking” the archer always places the point of the arrow in the center of the bullseye at full draw. The “Gap” is adjusted by raising or lowering the nock of the arrow on the bowstring a specific distance in advance of coming to full draw, i.e. “string walking”. Again, this system is very accurate when it comes to marked

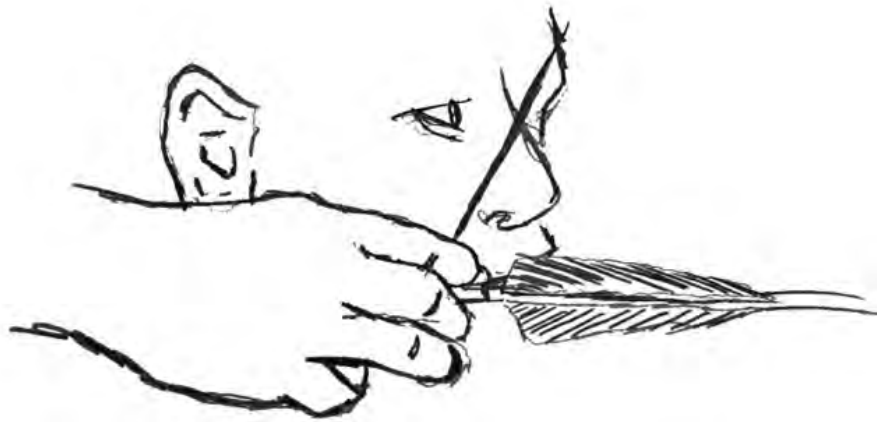
yardage. The reason is the distance to raise or lower the nock on the string can be judged precisely by counting the number of threads on the serving above or below the normal nocking point a specific number of wraps for a specific yardage and placing the nock at that point.

Tournament rules for “string walking” must be paid close attention, marked strings or marked gauges placed next to the string for nock placement are often not allowed. String walking is becoming more popular, it (like a sight) takes away the use of the subconscious. The “string walkers” I know are deadly accurate, even on unmarked 3-D courses, at least compared to your average “instinctive shooter.” I even know some who are good hunters. “String walking” also requires bow tuning knowledge and practice because limb action changes with each change of nocking point on the string.

The “gap” and “string walking” methods require accurate distance judging for unmarked yardage ranges or for hunting. The easiest way to judge distance is to slowly view the path from the shooting stake to the target and pick a spot that looks to be exactly one half the distance, then judge that distance in 10 yard or 10 steps (approx. 8.1 yds) segments and multiply by 2. Practice this on our marked yardage field range and soon you will become quite good at distance judging.

These four systems or styles of shooting a traditional bow are all viable and good ways to enjoy archery. Should you take up shooting a traditional bow, then somewhere along the line, you will experiment with some of (or all) of these versions and settle on the one that works best for you.

The normal way to shoot a traditional bow is using “split finger” draw or the index finger above the nock and the middle and third finger below the nock when the drawing hand is placed on the string.



Another common or popular way is “three fingers under,” or placing all three fingers below the nock. This puts the nock of the arrow closer to the eye at full draw and peripheral vision of the arrow is a little easier. The advantage of three fingers under is that a “gap” is easier to judge out to forty yards or so, beyond that “gap” judgement becomes more difficult. Most high scoring targets and most hunting shots are under forty yards, making three fingers under a popular option. Three fingers under are favored by “gap” shooters and “string walkers.” The three finger under draw puts a little extra tension on the bottom limb and therefore “limb balance” or tiller is changed. I find that on bows 62” in length or longer this change is so incrementally small that no action needs to be taken to alter tiller, that being said, if your hand is larger than mine or your release more pronounced, it may have an unwanted effect. The shorter the bow, the more pronounced the effect will be. If your bow has bolt on limbs then loosening a turn or two on the lower limb bolt usually solves the problem.


Purely instinctive archers tend to like the “split finger” draw as it is more versatile over longer distances. Judging unmarked distances (especially longer distances) such as in roving or clout shooting is easier for the subconscious with a split finger draw.

Most traditional archers anchor with the index finger, either in the corner of the mouth or somewhere near, usually the shape of your face will direct you to a comfortable spot to use as an anchor. Another choice is to anchor using the middle finger to touch your anchor point, (either spit finger or three fingers under can do this) and it raises the nock of the arrow even closer to the eye.

In closing, I hope this two-part summary or overview of what we call “Instinctive Archery” has been helpful. Although I have gone into some detail in these explanations, traditional archery is still a fairly uncomplicated sport, and easy to learn well enough to have a lot of fun. It is more versatile in the field, less mechanized and filled with beautiful natural woods artfully made into a workable tool, with leather accessories that add warmth and tradition and thousands of volumes of history. How could you ask for more than that!

It is after all just a “simple stick and string”!

Till next month,  
Curtis



# Range Work Party Photos

## Before



## After



# Bee Invasion



Kevin Spraying the bees ...

# Blackwell Family in Action



Before



After





**Before**



**After**





**Nikki getting serious about cutting the mustard**



**Where's Mike?**



**Photos courtesy of Brandon Newcomer**

**Photo courtesy of Kevin Cloepfil.**

## FitzGerald's on the Range



We had a great time volunteering at the Work Party on Saturday. The before and after pictures were posted on the Conejo Valley Archers Facebook page. We cleaned up the 5 meter range and worked together with others on the 10 meter and 18 meter lines ...

**Sandra FitzGerald**

## JOAD – Always On Point

June 2020



JOAD is back in session, for members yeah!

We will be doing best to maintain social distancing. You'll notice when you come out, that there are twice as many targets out as normal to help separate the kids from each other. JOAD Members and parents will need to wear masks just like any other club member.

Other Non-JOAD club members are welcome to join us, just make sure that you follow the JOAD whistles when shooting and retrieving arrows.

A special thanks to all those that put in time maintaining the Tournament Range. It looks great!

Archery is an important part of all our lives, but there is something that is far greater, our health, so please follow the rules.

Stay healthy, wear your masks, wash your hands, and we will get through this together.

All our best,  
Ken and Geoff

## 2020 Graduate James Nauert



If you have a memorable image of your graduate get them in to JBD for the next Quiver

## Club Tournament News

We had a nice turnout in May after our one-month hiatus for Covid-19 in April.

Oscar Melendez didn't seem to be bothered by the lay-over, shooting a nice 540 scratch (559 handicapped). Kurt Hoberg didn't seem to be too bothered either, shooting 555 (447 scratch) to pick up second place. Fellow FITA shooter and fem-fatale Cher Riggs, picked up third with her 553 (360 scratch). Twelve archers shot 500 or better including recurve shooter, Curtis Hermann (507, 251). Curtis was the only one who did it without a sight. He must have really boned up on his instinctive shooting with all the research he did on his "Instinctive Archery" article (make sure to check it out in this newsletter).

NAME	HSCORE	SCRATCH	DIVISION	STYLE
Oscar Melendez	559.00	540.00	A	FS
Kurt Hoberg	555.00	447.00	A	FITA
Cher Riggs	553.00	369.00	A	FITA
Derek Lyneis	552.00	500.00	A	FS
Charles Neace	550.00	514.00	A	FS
Terry Marvin	547.00	485.00	A	FS
Norman Rice	547.00	463.00	GA	BHFS
Norman Rice	545.00	483.00	GA	FS
Chef Robert Bogin	544.00	502.00	A	FS
Jim Collins	538.00	415.00	A	BHFS
Mark Miller	536.00	496.00	A	FS
Nathan Collins	527.00	361.00	Y	BHFS
Curtis Hermann	507.00	251.00	GA	TRAD
Tom Swindell	486.00	218.00	GA	TRAD
David Jockisch	481.00	481.00	A	FS
Scott Leviant	470.00	470.00	A	FS
Joe Cavaleri	459.00	97.00	GA	LB
Carlos Parada	177.00	177.00	A	LB

## Club Championship Trophy (Best Five Handicapped Scores)

As of the May shoot, Oscar is looking good to "three-peat" his capture of the coveted Club Championship. Will Charles, or Mark sneak in and take all the marbles – only time will tell.

NAME	AVG	STYLE
Oscar Melendez	551.60	FS
Charles Neace	543.60	FS
Mark Miller	540.60	FS
Chef Robert Bogin	533.20	FS
Terry Marvin	518.40	FS

## Perpetual Trophy (Total of Best Nine Scratch Scores)

Oscar is looking good for this trophy as well.

NAME	TOTAL	STYLE	AVG
Oscar Melendez	3171	FS	528.50
Charles Neace	3068	FS	511.30
Mark Miller	2969	FS	494.80
Chef Robert Bogin	2544	FS	508.80
Terry Marvin	2400	FS	480.00

## All Club Shoot Scores to Date

Please check this over carefully, and if you see an error let me know.

At this point in time we have four (4) shoots left in the club year, so you should have plenty of time to get your five club shoots in to qualify for a range record trophy.

NAME	DIVISION	SCRATCH	STYLE	HANDICAP	DATESHOT	HSCORE
Oscar Melendez	A	540	FS	19	5/24/2020	559
Kurt Hoberg	A	447	FITA	108	5/24/2020	555
Cher Riggs	A	369	FITA	184	5/24/2020	553
Derek Lyneis	A	500	FS	52	5/24/2020	552
Charles Neace	A	514	FS	36	5/24/2020	550
Norman Rice	GA	463	BHFS	84	5/24/2020	547
Terry Marvin	A	485	FS	62	5/24/2020	547

Norman Rice	GA	483	FS	62	5/24/2020	545
Chef Robert Bogin	A	502	FS	42	5/24/2020	544
Jim Collins	A	415	BHFS	123	5/24/2020	538
Mark Miller	A	496	FS	40	5/24/2020	536
Nathan Collins	Y	361	BHFS	166	5/24/2020	527
Curtis Hermann	GA	251	TRAD	256	5/24/2020	507
Tom Swindell	GA	218	TRAD	268	5/24/2020	486
David Jockisch	A	481	FS	0	5/24/2020	481
Scott Leviant	A	470	FS	0	5/24/2020	470
Joe Cavaleri	GA	97	LB	362	5/24/2020	459
Carlos Parada	A	177	LB	0	5/24/2020	177
Mark Miller	A	524	FS	41	3/22/2020	565
Oscar Melendez	A	529	FS	26	3/22/2020	555
Charles Neace	A	515	FS	37	3/22/2020	552
Chef Robert Bogin	A	511	FS	40	3/22/2020	551
Kurt Hoberg	A	411	FITA	107	3/22/2020	518
Derek Lyneis	A	498	FS	0	3/22/2020	498
Curtis Hermann	GA	215	TRAD	261	3/22/2020	476
Jeff Blackwell	A	441	BHFS	0	3/22/2020	441
Connor Blackwell	YA	409	BHFS	0	3/22/2020	409
Chris Blackwell	YA	357	BHFS	0	3/22/2020	357
Cher Riggs	A	328	FITA	0	3/22/2020	328
Jeff Owens	A	132	TRAD	0	3/22/2020	132
Oscar Melendez	A	540	FS	26	2/23/2020	566
Mark Miller	A	510	FS	52	2/23/2020	562
Charles Neace	A	517	FS	39	2/23/2020	556
Terry Marvin	A	478	FS	65	2/23/2020	543
Jim Collins	A	403	BHFS	128	2/23/2020	531
Curtis Hermann	GA	254	TRAD	256	2/23/2020	510
Nathan Collins	Y	348	BHFS	162	2/23/2020	510
Norman Rice	GA	503	FS	0	2/23/2020	503
Carlos Parada	A	214	TRAD	284	2/23/2020	498
Joe Cavaleri	GA	137	LB	358	2/23/2020	495

Derek Lyneis	A	489	FS	0	2/23/2020	489
Tom Swindell	GA	227	TRAD	261	2/23/2020	488
Scott Leviant	A	476	FS	0	2/23/2020	476
Bill Bachelor	A	468	BHFS	0	2/23/2020	468
Norman Rice	GA	464	BHFS	0	2/23/2020	464
James Stankovich	GA	180	LB	282	2/23/2020	462
Bob Bombardier	A	122	LB	334	2/23/2020	456
Jack Houghton	C	450	FITA	0	2/23/2020	450
Robb Ramos	A	105	TRAD	342	2/23/2020	447
Kurt Hoberg	A	418	FITA	0	2/23/2020	418
Cher Riggs	A	293	FITA	0	2/23/2020	293
Sarah Dakin	A	289	BHFS	0	2/23/2020	289
Charlie Houghton	C	152	FITA	0	2/23/2020	152
Mark Miller	A	494	FS	65	1/26/2020	559
Charles Neace	A	512	FS	42	1/26/2020	554
Terry Marvin	A	488	FS	65	1/26/2020	553
Chef Robert Bogin	A	510	FS	40	1/26/2020	550
Oscar Melendez	A	515	FS	32	1/26/2020	547
Nathan Collins	Y	352	BHFS	171	1/26/2020	523
Jim Collins	A	401	BHFS	120	1/26/2020	521
James Stankovich	GA	234	LB	267	1/26/2020	501
Carlos Parada	A	197	TRAD	292	1/26/2020	489
Tom Swindell	GA	231	TRAD	257	1/26/2020	488
Norman Rice	GA	463	FS	0	1/26/2020	463
Bill Bachelor	A	463	BHFS	0	1/26/2020	463
Kurt Hoberg	A	450	FITA	0	1/26/2020	450
Jack Houghton	C	427	FITA	0	1/26/2020	427
Ken Downey	A	396	BHFS	0	1/26/2020	396
Sarah Dakin	A	289	BHFS	0	1/26/2020	289
Curtis Hermann	GA	234	TRAD	0	1/26/2020	234
Robb Ramos	A	170	TRAD	0	1/26/2020	170
Bob Bombardier	A	131	LB	0	1/26/2020	131
Charlie Houghton	C	123	FITA	0	1/26/2020	123

Joe Cavaleri	GA	92	LB	0	1/26/2020	92
Kevin Knebel	A	91	LB	0	1/26/2020	91
Oscar Melendez	A	531	FS	0	12/22/2019	531
Chef Robert Bogin	A	509	FS	0	12/22/2019	509
Sunny Linares	A	507	FS	0	12/22/2019	507
Charles Neace	A	506	FS	0	12/22/2019	506
Mark Miller	A	481	FS	0	12/22/2019	481
Terry Marvin	A	472	FS	0	12/22/2019	472
Jim Collins	A	397	BHFS	0	12/22/2019	397
Nathan Collins	Y	376	BHFS	0	12/22/2019	376
Tom Swindell	GA	244	TRAD	0	12/22/2019	244
Curtis Hermann	GA	232	TRAD	0	12/22/2019	232
James Stankovich	GA	208	LB	0	12/22/2019	208
Carlos Parada	A	205	TRAD	0	12/22/2019	205
Bob Bombardier	A	177	LB	0	12/22/2019	177
Robb Ramos	A	123	TRAD	0	12/22/2019	123
Oscar Melendez	A	516	FS	0	11/24/2019	516
Chef Robert Bogin	A	512	FS	0	11/24/2019	512
Charles Neace	A	504	FS	0	11/24/2019	504
Terry Marvin	A	477	FS	0	11/24/2019	477
Mark Miller	A	464	FS	0	11/24/2019	464
Norman Rice	GA	438	BHFS	0	11/24/2019	438
Jim Collins	A	434	BHFS	0	11/24/2019	434
Nathan Collins	Y	311	BHFS	0	11/24/2019	311
Tom Swindell	GA	243	TRAD	0	11/24/2019	243
James Stankovich	GA	237	LB	0	11/24/2019	237
Carlos Parada	A	185	TRAD	0	11/24/2019	185
Joe Cavaleri	GA	111	LB	0	11/24/2019	111

## CATHY'S CORNER

These are the people we should all thank for making the range shootable. Many of them worked every weekend or multiple days each week to keep the mustard at bay. I apologize in advance if I missed anyone.

- Ben Shirley
- Nikki Orzel
- Kevin Cloepfil
- Mile Keena
- Kurt Hoberg
- Brandon Newcomer
- Ben Chen
- Brian Carter
- Lee Glaser
- Phil Bruno
- Brent Richter
- Conner Blackwell
- Chris Blackwell
- Jeff Blackwell
- Tom Roberts
- John Halstead
- Cher Riggs
- Jim Pellerino
- John Danaco
- Erik Hammerquist
- Tom Swindell
- Bruce Borner
- Nathan Rose
- Jetta Rose
- Doug Randazzo
- Bill Bacheller
- Sachin Deshpande
- Sandra Fitzgerald
- Tom Fitzgerald
- Claire Fitzgerald
- Ron Riley
- Peter Sperling
- Wayne Williams
- Walt Thomas
- Steve Mahoney
- Jeff DelBosque
- Catherine Cavadini
- Aidan DelBosque
- David Jockisch
- Jaden Jockisch
- Jim Collins
- Bryan Tanger
- Tom Cayia
- Charlie Shaw

Hope to see you all out on the range.  
Keep stick'n them pointy ends in the target.

John Downey  
Tournament Chairman

Working on the range is a great way to get outside, get some exercise and social distance. Read below for some areas that need attention and how to get credit for your hours.

**Please park in the Tournament Range Lot, no driving on the range.** The Tournament Range (TR) is accessed via Bennett Road on the right side just before Bennett becomes a private road (for those that are new). **Remember that Tapo Canyon Park is closed and the gate is locked** so you cannot access the range from that direction. Our property is leased from the county so **masks are suggested while on the property**, please bring your own as the club is unable to purchase masks at this time. Your mask does not need to be a N95 mask but it should cover your mouth and nose. Also, **please practice social distancing** while at the range, keeping at least 6 feet apart.

**Please bring your own equipment including motorized trimmers, hoes, flat blade shovels, rakes and machetes.** Also bring **water, work gloves and a hat or sunscreen.**

**In order to get credit for your hours worked on any of the following please text or email before and after pictures along with your hours worked. Send to myself (see below) or Nikki Orzel via text at 973-464-8893 or email at [nikki@phoenix-studio.com](mailto:nikki@phoenix-studio.com). Nikki has taken over tracking and will take over all of the Required and Volunteer Coordinator role over the coming months.**


Pick something below and go get it done, let me know if you have questions. it only takes a week or 2 before the mustard starts coming back after it is knocked down.

- Tournament Range weed abatement needed in the following areas: 1) parking lot and the islands; 2) the areas to the left and right of the gate; 3) behind the shooting line; 4) the pathway to the bridge and 5) the pathway from the bridge to the 3D Range
- Main Parking Lot, near the kitchen, the fence line and around the bins needs weed abatement.
- Field Range Lanes 18, 21, 25, 26, and the Practice Butts have not been adopted and may need some work. You could adopt one of these lanes temporarily. A lane can be adopted by 2 or 3 members sharing the load. I attached the adopt a lane protocols so you know what is expected. **If you would like to adopt but don't have the equipment, contact me.**

Thank you for all you do.

See you at the range,  
Cathy Linson  
Required and Volunteer Hours Coordinator and Board Member  
Conejo Valley Archers  
[cmlinson@yahoo.com](mailto:cmlinson@yahoo.com)  
805-791-5102

## Interesting Read on String Walking



## Just in from the UK ...



Kurt Hoberg wins a Bronze Medal for the World Archery Beat the Outbreak MCA Head to Head Tournament.

This tournament was held virtually, with archers from all over the world shooting during a specific timeframe daily, over a two week period. Distance was 10M on a scaled target that simulated 18M.

Kurt "was amazed to make it to the semifinals, which I lost, but scored well enough to shoot the Bronze Medal match. I managed to shoot my personal best in the tournament for the Bronze.

It was loads of fun and really simulated the tournament mind set - I got the tournament jitters like I always do, this time in my own backyard!

Thanks to the Muckamore Company of Archers for putting this on! "



## ADOPT-A-TARGET (CVA Roving Range)

Most of our target lanes have been adopted. If interested in adopting one you can contact one of the Board Members.

Jbd

Target	Distance	Adopter
1	35 yrd. fan field 36 yrd fan hunter	Ben Shirley
2	30 yrd. field 32 yrd hunter	Ben Shirley
3	20 yrd. field 19 yd walk-up hunter	Tom Sheppard
4	35 ft. walk-up field 11 yrd hunter	Cher Riggs
5	80 yrd. walk-up field 70 yrd. walk-up hunter	Norm Rice
6	25 yrd field 28 yrd. fan hunter	William Bachellar
7	55 yrd field 53 yrd walk-up hunter	Jim Collins
8	45 yrd walk-up field 44 yrd hunter	Jim Collins
9	15 yrd. field 15 yrd. walk-up hunter	Ron Riley
10	65 yrd. field 64 yrd. walk-up hunter	Brian Carter
11	40 yrd field 40 yrd. Hunter	Norm Rice
12	60 yrd field 58 yrd. walk-up	Jackie Rice
13	45 yrd field 23 yrd. walk-up hunter	Tom Roberts
14	50 yrd. field 48 yrd walk-up hunter	Mike Chase
15	45 yrd. walk-up field 44 yrd. hunter	JOAD Parents
16	50 yrd. field 48 yrd. hunter	Tom Sheppard
17	20 yrd field 19 yrd. walk-up hunter	JOAD Parents

18	80 yrd. walk-up field 70 yrd walk-up hunter	
19	55 yrd. field 53 yrd. walk-up hunter	Wayne Williams
20	25 yrd. field 28 yrd. fan hunter	Wayne Williams
21	35 yrd. fan field 36 yrd fan hunter	
22	30 yrd. field 32 yrd. fan hunter	Phil Bruno
23	35 ft. walk-up field 11 yrd. Hunter	Charles Shaw
24	45 yrd. field 23 yrd. walk-up hunter	Derek Lyneis
25	65 yrd. field 64 yrd. walk-up hunter	
26	60 yrd field 58 yrd. walk-up	
27	15 yrd. field 15 yrd. walk-up hunter	Jeff Blackwell
28	40 yrd. field 40 yrd. hunter	Thomas Cayia
	20 yd practice butts running pig	



## YOUR CVA OFFICERS

President <a href="mailto:president@cvarchers.com">president@cvarchers.com</a>	<b>Kurt Hoberg</b>	(805) 552-9934
Vice-President <a href="mailto:vicepresident@cvarchers.com">vicepresident@cvarchers.com</a>	<b>Bonnie Marshall</b>	(805) 379-8721
Secretary	<b>Scott Leviant</b>	(818) 477-2814
Treasurer	<b>Cher Riggs</b>	(805) 368-7466
Board Members	<b>Cathy Linson</b> <b>Lee Glaser</b> <b>Mike Keena</b> <b>Bill Davis</b> <b>Kevin Cloepfil</b> <b>David Jockisch</b>	(805) 791-5102  (805) 527-4585  (805) 390-1059 (805) 217-1356
Range Captain		
Target Chairman	<b>Kevin Knebel</b>	(805) 390-1059
3D Range Captain	<b>Bryan Tanger</b>	(805) 915-7347
Publicity Chair	<b>David Jockisch</b>	(805) 217-1356
Editor / Tournament Chair	<b>John Downey</b>	(805) 527-4894
CVA Answering Service		<b>(805) 328-4721</b>
Past-President & whatever we need him to do guy	<b>Clark Pentico</b>	(805) 630-1749

## FRIENDS OF CONEJO VALLEY ARCHERS



**805.581.1671**

**2150 Agate Court • Simi Valley, CA 93065**